



Ministry of Commerce & Industry
Department of Commerce
Government of India



Annual Report 2021-22



Department of Commerce

CONTENTS

Overview	2
1. Organizational Structure and Functions	6
2. Global Economic and Trade Situation	22
3. Trends in India's Foreign Trade	26
4. Foreign Trade Policy, EXIM Trade and Major Schemes	32
5. Export Promotion Mechanism	54
6. Commercial Relations, Trade Agreements and International Trade Organizations	79
7. Special Economic Zones (SEZs) and Export Oriented Units (EOUs)	113
8. Specialized Agencies	123
9. Programmes undertaken for the welfare of SCs/STs/OBCs, Women and Persons with Disabilities	188
10. Transparency, Public Facilitation and Allied Activities	195
Annexures	204



OVERVIEW

1. GLOBAL ECONOMIC OVERVIEW

Global economy is set for robust but uneven recovery, following the COVID-19 induced downfall in 2020. Now that the pandemic has had its worst economic impact, the global economy is expected to regain the growth momentum. As per International Monetary Fund (IMF) World Economic Outlook, October 2021, the global recovery is continuing, but the momentum has slowed, hampered by the pandemic. Pandemic outbreaks in critical links of global supply chains have resulted in longer-than-expected supply disruptions, further feeding inflation in many countries. IMF has projected the global economy to grow by 5.9 per cent in 2021 and 4.9 per cent in 2022, following a 3.1 per cent contraction in 2020. However, downside risks emanating from outbreak of new variants of COVID-19 remain.

Regional and country prospects vary widely and remain a major concern. IMF's October 2021 projections show the aggregate output of the Advanced Economies to grow by 5.2 per cent in 2021 and 4.5 per cent in 2022. In contrast, the aggregate output of Emerging Market and Developing Economies (EMDEs) is expected to grow by 6.4 per cent in 2021 followed by 5.1 per cent in 2022.

2. GLOBAL TRADE

Despite the economic disruptions caused by the resurgence of COVID-19, the global trade prospects look favourable, albeit with high uncertainty on account of nascent resurgence of the pandemic. The World Trade Organization (WTO) in October 2021 has projected the world merchandise trade volume to grow by 10.8 per cent in 2021 revised up from 8.0 per cent forecasted in March 2021, followed by 4.7 per cent growth in 2022- up from 4.0 per cent forecasted in March 2021, as compared to (-) 5.3 per cent in 2020. The upward revision of trade forecasts for 2021 and 2022 is on account of the revival of global economic activity leading to a rebound in merchandise trade, following the pandemic induced collapse in 2020. However, risk remains tilted to the downside originating from the pandemic itself.

As per WTO, behind the strong overall trade increase, however, there are significant regional disparities, with some developing regions falling well short of the

global average. The latest projections of WTO show merchandise exports of Asia to rise 14.4 per cent in 2021 while exports of Least-Developed Countries (LDCs) are projected to grow by 5.3 per cent in 2021.

3. INDIA'S MERCHANDISE TRADE

India's Merchandise exports had shown resilience despite continued disruptions caused by the pandemic. Merchandise exports gained momentum with the revival of domestic economic activity enthused by the receding second wave of COVID-19, fast-paced vaccinations along with the swift decisive steps taken by the Government. Merchandise exports for 2020-21 were US\$ 291.81 billion as against US\$ 313.36 billion during 2019-20, registering a negative growth of (-) 6.88 per cent. Exports began to rebound since December 2020, and the positive export performance continues in 2021-22 (April-December 2021). During April-December 2021 (QE) exports were US\$ 301.38 billion as against US\$ 201.38 billion during April-December 2020, registering a positive growth of 49.66 per cent.

Merchandise imports also registered a decline of (-) 16.91 per cent during 2020-21 from US\$ 474.71 billion in 2019-20 to US\$ 394.44 billion in 2020-21. Import during April-December 2021(QE) stood at US\$ 443.82 billion, an increase of 68.91 per cent compared to US\$ 262.76 billion during April-December 2020.

The trade deficit was estimated at US\$ 102.63 billion in 2020-21 as against the deficit of 161.35 billion in 2019-20. During April-December 2021(QE), trade deficit increased to US\$ 142.44 billion from US\$ 61.38 billion in April-December 2020.

4. INDIA'S SERVICES TRADE

The extraordinary measures to tackle the pandemic like lockdown and social distancing have had a significant impact on the services sector in 2020-21. However, the sector has shown immense resilience and has been contributing highly to India's economic growth. As per WTO, India ranked 7th in leading exporters of commercial services for the year 2020 with a share of 4.1 per cent in total world commercial services exports. Services exports stood at US\$ 206.09 billion in 2020-21(P) as compared to US\$ 213.19 billion in 2019-20, exhibiting a decline of

(-) 3.33 per cent. India's services exports is estimated to have increased to US\$ 177.68 billion during April-December 2021 as compared to US\$ 150.09 billion during April-December 2020, with a positive growth of 18.39 per cent.

Services imports were US\$ 117.52 billion in 2020-21(P) as compared to US\$ 128.27 billion in 2019-20, a decline of (-) 8.38 per cent. The estimated value of imports during April-December 2021 was US\$ 103.30 billion, registering a positive growth of 21.52 per cent vis-à-vis April-December 2020.

A surplus of US\$ 88.57 billion was generated in services trade in 2020-21(P) and a surplus of US\$ 74.39 billion is estimated to have generated during April-December 2021.

5. INITIATIVES TAKEN BY THE DEPARTMENT OF COMMERCE TO BOOST INDIA'S EXPORTS

Department of Commerce is proactively taking a number of steps to boost exports. Some of the major steps taken are as follows:

- ◆ In order to provide policy stability during the pandemic period, Foreign Trade Policy (FTP) 2015-20 was extended for the year 2021-22 i.e. up to 31st March 2022.
- ◆ Districts as Export Hubs' (DEH) Initiative under which products and services with export potential have been identified in all districts of the country. An institutional mechanism has been set up in each District in the form of District Export Promotion Committees (DEPCs). The primary function of the DEPC is to prepare and act on District Specific Export Action Plans in collaboration with all the relevant stakeholders from the Centre, State and District levels.
- ◆ A Central Sector Scheme 'Transport and Marketing Assistance (TMA) for Specified Agriculture Products' for providing assistance for the international component of freight, to mitigate the freight disadvantage for the export of agriculture products, and marketing of agricultural products, is under implementation.
- ◆ Market Access Initiative (MAI) Scheme is an Export Promotion Scheme envisaged to act as a catalyst to promote India's exports on a sustained basis. The scheme is formulated on focus product-focus country approach to evolve specific market and specific product through market studies/survey. Assistance would be provided to Export Promotion Organizations/ Trade Promotion Organizations/ National Level Institutions/ Research Institutions/ Universities/ Laboratories, Exporters etc., for enhancement of exports through accessing new markets or through increasing the share in the existing markets.
- ◆ In addition, assistance to the exporters of agricultural products is also available under the Export Promotion Schemes of Agricultural & Processed Food Products Export Development Authority (APEDA), Marine Products Export Development Authority (MPEDA), Tobacco Board, Tea Board, Coffee Board, Rubber Board and Spices Board.
- ◆ Trade Infrastructure for Export Scheme (TIES) is operational from FY 2017-18 with the objective of assisting Central and State Government agencies for creation of appropriate infrastructure for growth of exports.
- ◆ The Government has introduced the Remission of Duties and Taxes on Exported Products (RoDTEP). This scheme seeks remission of Central, State and Local duties/taxes/levies at different stages at the Central, State and local level, which are incurred in the process of manufacture and distribution of exported products, but are currently not being refunded under any other duty remission scheme.
- ◆ Exemption from Integrated Goods & Service Tax and Compensation Cess under Advance Authorizations (AA)/ EPCG, EOU scheme extended up to 31st March 2022.
- ◆ Common Digital Platform for Certificate of Origin to facilitate trade and increase FTA utilization by exporters.
- ◆ EPCs, Commodity Boards and India's mission abroad are also actively promoting India's trade, tourism, technology and investment goals.
- ◆ To match the growing expectations of trading community, DGFT has initiated the process of revamping its present ICT ecosystem to move to a large extent paperless, seamless interface with all its stakeholders.

- ◆ Promoting and diversifying services exports by pursuing specific action plans for the 12 Champion Services Sectors.
- ◆ To commemorate Azadi Ka Amrit Mahotsav, the Department of Commerce organised 'Vanijya Saptah' from 20th to 26th September 2021 with an objective to highlight how India is empowering every stakeholder in the

international trade ecosystem to produce quality products which can stand the global competition – Make in India for the world. To that end the Department of Commerce worked in collaboration with State Governments, UT administrations and all relevant stakeholders in the export process throughout the country to set up a week long string of activities.



Chapter 1

ORGANIZATIONAL STRUCTURE AND FUNCTIONS

1. VISION AND MISSION

The long-term vision of the Department is to make India a major player in the world trade and assume a role of leadership in the international trade organizations commensurate with India's growing importance.

The policy tools being adopted involve a strategy focusing on the targeted commodity and country in the medium term and the Foreign Trade Policy in the long run.

2. FUNCTIONS

The Department formulates, implements and monitors the Foreign Trade Policy (FTP) which provides the basic framework and strategy to be followed. The Trade Policy is periodically reviewed to incorporate changes necessary to take care of emerging economic scenarios both domestic and international. Besides, the Department is also entrusted with responsibilities relating to multilateral and bilateral commercial relations, Special Economic Zones, state trading, export promotion and trade facilitation, and development and regulation of certain export-oriented industries and commodities.

The Department is headed by a Secretary who is assisted by One Special Secretary, One Special Secretary & Financial Adviser, Three Additional Secretaries/level officers, Twelve Joint Secretaries and Joint Secretary level officers and a number of other senior officers.

The Department is functionally organized into the following 10 Divisions:

- ◆ International Trade Policy Division
- ◆ Foreign Trade Territorial Division
- ◆ Export Products Division
- ◆ Export Industries Division
- ◆ Export Services Division
- ◆ Economic Division
- ◆ Administration & General Service Division
- ◆ Finance Division
- ◆ Supply Division

- ◆ Logistics Division (Transferred to DPIIT w.e.f. 10.11.2021)

The various offices / organizations under the administrative control of the Department are:

- ◆ Two Attached Offices
- ◆ Ten Subordinate Offices
- ◆ Ten Autonomous Bodies
- ◆ Five Public Sector Undertakings
- ◆ Special Purpose Vehicle (SPV) created under section 8 of the Companies Act, 2013 (Government e Marketplace)
- ◆ Fourteen Export Promotion Councils
- ◆ One Advisory Body and
- ◆ Six Other Organizations

A complete list of these offices/ organizations along with the postal addresses is given at Annexure-A.

The broad organizational set up and major role and functions of the offices / organizations under the administrative control of the Department are discussed below:

(A) Attached offices

(i) Directorate General of Foreign Trade (DGFT)

Directorate General of Foreign Trade (DGFT) is an attached office of the Ministry of Commerce and Industry, and is headed by Director General of Foreign Trade. Right from its inception till 1991, when liberalization in the economic policies of the Government took place, this organization has been essentially involved in the regulation and promotion of Foreign Trade. Keeping in line with liberalization and globalization and the overall objective of increasing exports, DGFT has since been assigned the role of a "facilitator". The shift was from prohibition and control of imports/exports to promotion and facilitation of exports/imports, keeping in view the interests of the country.

This Directorate, with headquarters at New Delhi is headed by the Director General of Foreign Trade. It assists government in formulation of Foreign Trade Policy and is responsible for implementing the Foreign

Trade Policy and Schemes under the FTP with the main objective of promoting India's exports. Further, it is responsible for implementation of Foreign Trade (Development and Regulation) Act, 1992 and Rules and Regulations notified there under. The DGFT also issues authorizations to exporters and monitors their corresponding obligations through a network of 24 Regional Offices. The regional offices are located at the following places.

S. No.	Regional Office	S. No.	Regional Office
1	Ahmedabad	14	Ludhiana
2	Bangalore	15	Mumbai
3	Bhopal*	16	Nagpur
4	Chennai	17	New Delhi (CLA)
5	Coimbatore	18	Panipat
6	Guwahati	19	Pune
7	Hyderabad	20	Rajkot
8	Indore	21	Srinagar
9	Jaipur	22	Surat
10	Jammu	23	Varanasi
11	Kanpur	24	Vishakhapatnam
12	Ernakulum (Cochin)	25	Vadodara
13	Kolkata		

**In compliance with the Order dated 4th October 2019 of the Hon'ble High Court of Madhya Pradesh Principal seat at Jabalpur in W.P. 21039/2019, status quo on Regional Office of DGFT at Bhopal is maintained subject to final/further orders.*

In addition to implementation of Foreign Trade Policy and FTDR Act, 1992, regional offices provide facilitation to exporters in regard to developments in International Trade i.e. WTO Agreements, Rules of Origin and anti-dumping issues etc. in their import and export decisions in the international dynamic environment.

Recognizing that State Governments are key stakeholders in promotion of exports, Department of Commerce (DoC) is now actively engaging with them for promoting exports. DoC has advised State Governments to constitute State Export Promotion

Committees, under the chairmanship of Chief Secretaries, for focusing on export promotion wherein Regional Authorities of DGFT are the co-conveners. Nodal Officers at the rank of Additional Secretary/ Joint Secretary from DoC have been appointed to attend the meetings of the State Export Promotion Committee. State Export Promotion Committees have been constituted in all the States/UTs. This committee is overseeing the formulation and implementation of State Export Promotion Strategies in consultation with Export Promotion Councils and FIEO.

Regional Authorities of the DGFT have been assigned enhanced role and responsibilities to liaison with State Governments to assist in formulation/ implementation of state export policy/strategy and to represent the Department of Commerce in the State and UT Governments.

(ii) Directorate General of Trade Remedies (DGTR)

The Directorate General of Trade Remedies (DGTR) (earlier known as Directorate General of Anti-Dumping & Allied Duties) is an attached office of the Department of Commerce, Ministry of Commerce & Industry. The Directorate General of Anti-Dumping & Allied Duties (DGAD) which was formed in 1997 has been restructured as DGTR in May 2018 by restructuring and re-designing DGAD into DGTR by incorporating all the trade remedial functions i.e. Anti-Dumping Duty (ADD), Countervailing Duty (CVD), Safeguards Duty (SGD), Safeguards Measures (QRs) under a single window framework. Thus, the DGTR has been formed by merging of functions of DGAD, Department of Commerce, Directorate General of Safeguards, Department of Revenue and Safeguards (QR) functions of DGFT into its fold. The DGTR is a professionally integrated organization with multi-spectrum skill sets emanating from officers drawn from different services and specializations. The DGTR is a quasi-judicial body that independently undertakes investigations before making its recommendations to the Central Government.

It is the single national authority for administering all trade remedial measures including anti-dumping, countervailing duties and safeguard measures. The DGTR provides a level playing field to the domestic

industry against the adverse impact of the unfair trade practices like dumping and actionable subsidies from any exporting country, by using trade remedial methods under the relevant framework of the WTO arrangements, the Customs Tariff Act & Rules and other relevant laws and international agreements, in a transparent and time bound manner. It also provides trade defence support to our domestic industry and exporters in dealing with instances of trade remedy investigations instituted against them by other countries.

(B) Subordinate offices

(i) Directorate General of Commercial Intelligence and Statistics (DGCI&S)

The Directorate General of Commercial Intelligence & Statistics (DGCI&S) is the premier organization of Government of India for collection, compilation and dissemination of India's trade statistics and commercial information. The Directorate, headed by a Director General, has its office at Kolkata and is responsible for collecting, compiling and publishing/disseminating trade statistics and various types of commercial information required by the policy makers, researchers, importers, exporters, traders as well as overseas buyers. It is the first large scale data processing organization functioning as a nodal agency for export & import data, with an ISO certification 9001:2015 for compilation and dissemination of India's foreign trade statistics.

(ii) Offices of Development Commissioners of Special Economic Zones (SEZs) at Cochin Special Economic Zone, Falta Special Economic Zone, MEPZ Special Economic Zone, Kandla Special Economic Zone, SEEPZ Special Economic Zone, Visakhapatnam Special Economic Zone and Noida Special Economic Zone.

The main objectives of the SEZ Scheme is generation of additional economic activity, promotion of exports of goods and services, promotion of investment from domestic and foreign sources, creation of employment opportunities along with the development of infrastructure facilities. All laws of India are applicable in SEZs unless specifically exempted as per the SEZ Act/Rules. Each Zone is headed by a Development

Commissioner and is administered as per the SEZ Act, 2005 and SEZ Rules, 2006. Units may be set up in the SEZ for manufacturing, trading or for service activity. The units in the SEZs have to be net foreign exchange earners but they are not subjected to any predetermined value addition except (Gems & Jewellery Units) or minimum export performance requirements. Sales in the Domestic Tariff Area from the SEZ units are treated as if the goods are being imported and are subject to payment of applicable customs duties.

(iii) Pay and Accounts Office (Supply)

The payment and accounting of the Supply Division, including of the DGS&D are performed by the officer of the Chief Controller of Accounts (Supply Division) under the Departmentalized Accounting System, through its Regional Pay and Accounts offices at New Delhi, Kolkata, Mumbai and Chennai. Consequent upon Union Cabinet decision to close the DGS&D w.e.f. 31.10.2017, the office of the CCA (supply) has been discontinued and residual works are now being handled by the CCA (Commerce) with the skeletal staff and 02 PAOs in New Delhi and Kolkata. The work of the RPAO (Supply), Mumbai and RPAO (Supply), Chennai have been overtaken by the RPAO (Commerce), Mumbai and RPAO (Commerce), Chennai respectively.

(iv) Pay and Accounts Office (Commerce & Textiles)

The Secretary is the Chief Accounting Authority. This responsibility is discharged with the help of the Chief Controller of Accounts (CCA) on the advice of the Financial Advisor of the Ministry. The Secretary certifies the appropriation accounts and represents the Ministry in the Public Accounts Committee and Parliamentary Standing Committee on Accounts.

There is a common Accounting wing for both the Department of Commerce & Ministry of Textiles. The Accounts wing functions under the supervision of Chief Controller of Accounts (CCA) who is assisted by a Controller of Accounts (CA), Assistant Controller of Accounts (ACA) and 10 Pay and Accounts Offices (PAOs), 4 PAOs in Delhi and two each at Chennai, Mumbai, Kolkata. The responsibility of the Budget Division of the Ministry is also entrusted to the CCA.

CCA extends all assistance to Financial Advisor in budgeting, monitoring & control of expenditure, render professional expertise in matters related to Financial Management System, Preparation of disclosure statements as required under FRBM Act, Annual Finance Accounts, Appropriation Accounts, Estimation & flow of Non-tax Revenue Receipts etc.

The function of the Accounting wing includes payment of claims, accounting transactions, consolidation of accounts and other related matters like finalization & payment of pension, revision of pension with the help of Drawing & Disbursing Officer (DDO) & payment of final GPF cases, loans & advances, Grants in aid, maintenance of General Provident Fund (GPF) / Contributory Provident Fund (CPF), New Pension System (NPS). Leave Salary Contribution & Pension Contribution (LSC & PC). etc. Further, implementation and smooth functioning of PFMS (EAT/DBT) in various entities is also coordinated by CCA Office along with monitoring of smoothly working of PFMS modules viz. EIS, EAT, Pension, GPF, CDDO Package, NTRP, LOA etc.

There is an internal audit wing of the Department which handles the internal audit work of all the Departments. There are 347 units under the jurisdiction of the Department of Commerce and Ministry of Textiles. The role of internal audit is to study the accounting and implementation of prescribed procedure with a view to ensure that they are correct and adequate.

(C) Autonomous Bodies

(i) Coffee Board

The Coffee Board is a statutory organization under the Ministry of Commerce & Industry, constituted under the Coffee Act 1942. The Board comprises of 33 members including the Secretary, who is the Chief Executive appointed by the Government of India, a non-Executive Chairman and remaining 31 members comprising Members of the Parliament, official members representing the interest of coffee growing states and members representing various interests of the coffee industry. The Coffee Board focuses its activities in the areas of research, extension, development, market intelligence, external & internal promotion and labour welfare measures. The Coffee

Board functions with its Head Office in Bengaluru. The Central Coffee Research Institute (CCRI) at Balehonnuru, Chikkamagaluru District, Karnataka is the headquarters of the Research Department with a Sub-Station at Chettalli (Karnataka) and Regional Research Stations at Chundale (Kerala), Thandigudi (Tamil Nadu), Narasipatnam (Andhra Pradesh) and Diphu (Assam). The Extension network is spread over the traditional coffee growing areas (Karnataka, Kerala and Tamil Nadu), Non-Traditional Areas (Andhra Pradesh and Odisha) and North Eastern Region (Assam, Tripura, Mizoram, Meghalaya, Nagaland, Manipur and Arunachal Pradesh). The Coffee Quality Division of the Research Department is involved in setting up of quality standards, capacity building in the areas of coffee roasting and retailing business and certification of coffee as per National and International quality standards. The Promotion Department is involved in promotion of Indian Coffee in export market and also promotion of coffee consumption in domestic market.

(ii) Rubber Board

The Rubber Board is a statutory body constituted under Section (4) of the Rubber Act, 1947 and functioning under the administrative control of the Ministry of Commerce and Industry. The Board is headed by a Chairman appointed by the Central Government and has 28 other members including the Executive Director, Members of Parliament (two from the House of People and one from the Council of States) and representatives of various interests of natural rubber industry such as rubber growing sector, rubber manufacturing industry, labour interest, representatives of governments of principal rubber growing states. Executive and administrative powers of the Board are vested with the Executive Director. The Board's headquarters is located at Kottayam in Kerala. Developmental and regulatory functions pertaining to the entire value chain of the Indian rubber industry are discharged by the Board by way of assisting and encouraging research, development, extension and training activities related to natural rubber (NR). The functions of the Board also include collection of statistics of rubber, promoting marketing of rubber and undertaking labour welfare activities. The Rubber Research Institute of India (RRII),

established in 1955, is situated at Kottayam and has nine Regional Research Stations (RRS) located in various rubber growing states of the country. RRII took up the research activities for ensuring biological and technological improvement of NR in the country. The Board has also a training department viz., National Institute for Rubber Training (NIRT) located at Kottayam and acts as the link between research and extension activities for technology transfer and has the mandate for human resource development in all sectors of the NR industry.

(iii) Tea Board

The Tea Board is a statutory body constituted under the Tea Act, 1953 to discharge various functions, duties and responsibilities envisaged in the Act for the overall development of the tea industry in India. The Board consists of the Chairman and 31 members appointed by Government of India representing different sections of the tea industry. The existing Board was reconstituted vide Gazette notifications dated 11th February 2019 and 9th March 2019 for a period of three years. The Head Office of the Board is located in Kolkata, West Bengal. The Chairman is the Non-Executive head and the Deputy Chairman is the Chief Executive Officer and there are two Executive Directors who are stationed at Zonal offices one each at Guwahati in Assam (for entire North Eastern Region) and another at Coonoor in Tamil Nadu (for entire South India Region). The functions of the Board are to promote and develop tea industry, regulating the production and extent of cultivation of tea, improving the quality of tea, promoting co-operative efforts among growers and manufacturers of tea, undertaking, assisting or encouraging scientific, technological and economic research and maintaining or assisting in the maintenance of demonstration farms and manufacturing stations, assisting in the control of insects and other pests and diseases affecting tea, regulating the sale and export of tea, training in tea tasting and fixing grade standards of tea, increasing the consumption in India and elsewhere of tea and carrying on promotion for that purpose, registering and licensing of manufacturers, brokers, tea waste dealers and persons engaged in the business of blending tea, improving the marketing of tea in India and elsewhere, collecting

statistics and securing better working conditions and the provisions and improvement of amenities and incentives for workers. As of now, the Board has thirty-six offices including Head office/ Zonal/ Regional/Sub-Regional offices within India and one abroad i.e. Moscow.

(iv) Tobacco Board

Tobacco is an important commercial crop grown in India. In order to regulate production, promote overseas marketing and control recurring instances of imbalances in supply and demand, Tobacco Board was established by the Government of India under the Tobacco Board Act of 1975. The headquarters of Tobacco Board is at Guntur in Andhra Pradesh and is headed by a Chairman.

The Tobacco Board Act, 1975 aims at planned development of the tobacco industry in the country. The various activities of the Board outlined in the Act for the promotion of the industry are:

- ◆ Regulating the production and curing of Virginia Tobacco with regard to the demand in India and abroad.
- ◆ Propagating information useful to the growers, dealers and exporters (including packers) of Virginia tobacco and manufacturers of tobacco products and others concerned.
- ◆ Promoting tobacco grading at the level of growers.
- ◆ Establishment of auction platforms for sale of Virginia tobacco by registered growers and functioning as an auctioneer at auction platforms.
- ◆ Maintenance and improvement of existing markets and development of new markets outside India.
- ◆ Constant monitoring of the Virginia tobacco market, both in India and abroad and ensuring fair and remunerative price to the growers.
- ◆ Purchasing Virginia tobacco from the growers when the same is considered necessary or expedient for protecting the interest of growers with the prior approval of the Government of India.

(v) Spices Board

Spices Board is a statutory body constituted under section (3) of the Spices Board Act, 1986 and functioning under the administrative control of the Ministry of Commerce and Industry. The Board consists of 31 members including the Secretary, who is the Chief Executive and is led by the non-Executive Chairman, with its head office at Kochi in Kerala. Spices Board is responsible for the overall development of the cardamom industry and export promotion of 52 spices as scheduled under the Spices Board Act, 1986. The functions of the Board include research & development and domestic marketing of small and large cardamom; post-harvest quality improvement, development, and export promotion of spices & quality control of spices exported from India. The Board has 84 offices across the country, which include export promotion offices, development offices for small and large cardamom, quality evaluation laboratories (QEL), research stations and spices parks.

The Board undertakes programs and projects for promotion of export of spices; assists studies and research for improvement of processing, quality, packaging of spices; support exporters for infrastructure development and value addition; evolve suitable quality standards for spices for export; organizes Buyer Seller Meets for establishing market linkage between farmers, exporters and international buyers; establishes primary processing facilities in the major growing centers through Spices Parks, organizes co-participation of stakeholders in international fairs and exhibitions; provides analytical services and control quality of spices for export through testing and certification; advise the Central Government on matters relating to import and export of spices, registers exporters of spices and issues cardamom dealers and auctioneers certificates etc.

(vi) The Marine Products Export Development Authority (MPEDA)

The Marine Products Export Development Authority is a statutory body under the Department of Commerce, Ministry of Commerce & Industry, instituted under the MPEDA Act, 1972 with a mandate of developing a conducive ecosystem for marine products in the country and promotion of its export from India.

(vii) Agricultural and Processed Food Products Export Development Authority (APEDA)

The Agricultural and Processed Food Products Export Development Authority (APEDA) was established in 1985, by the Government of India, under the Agricultural and Processed Food Products Export Development Authority Act passed by the Parliament. APEDA with its headquarters at New Delhi, is headed by the Chairman. It has set up five regional offices at Mumbai, Bengaluru, Hyderabad, Kolkata and Guwahati.

The primary objective of APEDA is to undertake the development and promotion of export of 14 agricultural and processed food products, listed in the first schedule of APEDA Act. In addition to that, APEDA is also responsible for registration and protection of the Intellectual Property rights (in India or outside India) w.r.t. special products listed in second schedule. Currently, the second schedule contains only Rice. In addition to this, APEDA has been entrusted with the responsibility to monitor the import of sugar as well.

APEDA also functions as the Secretariat of the National Accreditation Body (NAB) under National Programme for Organic Production (NPOP) for Organic exports.

(viii) Export Inspection Council of India (EIC)

The Export Inspection Council (EIC) was established by the Government of India under Section 3 of the Export (Quality Control and Inspection) Act, 1963 to ensure sound development of export trade of India through quality control and pre shipment inspection and for matters connected thereof. The EIC is an advisory body to the Government of India and is headed by the Chairman. The Executive Head of the EIC is Director (Inspection and Quality Control) who is responsible for enforcement of quality control and pre-shipment inspection of various commodities meant for export, which are notified by the Government under the Export (Quality Control and Inspection) Act, 1963. The EIC is located at New Delhi and exercises technical and administrative control over the Export Inspection Agencies (EIAs) established under Section 7 of the Act. The EIAs are headquartered at Mumbai, Kolkata, Kochi, Chennai

and Delhi with a network of 24 sub offices backed by state-of-the art laboratories accredited by NABL as per ISO 17025, spread all over India and cater to the needs of the exporters on a pan India basis. The major role of the EIC is to ensure the quality and safety of products exported, in order to meet the requirements of the importing countries. This assurance is provided through either a consignment-wise inspection system or quality assurance/food safety management system based certification. With more than fifty years of experience in the field of inspection, testing and certification of food items as per the importing country requirements, the EIC has developed a global acceptance. The EIC certification has been recognized by India's trading partners, like, European Union, United States of America, Australia, Japan, Custom Union, Saudi Arabia, Vietnam, China, South Africa, etc. The EIC has been instrumental in evolving the stakeholders including exporter fraternity to meet the changing requirements of the importing countries with rising prevalence of food safety incidents.

The EIC is always actively involved in standard setting process at national and international levels and provide feedback to ensure the interest of exporters are well protected. The EIC has adopted Quality Management System and is ISO 9001:2015 certified to ensure realization of its objectives.

(ix) Indian Institute of Foreign Trade (IIFT)

- ◆ Indian Institute of Foreign Trade (IIFT) was set up on 2nd May 1963 as an autonomous Institution with a focus on foreign trade related research and training
- ◆ In recognition of its all-round achievements, the Institute was given the status of "Deemed to be University" in May 2002 by University Grants Commission (UGC) and graded as Category - I "Deemed to be University" in June 2018 by University Grants Commission (UGC)
- ◆ The National Assessment and Accreditation Council (NAAC) accredited IIFT with the highest grade 'A' with overall CGPA score of 3.53 in 2015. IIFT is working towards securing AACSB accreditation
- ◆ In NIRF (National Institutional Ranking

Framework) Ranking 2021, IIFT has been ranked 25th under the management category

- ◆ In MBA Universe B-School Ranking, IIFT has been ranked 11th in the overall category

The Board of Management (BoM) is the principal executive body of the Institute. The BoM consists of 11 members and is headed by the Director of the Institute. The Secretary, Department of Commerce is the Chairman of the Institute. The Director of the Institute is the principal executive of the Institute and exercises supervision and control over the affairs of the Institute.

(x) Indian Institute of Packaging (IIP)

The Indian Institute of Packaging is an autonomous body under the aegis of the Department of Commerce, Ministry of Commerce & Industry, Government of India, established in 1966 under Societies Registration Act, 1860. The Institute headquartered at Mumbai has its regional centres at Kolkata (1976), Chennai (1971), Delhi (1986), Hyderabad (2006), Ahmedabad (2017) and Vishakhapatnam (2021).

The Institute is engaged in various activities like testing and certification of packaging materials and packages for domestic and export market, including mandatory UN Certification of packaging for transport of hazardous/dangerous goods, training, education, consultancy, projects and research and development in the area of packaging.

The Apex advisory body of the Institute is the Governing Body which has one Chairman and two vice-chairmen and other members from industries representing various segments such as packaging materials, packaging machineries and user industries. Further, some members of the Governing Body are nominated by the different Ministries/Departments and Commodity Boards of Government of India. The Director is the Head and Principal Executive Officer of the Institute who is the overall in-charge of the organization.

(D) Public Sector Undertakings (PSUs)

(i) State Trading Corporation of India Limited (STC)

STC was set up on 18th May 1956 primarily with a view

to undertake trade with East European countries and to supplement the efforts of private trade and industry in developing exports from the country. STC played an important role and arranged imports of essential items of mass consumption (such as wheat, pulses, sugar, edible oils, etc.) and industrial raw materials into India and also contributed significantly in developing exports of a large number of items from India.

STC has a paid-up equity of Rs. 60 crore. As on 31.03.2021, the share of Government of India in STC's equity was 90%. The total manpower of the Corporation as on 01.10.2021 was 171. STC has stopped undertaking business activity due to administrative reasons.

The STCL Ltd. (formerly Spices Trading Corporation Ltd), a subsidiary of STC, is in the process of winding up and has stopped all its business activities since 2014-15.

(ii) MMTC Limited

MMTC Limited was incorporated in 1963 primarily to regulate the international trade of minerals and metals. Over the years, MMTC diversified its business portfolio keeping in view national requirements / new business opportunities and new product lines like agro commodities, fertilizers, precious metals, coal were added to the product profile of MMTC.

Besides acting as a canalizing agency for iron ore, manganese ore, chrome ore/concentrate, MMTC functions as one of the nominated agencies for import of gold & silver and urea, besides trading in other commodities.

MMTC Transnational Pte. Ltd. (MTPL) Singapore is a wholly owned subsidiary company of MMTC and was incorporated in October 1994 under the laws of Singapore with the objective to take advantage of liberalization / globalization of trade and commerce to tap South East Asian market for trading in commodities. Since inception, the company has been engaged in commodity trading and has established itself as a credible and reputable trading company in Singapore.

(iii) PEC Limited

PEC Limited was incorporated as a subsidiary company of State Trading Corporation in 1971 as "The Projects and Equipment Corporation of India Limited" and became an independent Company in 1991. The name of company was changed to PEC Limited on 25th November 1997. The main functions of PEC Limited included export of engineering equipment and projects, import of bullion and trading in industrial raw material and agro commodities. The Company has stopped new business operations since September 2019 due to administrative reasons.

PEC Limited also has a subsidiary viz. Tea Trading Corporation of India Limited, which is under liquidation since 2002.

(iv) ECGC Ltd (Formerly Export Credit Guarantee Corporation of India Ltd.) and National Export Insurance Account Trust (NEIA)

(a) ECGC Ltd (Formerly Export Credit Guarantee Corporation of India Ltd.)

ECGC Limited, a Premier Export Credit Agency (ECA) of the Government of India, was set up in 1957 in Mumbai, under the Companies Act 1956, to provide export credit insurance services on short term (ST) and medium and long term (MLT) basis to exporters and banks on a "no-profit no-loss basis" to promote and support exports from India. It is a Central Public Sector Enterprise (CPSE) under the administrative control of the Department of Commerce. The mission of ECGC is to support the Indian export industry by providing cost effective insurance and trade related services to meet the growing needs of the Indian export market by optimal utilization of available resources. ECGC's services enable access to bank finance, access to information and support in recovery of delinquent debts from foreign buyers/countries.

(b) National Export Insurance Account Trust (NEIA)

Government of India established NEIA Trust in 2006 to promote project exports from India that are of strategic and national importance. The trust was set up with an initial corpus of Rs. 66 crore. With the contribution of Rs. 3,091 crore received from the

Government of India over the years, the corpus has increased to Rs. 4,917.84 crore (as of 30.09.2021).

The major sectors covered under NEIA are construction, supply of engineering goods, water treatment plants, power transmission and distribution projects, etc. while the major countries covered include Sri Lanka, Zambia, Zimbabwe, Mozambique, Tanzania, Senegal, Iran, Maldives, Cote D'Ivoire, Ghana, Cameroon, Suriname and Mauritania. Successful project exports enable sustained visible impact on India's capacity in executing projects abroad. NEIA through its cover for project exports helps make Indian project exporters more competitive and gain a stronger foothold in regions of national strategic interest. Successful project exports enable sustained visible impact on India's capacity in executing projects abroad.

(v) India Trade Promotion Organization (ITPO)

India Trade Promotion Organisation (ITPO) was formed in the year 1976, after re-naming Trade Fair Authority of India (TFAI) and merging of Trade Development Authority of India (TDA). ITPO is a Schedule 'B' Miniratna Category-I CPSE under the administrative control of Department of Commerce with 100% shareholding by the Government of India. Its Registered Office is at Pragati Maidan, New Delhi. The regional Offices of ITPO are located in Mumbai, Kolkata and Chennai ensuring representative participation of trade and industry from different regions of the country in its events in India and abroad.

India Trade Promotion Organisation (ITPO) is a premier trade promotion agency of India providing a broad spectrum of services to trade industry and acting as a catalyst for growth of India's trade. ITPO is engaged in providing services pertaining to promotion/ facilitation of trade by organizing/ participating in trade fairs in India and abroad thereby increasing India's exports.

The main objectives of ITPO are as under:

- ◆ To promote, organise and participate in industrial trade and other fairs and exhibitions in India and abroad and to take all measures incidental thereto for boosting up country's trade

- ◆ To publicise in India and abroad International trade fairs and exhibitions to be held in India and invite the foreign participants to participate in them
- ◆ To undertake promotion of trade in goods and services connected with or relating to fairs, exhibitions, conventions in India and abroad
- ◆ To undertake promotion of exports and to explore new markets for traditional items of export and develop exports of new items with a view to maintaining, diversifying and expanding the export trade

(E) Government e-Marketplace: Special Purpose Vehicle created under Section 8 of the Companies Act, 2013 (GeM-SPV)

The Union Cabinet approved the setting up of Government e-Marketplace (GeM) as the National Public Procurement Portal as a Section 8 Company registered under the Companies Act, 2013, for providing procurement of goods & services required by Central & State Government organizations. Government of India (Allocation of Business) Rules, 1961, vide notification dated 8th December 2017 has made the following entry: "32. Development, operation and maintenance of National Public Procurement Portal - Government e Marketplace". As per Rule 149 of GFR 2017, goods and services that are available on GeM should be mandatorily procured through GeM. In order to fully realize the immense advantages accruing in terms of ease of procurement through an open and transparent procurement platform, all the State Governments and UTs (except Sikkim) have executed the MoU with GeM for seamless procurement of Goods and Services required by them. GeM offers a cashless, contactless, and paperless experience for sellers and buyers, and serves as an end-to-end solution for procurement of common use goods and services by government buyers. GeM's commitment to transparency and efficiency has enabled the platform to grow to be amongst the top 5 government e-procurement platforms globally that include S Korea's KONEPS and Singapore's GeBIZ, in terms of GMV. As on date, GeM has enabled a cumulative Gross Merchandise Value of Rs 1.55 lakh crore. GeM is actively working with sellers to address challenges faced by them in public procurement and

to ease both their participation and payment cycles. Further, total order value in the first eight months of the FY 2021-22 till November 2021 has reached Rs. 53,748 crore as compared to Rs 38,585 crore in the entire FY 2020-21.

(F) Export Promotion Councils (EPCs)

At present, there are fourteen Export Promotion Councils (EPCs), as mentioned below, under the Department of Commerce. The EPCs are organisations of exporters, registered as non-profit organizations under the Companies Act/ Societies Registration Act. Roles and functions of these Councils are guided by the Foreign Trade Policy 2015-20 which also recognizes them as registering authorities for exporters.

(i) Basic Chemicals, Cosmetics & Dyes Export Promotion Council (CHEMEXCIL)

The Basic Chemicals, Cosmetics & Dyes Export Promotion Council (Chemexcil) was constituted in 1963 under the Companies Act, 1956. The Council's Head office is located in Mumbai and it has four regional Offices located at New Delhi, Bengaluru, Kolkata and Ahmedabad. The Council functions under the guidance of its Committee of Administration (CoA) and under overall supervision of the Department of Commerce.

The Council is entrusted with the export promotion activities of the following products:

- ◆ Dyes & Dye Intermediates
- ◆ Inorganic, Organic and Agro Chemicals
- ◆ Cosmetics, Soaps, Toiletries and Essential oils
- ◆ Specialty chemicals, lubricants and castor oil

(ii) Chemicals & Allied products Export Promotion Council (CAPEXIL)

CAPEXIL, a premier Export Promotion Council, was set up in 1958 under the Companies Act, 1956. The Council's Registered Office and Head office is located in Kolkata and it has four regional offices located at Mumbai, Chennai, Kolkata and New Delhi. The Council functions under the guidance of its Committee of Administration (CoA) and under overall supervision of the Department of Commerce.

The Council is entrusted with the export promotion activities of Publications & Printing, Paper Board and Products, Glass and glassware, Miscellaneous Products, Processed Minerals, Ceramics and Allied Products, Plywood and Allied Products, Rubber Products, Ossein and Gelatine, Bulk Minerals and Ores, Natural Stones and Products, Paints, Printing Ink and Allied Products, Auto Tyres and Tubers, Animal by products, Cement, cement clinkers and Asbestos cement products, Graphite and explosives.

(iii) Council for Leather Exports (CLE)

The Council for Leather Exports (CLE) was set up in July 1984. It is an autonomous non-profit company registered under the Indian Companies Act, 1956 entrusted with export promotion activities and development of the Indian leather industry. It serves as a bridge between member-exporters and buyers all over the world. It has its registered Head Office at Chennai and five regional offices at Kanpur, Kolkata, New Delhi, Chennai & Mumbai and extension offices at Agra, UP and Jalandhar, Punjab.

(iv) EEPC India

EEPC India is the Council set up under the aegis of Department of Commerce for promoting exports in the Engineering sector. It is a company set up under Section 25 of the Companies Act 1956 (company not for profit), keeping in view the special requirements of the Indian Engineering Sector for export promotion. EEPC India is the nodal agency for issue of Registration-cum-Membership Certificate for engineering exports throughout the country under the provisions of the Foreign Trade Policy. The company has its headquarters at Kolkata with regional offices in Mumbai, Chennai, Kolkata and Delhi and Sub-Regional Offices in Ahmedabad, Bengaluru, Hyderabad (Secunderabad) and Jalandhar for providing services to exporters of engineering products. With a view to establish closer connections with the engineering manufacturers & exporters and to have a better reach, EEPC India opened their Chapters in 12 Tier II and Tier III cities, viz., in Tamil Nadu (11th May 2019), Chhattisgarh (19th June 2019), Jharkhand (3rd July 2019), Karnataka (23rd July 2019), West Bengal (3rd August 2019), Himachal Pradesh (10th August 2019), Madhya Pradesh (24th August 2019), Andhra Pradesh (19th September 2019), Maharashtra

(18th October 2019), Odisha (8th November 2019), Rajasthan (9th November 2019) and Uttarakhand (22nd November 2019).

(v) Plastic EPC

The Plastics Export Promotion Council was established in 1955 and registered under section 25 of Companies Act of 1956, with the aim of promoting the exports of Plastics & Linoleum products from India. The Council's head office is located in Mumbai and regional offices are at Kolkata, Chennai, Ahmedabad and New Delhi. The Council functions under the guidance of its Committee of Administration (CoA) and under the overall supervision of the Department of Commerce.

(vi) Sports Goods EPC

The Sports Goods Export Promotion Council (SGEPC) was established in the year 1958 with an objective to promote exports of Sports Goods & Toys. The Council provides services to its members in the field of important developments taking place in the domestic and international industry. The sports goods industry in India is moving beyond cricket towards a wide variety of other sports, resulting in the growth of sports-related industries. This has opened up new business opportunities for investors looking at the Indian market – from brand building and infrastructure to niche entrepreneurial ventures.

(vii) Shellac and Forest Products Export Promotion Council (SHEFEXIL)

The Shellac Export Promotion Council was founded in June 1957, under the Companies Act, 1956. Its name was changed to Shellac and Forest Products Export Promotion Council (SHEFEXIL) on 08.02.2007. The Council's registered office is located at Kolkata and it has no additional branch or regional office. The Council functions under the guidance of its Committee of Administration (CoA) and under the overall supervision of the Department of Commerce.

SHEFEXIL is the designated Nodal EPC for Non Timber Forest Produce and also for products from North-East region. The Council is presently entrusted with the export promotion activities of the following products:

- ◆ Shellac and Lac based products
- ◆ Vegetable Saps & Extracts of herbs
- ◆ Guar Gum
- ◆ Plant & Plant Portion (Herbs)
- ◆ Fixed vegetable, Oil cake and others
- ◆ Other vegetable materials
- ◆ Multi products belonging to the North Eastern region

(viii) Pharmaceuticals Export Promotion Council of India (PHARMEXCIL)

Pharmaceuticals Export Promotion Council of India was established in 2004 under the Companies Act, 1956, keeping in mind the unique requirements of the Indian pharmaceutical industry for export promotion.

The council has its headquarters in Hyderabad, with regional offices at Mumbai and New Delhi, and branch offices in Ahmedabad, Chennai and Bengaluru. There are around 4000 members in the council. Apart from acting as an interface with the Government, the council also offers professional advice to its members in areas such as patent issues, compliance with regulatory requirements, technology up-gradation, trade related help, etc.

Pharmexcil also acts as a nodal agency for issue of Registration cum Membership certificates. The products and services falling under the purview of Pharmexcil are Active Pharmaceutical Ingredients (API); Finished Dosage Forms (FDF); Herbal/Ayurveda; Unani; Siddha; Homeopathy; Biologics; Diagnostics; Surgical; Nutraceuticals; Collaborative Research; Contract Manufacturing; Clinical Trials & Consultancy; Regulatory Services. A separate cell has been established within Pharmexcil to exclusively promote the Indian systems of medicines.

Council participate in the important exhibitions and fairs in various countries and also organizes international conferences and buyer seller meets in India. To help the members with updated information on patents, patents facilitation center has been established in Hyderabad.

(ix) Services Export Promotion Council (SEPC)

Services Export Promotion Council is an apex trade body set up by Ministry of Commerce & Industry, Government of India in 2006 to facilitate services' exporters of India. As an advisory body, SEPC actively contributes to the formulation of policies of Government of India and acts as an interface between the service industry and the Government. It has been instrumental in promoting the efforts of Indian service exporting community and in projecting India's image abroad as a reliable supplier of high-quality services to demonstrate the capabilities of Indian services industry. It organizes a large number of promotional activities such as Buyer-Seller Meets/ Reverse Buyer-Seller Meets, participation in overseas trade fairs/exhibitions and setting up India pavilion/information booths in selected overseas exhibitions.

The council encourages and keeps the services exporters abreast about the trends and opportunities in the international markets for services. SEPC provides assistance to its members in taking the advantage of such opportunities in order to expand and diversify their exports. Members of SEPC can avail the benefits of the Services Exports from India Scheme (SEIS) of DGFT, Ministry of Commerce and Industry, Government of India.

(x) Project EPC

Project EPC acts as an apex coordinating agency for the Indian project exporters to secure, facilitate and execute projects overseas within the framework of the Foreign Trade Policy of Government of India and in line with the guidelines prescribed by the Reserve Bank of India for undertaking overseas projects as detailed in their Memorandum PEM (Project Exports Manual).

PEPC not only undertakes the necessary export promotion initiatives but also provides necessary technical information, guidance and support to Indian Civil and Engineering (EPC) construction including process engineering contractors and consultants – in public or private sector – to set up overseas projects in any of the following modules of engineering service by employing the best technologies and use Indian project construction items:

- ◆ Civil construction (structures/infrastructure)
- ◆ Turnkey
- ◆ Process and engineering consultancy services
- ◆ Project construction items (excluding steel and cement) / project goods

(xi) Export Promotion Council for EOUs and SEZ Units

Export Promotion Council for EOUs and SEZs (EPCES) has been set up by Ministry of Commerce & Industry in January 2003 to service the export promotional needs of 100% Export Oriented Units (EOUs), Special Economic Zone (SEZ) Units and SEZ Developers in the country. EPCES represents more than 7000 EOUs & SEZs spread all over the country.

The objectives of EPCES:

- ◆ To promote exports from India and to earn more foreign exchange for the country.
- ◆ To facilitate interaction between the EOUs/SEZs community and Government both at the Central and State level.
- ◆ To provide benefits of Market Access Initiative (MAI) Scheme rendered by the Central Government to Indian Exporters for assisting their export market development efforts.
- ◆ To collaborate with other export promotion councils / export promotion organizations in India and similar bodies in foreign countries as well as with international organizations working in the field.

(xii) Indian Oilseeds & Produce Export Promotion Council (IOPEPC)

Indian Oilseed and Produce Export Promotion Council (IOPEPC) is concerned with the Development and export promotion of Oilseeds, Oil and Oilcakes. It was formed on 23rd June 1956. IOPEPC, erstwhile known as IOPEA, has been catering to the needs of exporters since more than six decades. Besides focusing on exports, the Council also works towards strengthening the domestic supply chain by encouraging farmers, shellers, processors, surveyors and exporters with an aim to enhance the quality of oilseeds in India.

(xiii) Cashew Export Promotion Council of India (CEPCI)

To encourage the export of cashew kernels, cashew nut shell liquid and allied products from India, the Government has established the Cashew Export Promotion Council of India (CEPCI) on 17th August 1955. Since its inception, the Council has been providing the institutional framework for improving international trade of these products.

The Council provides the necessary supports for bringing together foreign importers with member exporters of cashew kernels. The enquiries received from the foreign importers are circulated amongst Council members.

The Council undertakes detailed studies and collects trade/market information and other particulars relating to the market potential of cashew and makes them available to the exporters. It also deals with the trade enquiries received mostly through International Fair Participation from various parties and disseminates them to its members. The changing global trade information for cashew and cashew products is updated on a continuous basis.

(xiv) Gem & Jewellery Export Promotion Council (GJEPC)

The Gem & Jewellery Export Promotion Council (GJEPC), the apex trade body of the Indian gems and jewellery industry has completed 55 years of its existence this year. It has approximately 6700 members as on November 2021. The Gem & Jewellery sector is among India's leading foreign exchange earning sectors. Like other sectors, the COVID-19 has affected the gems and jewellery sector due to stoppage of business on account of worldwide lock down/travel restrictions followed by lack of demand from international markets. However, after easing of travel restrictions, India's Gem & Jewellery exports have been picking up since the start of the year and have maintained the momentum through the first half of the fiscal year which is likely to continue further in view of supportive government policies and ease of doing business.

(G) Advisory body

Board of Trade (BoT)

The Board of Trade (BoT) which was in existence for quite some time was reconstituted vide Trade Notice No.21 dated 23rd March 2016 as per mandate given under Para 300 of Foreign Trade Policy Statement 2015-2020. The objective of BoT is to have continuous discussion and consultation with trade and industry and advice the Government on policy measures related to Foreign Trade Policy in order to achieve the objective of boosting India's trade.

To bring about greater coherence in consultation process, the Council for Trade Development and Promotion (CTDP), which was constituted on 3rd July 2015 to ensure regular dialogue with state governments and UTs on measures for providing an international trade enabling environment in the states and to create a framework for making the States active partners in boosting India's export has been merged with Board of Trade on 17th July 2019 vide Notification No. 11/2015-20. The terms of reference for the re-constituted BoT is as follows:

- ◆ To provide a platform to state governments and UTs for articulating their perspectives on trade policy
- ◆ To provide a platform to Government of India for apprising state governments and UTs about international developments affecting India's trade potential and opportunities and to prepare them to deal with evolving situation
- ◆ To help state governments develop and pursue export strategies in line with National Foreign Trade Policy
- ◆ To provide a platform for deliberation on the need for infrastructure relevant for promoting trade and for identification of impediments and infrastructure gaps which adversely affect India's exports
- ◆ To facilitate a mechanism for discussion on operationalization of trade infrastructure
- ◆ To advise Government on Policy measures for preparation and implementation of both short

and long term plans for increasing economic scenarios

- ◆ To review export performance of various sectors, identify constraints and suggest industry specific measures to optimize export earnings
- ◆ To examine existing institutional framework for imports and exports and suggest practical measures for further streamlining to achieve desired objectives
- ◆ To review policy instruments and procedure for imports and exports and suggest steps to rationalize use and
- ◆ To examine issues which are considered relevant for promotion of India's foreign trade and for strengthening international competitiveness of Indian goods and services

Board of Trade meeting was held on 2nd December 2020 through Video conferencing and there were members from States/UTs-Ministries/Government and Apex Business Chambers among other participated delegates. Efforts required for making India an active manufacturing hub and evaluable member of global supply chain, improving export data traceability for agricultural produce/other products, implementation of Eastern dedicated corridor as well as Western dedicated corridor for better trade, consultancy and transaction advisory support for handholding the State in the preparation and implementation of State Export Plan and District Export Plan, issues like reducing cost of capital, minimizing logistics and infrastructural bottlenecks, Ease of Doing Business, faster refund of GST, automation of services, means to overcome COVID-19 impacts etc. were discussed among other issues.

(H) Other organizations

(i) Federation of Indian Export Organizations (FIEO)

The Federation of Indian Export Organisations (FIEO) was set up in 1965 as an Apex Body of the export promotion organisations. It is registered under the Societies Registration Act, 1860 (Act No. 21 of 1860) with its Headquarters in New Delhi. It has Regional Offices in Delhi, Mumbai, Chennai and Kolkata, and

Chapters in Jaipur, Kanpur, Ludhiana, Amritsar, Ahmedabad, Indore, Hyderabad, Kochi, Bangalore, Coimbatore, Bhubaneswar, Ranchi and Guwahati. The FIEO is ISO 9001:2015 certified.

The FIEO has a direct membership of over 34,000. The Federation has been identified as an Export Promotion Council under Appendix 2T of the Foreign Trade Policy 2015-20. It has been designated as Registering Authority for status holder exporting firms and other exporters dealing in multi-products. It issues Registration-cum-Membership-Certificate (RCMC) to exporters. It also issues Certificate of Origin (Non-Preferential) which is required by many countries as proof of origin of the goods.

(ii) Indian Diamond Institute (IDI)

Indian Diamond Institute (IDI) was established, in 1978 under the Societies Registration Act, 1860 and also under the Bombay Public Trust Act, 1950, with a focus to provide a vocational education in the field of Diamond, Gems and Jewellery. The IDI is sponsored by Ministry of Commerce & Industry, Government of India and is a project of the Gem & Jewellery Export Promotion Council. The IDI conducts vocational educational level training programmes in the areas of Diamond Manufacturing, Diamond Grading, Jewellery Designing and Jewellery Manufacturing and Gemology thereby covering training of entire spectrum of Gems & Jewellery under one roof. The institute upgrades/imparts the skill to Customs Officials on Gold Appraising, Rough Diamond Sorting and Diamond Grading aspects. Institute also upgrades the skill of the existing employees of MSME G&J units under skill enhancement scheme of Centre for Entrepreneur Development (CED), Government of Gujarat.

(iii) Footwear Design & Development Institute (FDDI)

The Footwear Design and Development Institute (FDDI) was set-up in the year 1986 under the Societies Registration Act, 1860 with an objective to provide skilled manpower and technical services to the leather and footwear industry.

FDDI has been conferred the status of 'Institution of National Importance' as per the Footwear Design

and Development Institute Act, 2017. FDDI has been playing a pivotal role in facilitating Indian industry by bridging the skill gaps in the areas of footwear, leather, fashion, retail and management. The Institute has a pan-India presence with well-designed campuses at Noida, Fursatganj, Chennai, Kolkata, Chhindwara, Rohtak, Jodhpur, Guna, Patna, Hyderabad, Ankleshwar and Banur (Chandigarh).

FDDI offers Bachelor and Master degree programmes in the areas of Footwear Design & Production, Production and Management and Retail & Fashion Merchandise, Leather Goods and Accessories Design and Fashion Design, besides offering short term Industry specific programmes.

FDDI has been transferred to DPIIT w.e.f. 10.11.2021

(iv) National Centre for Trade Information (NCTI)

Union Cabinet has approved the winding up of NCTI. NCTI is in the process of appointing liquidator to initiate the formal liquidation process for NCTI.

(v) Price Stabilization Fund Trust (PSFT)

The Price Stabilisation Fund Trust was registered

on 11th September 2003 as a Public Trust under the Indian Trust Act, 1882 jointly by NABARD and Department of Commerce, Ministry of Commerce & Industry initially for a period of 10 years to implement the Price Stabilization Fund scheme launched by the Department of Commerce to alleviate the hardships faced by the growers of coffee, tea, rubber and tobacco due to continued low prices of these commodities. The Trust was re-registered for a further period of ten years beyond 11th September 2013 i.e. upto 11th September 2023.

(vi) India Brand Equity Foundation (IBEF)

The India Brand Equity Foundation (IBEF) is a Trust established by the Department of Commerce, Ministry of Commerce and Industry, Government of India. IBEF's primary objective is to promote and create international awareness of Brand India in overseas markets and to facilitate dissemination of knowledge about Indian products and services. Towards this objective, IBEF works closely with stakeholders across government and industry.



Chapter 2

GLOBAL ECONOMIC AND TRADE SITUATION

1. GLOBAL ECONOMY IN 2021-22

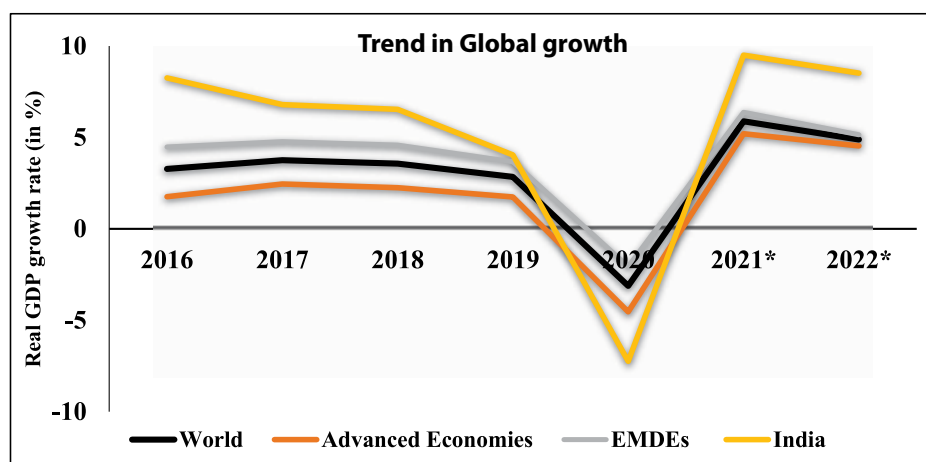
- ◆ The global economy is on the track of robust recovery, despite the disruptions caused by the resurgence of the COVID-19 pandemic and prolonged supply bottlenecks. However, the recovery is projected to be unequal across nations, owing to differences in economic positions, pandemic-induced disruptions, disparities in vaccine access and the extent of policy support. Now that the pandemic has had its worst economic impact, global economy is expected to rise further. However, risk remains on account of the outbreak of new variants of COVID-19.
- ◆ As per International Monetary Fund (IMF) World Economic Outlook, October 2021, the global recovery is continuing but the momentum has slowed, hampered by the pandemic outbreaks in critical links of global supply chains which have resulted in longer-than-expected supply

disruptions, further feeding inflation in many countries. In general, economic risks have increased, and policy trade-offs have become more difficult. As compared to the July forecast, IMF has revised down the global growth forecast for 2021 marginally to 5.9 per cent in October 2021, while the projection for 2022 stays unchanged at 4.9 per cent, significantly higher than (-)3.1 per cent in 2020. The downward revision for 2021 reflects a downgrade for advanced economies and for low-income developing countries.

- ◆ The aggregate output of the Advanced Economies is expected to grow by 5.2 per cent in 2021 and 4.5 per cent in 2022. In contrast, the aggregate output of Emerging Market and Developing Economies (EMDEs) is expected to grow by 6.4 per cent in 2021 followed by 5.1 per cent in 2022. The growth projections (% change) as per the World Economic Outlook, October 2021 of IMF are as follows:

	Projections			Difference from July 2021 WEO Update	
	2020	2021	2022	2021	2022
World Output	(-)3.1	5.9	4.9	(-)0.1	0.0
Advanced Economies	(-)4.5	5.2	4.5	(-)0.4	0.1
United States	(-)3.4	6.0	5.2	(-)1.0	0.3
Euro Area	(-)6.3	5.0	4.3	0.4	0.0
Emerging Market and Developing Economies (EMDEs)	(-)2.1	6.4	5.1	0.1	(-)0.1
Emerging and Developing Asia	(-)0.8	7.2	6.3	(-)0.3	(-)0.1
China	2.3	8.0	5.6	(-)0.1	(-)0.1
India	(-)7.3	9.5	8.5	0.0	0.0

Source: IMF, WEO, October 2021



Source: IMF, WEO, October 2021

Note: *Projections

2. GLOBAL TRADE IN 2021-22

◆ Amid COVID-19 induced disruptions, the global trade prospects look favorable. As per World Trade Organization (WTO) October 2021 Press release, world merchandise trade volume is expected to grow 10.8 per cent in 2021 revised up from 8.0 per cent forecasted in March 2021 and 4.7 per cent in 2022 up from 4.0 per cent forecasted in March 2021, as compared to (-)5.3 per cent in 2020. Quarterly trade growth was up 22.0 per cent year-on-year in Q2 of 2021 but is expected to slow to 6.6 per cent by Q4, reflecting 2020's drop and recovery. However, there are downside risks, including strained

global supply chains and outbreak of more deadly variants of COVID-19.

◆ Trade patterns and recoveries have diverged across regions and the disparities are expected to remain large. Exports of Asia in 2021 are expected to rise by 14.4 per cent compared to 2020, while exports of Least-Developed Countries (LDCs) is projected to grow by 5.3 per cent in 2021. Services trade is likely to lag behind goods trade, particularly in sectors related to travel and leisure, as per WTO.

◆ Trade growth across major regions of the world in 2021 and 2022 projected by WTO is as below:

Annual % change						
	2017	2018	2019	2020	2021*	2022*
Volume of world merchandise trade	4.8	3.1	0.1	(-)5.3	10.8	4.7
Exports						
North America	3.4	3.8	0.3	(-)8.6	8.7	6.9
South and Central America	2.2	(-)0.2	(-)2.2	(-)4.7	7.2	2
Europe	4.1	1.9	0.6	(-)7.9	9.7	5.6
CIS	3.9	4.1	(-)0.3	(-)1.5	0.6	8.5
Africa	5.3	3.6	(-)0.7	(-)8.8	7	6
Middle East	(-)2.2	4.8	(-)2.2	(-)11.6	5	9.6
Asia	6.7	3.7	0.8	0.3	14.4	2.3
Least Developed Countries	4.3	4.0	2.1	(-)2.0	5.3	4.7
Imports						
North America	4.4	5.1	(-)0.6	(-)6.1	12.6	4.5
South and Central America	4.4	5.6	(-)2.6	(-)9.9	19.9	2.1
Europe	3.9	1.9	0.3	(-)7.6	9.1	6.8
CIS	13.9	4	8.5	(-)5.6	13.8	(-)0.8
Africa	(-)1.7	5.3	2.8	(-)11.1	11.3	4.1
Middle East	1.2	(-)4.1	2.4	(-)13.9	9.3	8.7
Asia	8.5	5	(-)0.5	(-)1.2	10.7	2.9
Least Developed Countries	4.9	5.3	7.6	(-)6.7	5.5	8.6

Source: WTO press release dated 4th October 2021

Note: *Projections

3. INDIA'S TRADE VIS-À-VIS OTHER ECONOMIES IN 2021-22

- ♦ Table below compares exports (merchandise + services) growth of selected economies, namely Brazil, Canada, China, India, Netherlands, Japan, Korea, UK and USA. Exports exhibited positive

growth in all these economies since April 2021, as per WTO data. In April 2021, India had the highest export growth among these economies followed by Canada and Brazil. While in September 2021, Brazil exhibited highest growth followed by China and India.

Total Exports: Month-wise year-on-year growth (%)

Month	Brazil	Canada	China	India	Japan	Korea	Netherlands	UK	USA
April 2021	45.1	54.8	32.4	83.2	30.7	41.8	45.5	17.8	37.8
May 2021	47.8	58.8	26.9	39.4	36.3	44.0	35.8	29.9	42.6
June 2021	56.6	44.0	34.4	35.2	36.8	39.6	27.6	19.7	32.6
July 2021	32.1	26.4	20.4	32.4	29.3	31.6	21.0	14.6	24.1
August 2021	54.4	27.2	27.7	34.8	22.6	37.9	23.4	10.2	22.7
September 2021	33.7	16.9	30.2	21.5	7.0	20.9	19.2	13.2	16.6

Source: WTO Database

Note: Growth rate of a particular month is calculated vis-à-vis same month of the previous year and is subject to revision

- ♦ Table below compares imports (merchandise + services) growth of selected economies, namely Brazil, Canada, China, Netherlands, India, Japan, Korea, UK and USA. Imports exhibited positive growth in all these economies during the period

April to August 2021. India's imports have declined from 110.7 per cent in April 2021 to 39.3 per cent in August 2021, before rising to 67.3 per cent in September 2021, as per WTO data.

Total Imports: Month-wise year-on-year growth (%)

Month	Brazil	Canada	China	India	Japan	Korea	Netherlands	UK	USA
April 2021	34.6	45.9	38.9	110.7	11.9	31.2	41.7	34.0	35.1
May 2021	53.0	58.7	45.5	48.8	20.7	37.0	34.7	43.9	39.0
June 2021	55.8	28.9	34.4	69.0	24.8	38.2	26.7	25.4	35.1
July 2021	40.4	17.9	25.5	45.7	23.3	35.3	21.0	11.6	21.5
August 2021	58.6	18.2	31.4	39.3	33.1	40.7	25.4	2.6	23.4
September 2021	42.3	11.1	18.5	67.3	26.2	27.9	20.6	(-)2.5	20.7

Source: WTO Database

Note: Growth rate of a particular month is calculated vis-à-vis same month of the previous year and is subject to revision



Chapter 3

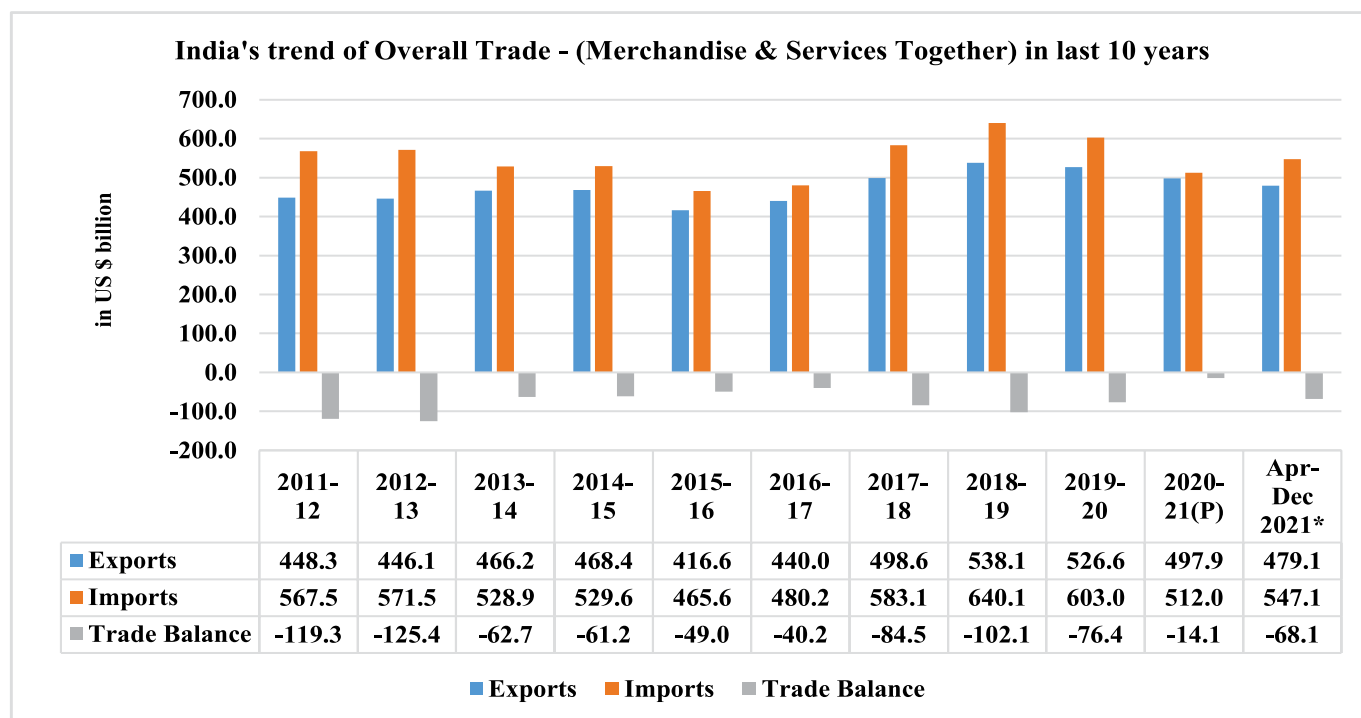
TRENDS IN INDIA'S FOREIGN TRADE

1. OVERVIEW

- India's overall exports in 2020-21 (P) were US\$ 497.90 billion as against US\$ 526.55 billion in 2019-20, registering a negative growth of (-) 5.44 per cent. For the period April-December 2021* exports were estimated at US\$ 479.07 billion as against US\$ 351.47 billion during April-December 2020, registering a positive growth of 36.31 per cent. As compared to April-December 2019, exports during April-December 2021* exhibited a positive growth of 20.25 per cent.
- Overall (Merchandise and Services combined) exports to GDP ratio showed a declining trend over last few years. In 2020-21 the ratio stood at 18.7 per cent.
- Overall imports in 2020-21 (P) were US\$ 511.96 billion, exhibiting a negative growth of (-) 15.09 per cent over the same period last year. For

the period April-December 2021* imports were estimated at US\$ 547.12 billion as against US\$ 347.76 billion during April-December 2020, registering a positive growth of 57.33 per cent. As compared to April-December 2019, imports during April-December 2021* exhibited a positive growth of 18.57 per cent.

- Overall trade deficit in 2020-21 (P) was US\$ 14.06 billion, which was lower than the deficit of US\$ 76.43 billion in 2019-20. Overall trade deficit for the period April-December 2021* estimated at US\$ 68.06 billion as against the surplus of US\$ 3.70 billion during April-December 2020. In comparison to April-December 2019, overall trade deficit during April-December 2021* increased by 8.00 per cent.
- The broad trends in overall Exports, Imports and Trade Balance in the last ten years are indicated in the graph below:



Source: DGCI&S, RBI Database and RBI Press Releases

* Note: The latest data for services sector released by RBI is for November 2021. The data for December 2021 is an estimation, which will be revised based on RBI's subsequent release. (ii) Data for 2019, 2020 and April to September 2021 are revised on pro-rata basis using quarterly balance of payments data

2. INDIA'S MERCHANDISE TRADE

- Effects of COVID-19 continued in 2020-21, however, India's merchandise exports had shown resilience. Exports for the complete

financial year i.e. 2020-21 were US\$ 291.81 billion as against US\$ 313.36 billion during 2019-20, registering a negative growth of (-) 6.88 per cent. If Pol and gems & jewellery are excluded,

the growth in merchandise exports was positive and above 1 per cent.

- ◆ India's exports began to rebound December 2020 onwards. The positive export performance continues in 2021-22 (April-December 2021). During April-December 2021 (QE) exports were US\$ 301.38 billion as against US\$ 201.38 billion during the period April-December 2020, registering a positive growth of 49.66 per cent. As compared to April-December 2019, exports during April-December 2021 (QE) exhibited a positive growth of 26.49 per cent.
- ◆ Merchandise export to GDP ratio of 12.2 per cent in 2018-19 has come down to around 11 per cent in 2019-20 & 2020-21.
- ◆ Imports during 2020-21 also registered a decline of (-) 16.91 per cent from US\$ 474.71 billion in 2019-20 to US\$ 394.44 billion in 2020-21. Import during April-December 2021 (QE) stood at US\$ 443.82 billion, an increase of 68.91 per cent compared to US\$ 262.76 billion during April-December 2020. Imports in April-December 2021 (QE) have registered a positive growth of 21.87 per cent in comparison to April-December 2019.
- ◆ The trade deficit in 2020-21 was estimated at US\$ 102.63 billion as against the deficit of 161.35 billion in 2019-20. In April-December 2021 (QE), trade deficit increased to US\$ 142.44 billion from US\$ 61.38 billion in April-December 2020. As compared to April-December 2019, trade deficit during April-December 2021 (QE) increased by 13.13 per cent.
- ◆ As per WTO, India ranked 21 in terms of merchandise exporters in 2020 recording a share of 1.6 per cent in world exports whereas India's rank in merchandise importers for the year 2020 was 14 with a share of 2.1 per cent in world imports.
- ◆ The broad trends of Merchandise Exports, Imports and Trade Balance in the last ten years are given in the table below.

Merchandise Trade

(Values in US\$ billion)

S. No.	Year	Exports	Growth (%)	Imports	Growth (%)	Trade Balance
1	2011-12	305.96	22.48	489.32	32.33	(-)183.36
2	2012-13	300.40	(-)1.82	490.74	0.29	(-)190.34
3	2013-14	314.41	4.66	450.20	(-)8.26	(-)135.79
4	2014-15	310.34	(-)1.29	448.03	(-)0.48	(-)137.69
5	2015-16	262.29	(-)15.48	381.01	(-)14.96	(-)118.72
6	2016-17	275.85	5.17	384.36	0.88	(-)108.50
7	2017-18	303.53	10.03	465.58	21.13	(-)162.05
8	2018-19	330.08	8.75	514.08	10.42	(-)184.00
9	2019-20	313.36	(-)5.06	474.71	(-)7.66	(-)161.35
10	2020-21	291.81	(-)6.88	394.44	(-)16.91	(-)102.63
	April-December 2021 (QE)	301.38	49.66	443.82	68.91	(-)142.44

Source: DGCI&S, QE stands for Quick Estimates

Target 400- Achievement till December 2021

- ◆ India's merchandise exports have reached 75.35 % of its exports target of US\$ 400 billion till December 2021, with a monthly average of US\$ 33.5 billion and with a daily run rate of US\$ 1.10 billion.
- ◆ Organic & Inorganic Chemicals; Cotton Yarn/Fabs./made-ups, Handloom Products etc.; Petroleum Products; Other cereals; Marine Products; Mica, Coal & Other Ores, Minerals including processed minerals; Plastic & Linoleum and Engineering Goods are high performing commodities.
- ◆ Out of 200 countries, there are 59 countries where exports are going more than their respective average targets. Tuvalu, Kiribati Rep., Turkmenistan, Maldives and Tonga are top 5 high performers (till November 2021, as per latest available data)

3. INDIA'S SERVICES TRADE

- ◆ The pandemic, the subsequent lockdown and social distancing measures have had a significant impact on the services sector in 2020-21. Services exports in 2020-21 (P) stood at US\$ 206.09 billion as compared to US\$ 213.19 billion recorded in 2019-20, which is a negative growth of (-) 3.33 per cent.
- ◆ Services exports contribution in India's GDP declined from 7.7 per cent in 2018-19 to 7.4 per cent in 2019-20. Subsequently it has increased back to 7.7 per cent in 2020-21
- ◆ India's services exports (estimated) stood at US\$ 177.68 billion in April-December 2021* as compared to US\$ 150.09 billion in April-December 2020, which is a positive growth of 18.39 per cent.
- ◆ Services imports were US\$ 117.52 billion in 2020-21 (P) as compared to US\$ 128.27 billion in 2019-20, a decline of (-) 8.38 per cent. The cumulative value of imports during April- December 2021* was US\$ 103.30 billion, registering a positive growth of 21.52 per cent vis-à-vis April-December 2020.
- ◆ A surplus of US\$ 88.57 billion and US\$ 74.39 billion was generated in services trade in 2020-21 (P) and April-December 2021* respectively.
- ◆ As per WTO, India ranked 7th in leading exporters of commercial services for the year 2020 with a share of 4.1 per cent in total world commercial services exports. For Leading importers of commercial services in 2020, India ranked 10th in the world with a share of 3.3 per cent of total world imports of commercial services.
- ◆ The broad trends in Services Exports, Imports and Trade Balance in the last ten years are given in the table below.

Services Trade

(Values in US\$ billion)

S. No.	Year	Exports	Growth (%)	Imports	Growth (%)	Net of Services
1	2011-12	142.32	14.19	78.23	(-)2.89	64.10
2	2012-13	145.68	2.36	80.76	3.24	64.91
3	2013-14	151.81	4.21	78.75	(-)2.50	73.07
4	2014-15	158.11	4.15	81.58	3.59	76.53
5	2015-16	154.31	(-)2.40	84.63	3.75	69.68
6	2016-17	164.20	6.41	95.85	13.25	68.34
7	2017-18	195.09	18.81	117.53	22.61	77.56
8	2018-19	208.00	6.62	126.06	7.26	81.94
9	2019-20	213.19	2.50	128.27	1.75	84.92
10	2020-21(P)	206.09	(-)3.33	117.52	(-)8.38	88.57
	April-December 2021*	177.68	18.39	103.30	21.52	74.39

Source: RBI database and RBI Press Releases, P stands for provisional

* Note: The latest data for services sector released by RBI is for November 2021. The data for December 2021 is an estimation, which will be revised based on RBI's subsequent release. (ii) Data for 2019, 2020 and April to September 2021 are revised on pro-rata basis using quarterly balance of payments data

4. MAJOR COMMODITIES OF EXPORT AND IMPORT IN 2020-21

Exports of Top 10 Commodities in 2020-21

(Values in US\$ billion)

Rank	Commodity	2019-20	2020-21	April-December 2021	Growth% in 2020-21 over 2019-20	Share% in 2020-21
1	Engineering goods	78.70	76.72	81.76	(-)2.52	26.29
2	Gems and jewellery	35.90	26.02	28.91	(-)27.51	8.92
3	Petroleum products	41.29	25.80	43.88	(-)37.50	8.84
4	Drugs and pharmaceuticals	20.70	24.44	18.18	18.07	8.38
5	Organic and inorganic chemicals	22.08	22.09	21.38	0.03	7.57
6	RMG of all textiles	15.49	12.27	11.12	(-)20.76	4.21
7	Electronic goods	11.70	11.09	11.02	(-)5.19	3.80
8	Cotton yarn/fabs./made-ups, handloom products etc.	10.03	9.83	11.29	(-)1.99	3.37
9	Rice	6.40	8.83	6.83	37.89	3.03
10	Plastic and linoleum	7.55	7.46	7.32	(-)1.17	2.56

Source: DGCI&S

Imports of Top 10 Commodities in 2020-21

(Values in US\$ billion)

Rank	Commodity	2019-20	2020-21	April-December 2021	Growth% in 2020-21 over 2019-20	Share% in 2020-21
1	Petroleum, crude and products	130.55	82.68	118.26	(-)36.67	20.96
2	Electronic goods	54.40	54.29	50.99	(-)0.20	13.76
3	Gold	28.23	34.60	38.02	22.58	8.77
4	Machinery, electrical and non-electrical	37.69	30.08	28.68	(-)20.18	7.63
5	Organic and inorganic chemicals	20.62	19.83	22.40	(-)3.84	5.03
6	Pearls, precious and semi-precious stones	22.46	18.89	22.09	(-)15.90	4.79
7	Transport equipment	25.28	18.65	12.25	(-)26.24	4.73
8	Coal, coke and briquettes, etc.	22.46	16.27	21.63	(-)27.52	4.13
9	Artificial resins, plastic materials, etc.	14.63	13.51	14.78	(-)7.68	3.43
10	Iron and steel	15.37	12.04	12.48	(-)21.69	3.05

Source: DGCI&S

5. MAJOR EXPORT DESTINATIONS AND IMPORT SOURCES IN 2020-21

Top 10 Export Destinations of India in 2020-21

(Values in US\$ billion)

S. No.	Country	2019-20	2020-21	April-December 2021	Growth% in 2020-21 over 2019-20	Share% in 2020-21
1	U S A	53.11	51.63	55.17	-2.78	17.69
2	China	16.61	21.19	17.02	27.53	7.26
3	U A E	28.85	16.68	19.89	-42.19	5.72
4	Hong Kong	10.97	10.16	8.43	-7.34	3.48
5	Bangladesh	8.20	9.69	10.53	18.18	3.32
6	Singapore	8.92	8.68	8.23	-2.77	2.97
7	U K	8.77	8.21	7.72	-6.39	2.81
8	Germany	8.29	8.13	7.02	-1.99	2.78
9	Nepal	7.16	6.84	6.66	-4.50	2.34
10	Netherland	8.37	6.47	7.72	-22.64	2.22

Source: DGCI&S

Top 10 Import Sources of India in 2020-21

(Values in US\$ billion)

S. No.	Country	2019-20	2020-21	April-December 2021	Growth% in 2020-21 over 2019-20	Share% in 2020-21
1	China	65.26	65.21	67.66	(-)0.07	16.53
2	U S A	35.82	28.89	32.27	(-)19.35	7.32
3	U A E	30.27	26.62	33.06	(-)12.03	6.75
4	Switzerland	16.90	18.23	19.67	7.88	4.62
5	Saudi Arab	26.86	16.19	23.48	(-)39.73	4.1
6	Hong Kong	16.94	15.17	13.79	(-)10.41	3.85
7	Iraq	23.74	14.29	22.65	(-)39.82	3.62
8	Germany	13.69	13.64	9.90	(-)0.35	3.46
9	Singapore	14.75	13.30	13.29	(-)9.78	3.37
10	Korea Rp	15.66	12.77	12.80	(-)18.43	3.24

Source: DGCI&S



Chapter 4

FOREIGN TRADE POLICY, EXIM TRADE AND MAJOR SCHEMES

1. INTRODUCTION

In order to provide policy stability during the pandemic period, the five year Foreign Trade Policy (FTP) 2015-20 was extended for the year 2020-21 and 2021-22. The 2015-20 policy contains FTP Statement, Handbook of Procedures, Appendix and Aayat-Niryat forms. While FTP lays down the policy of Imports & Exports, Handbook of Procedures notifies the procedure to be followed (by an exporter or importer or by the licensing/Regional authority or by any authority) for purpose of implementing the provisions of Foreign Trade Policy. The procedures are contained in the following documents:

- ◆ Handbook of Procedures
- ◆ Appendices & Aayat-Niryat Forms and
- ◆ Standard Input Output Norms (SION)

The FTP for 2015-20 seeks to provide a stable and sustainable policy environment for foreign trade in merchandise and services, link rules, procedures and incentives. It is in tune with other initiatives such as “Make in India”, “Digital India” and “Skills India” to create an “Export Promotion Mission”, promote the diversification of India’s exports basket and help various sectors of the Indian economy to gain global competitiveness. It also aims at expanding Indian markets for deeper penetration into existing global markets and better integration with major regions; thereby increasing the demand for India’s products and services. The policy has been amended from time to time and new initiatives such RoDTEP, RoSCTL, Development of District as Export Hub etc. has been incorporated into it subsequently to give the dynamism required in the changed world economic order.

2. FOREIGN TRADE POLICY OBJECTIVE

Various initiatives undertaken by DGFT and the Commerce Ministry to boost exports from India is guided by the ideals, principles and policies enumerated by the Hon’ble Prime minister of India for revival and acceleration of Indian economic growth, creating meaningful employment opportunities and making India Atmanirbhar (self-reliant), by making “India as a Hub of Global Manufacturing and Trade”.

The amended Foreign Trade Policy is intended to make substantial contribution in the National GDP and unlock the great potential of Indian local businesses in global markets. It is the manifestation of India as a Brand i.e., “Brand India”.

The aim of the FTP 2015-20 with these additional initiatives is to build a predictable and equitable environment, promote best and sustainable trade practices, provide deeper, wider and more value-added penetration in global market, improve efficiency and ease of doing business by reducing transaction costs, and becoming an integral part of Global Value Chain.

To achieve this, particular emphasis is being given to technological up gradation, expanding logistics infrastructure footprint, continued digital transformation, reskilling and up skilling of workforce, providing high significance to digital commerce, improve women representation, support Small and Medium Enterprises, unorganised sector and backward regions of the country, including, North East and Hilly Regions by adopting a coordinated approach at district, state and national level for global market and for optimum output.

Even though technological upgradation is the key in most high value growth-oriented sectors, in certain traditional employment-oriented sectors emphasis is on minimalist or incremental technological intervention in production techniques without disturbing the traditional eco-system with high sensitivity and respect towards the historical, cultural and ethnic values of the artisans and tribal people especially in North-East Region, backward areas and other hill states. The policy also intends to integrate many initiatives undertaken by the State Governments and various other Departments of the Government of India towards export promotion.

3. MAJOR SCHEMES

(A) Remission of Duties and Taxes on Exported Products (RoDTEP)

(i) Implementation of RoDTEP Scheme

- ◆ Scheme for Remission of Duties and Taxes on Exported Products (RoDTEP) has been notified

on exports from 1st January 2021 by Notification No. 19/2015-20 dated 17th August 2021 and the Scheme stands implemented. The Scheme creates a mechanism for re-imburement of taxes/ duties/ levies, which are currently not being refunded under any other mechanism, at the central, state and local level, but which are incurred in the process of manufacture and distribution of exported products. Major component of such taxes is electricity duty and VAT on fuels used in transportation / distribution.

- ◆ RoDTEP scheme covers around 8555 HS lines, with rates of remission ranging from 0.01% to 4.3%, which are listed in the RoDTEP schedule, the Appendix 4R.
- ◆ The RoDTEP Scheme operates with an end to end digitization and no separate application is required to be filed to claim RoDTEP benefits. Central Board of Indirect Taxes and Customs (CBIC), Ministry of Finance is implementing the Scheme. The CBIC's ICEGATE online module has been operationalized and exporters have started availing e-scrips under the Scheme

(ii) Sanction of funds for pending arrears under Duty Credit Based Schemes of the Foreign Trade Policy

- ◆ In September 2021, it was decided to budget Rs. 56,027 crore for Financial Year 2021-22 in order to disburse all pending export incentives due to exporters.

- ◆ The Scheme wise break up for the Rs. 56,027 crore was Merchandise Exports from India Scheme (MEIS - Rs. 33,010 crore), Service Exports from India Scheme (SEIS - Rs. 10,002 crore), Scheme for Rebate of State and Central Taxes and Levies (RoSCTL - Rs. 5,286 cr), Rebate of State Levies under scrip mechanism (RoSL - Rs. 330 crore), other legacy Schemes like Target Plus etc (Rs. 4,831 crore). The amount also included RoSCTL and RoDTEP claims in the fourth quarter of FY 2020-21.

(iii) Notification of SEIS Scheme for the FY 2019-20

- ◆ For the services rendered in the FY 2019-20, Service Exports from India Scheme (SEIS) was notified Vide Notification no. 29 dated 23.09.2021, containing the list of eligible service categories and rates, as in Appendix 3X.

(B) Merchandise Exports from India Scheme (MEIS) and Service Exports from India Scheme (SEIS)

Merchandise Exports from India Scheme (MEIS) for export of specified goods to specified markets and Service Exports from India Scheme (SEIS) for increasing exports of notified services were introduced under Foreign Trade Policy 2015-20.

The following table shows the details of issuance of scrips under MEIS and SEIS along with value of scrips and FOB value of exports during 2019-20, 2020-21 and April-November 2021-22:

(Values in Rs. crore)

Export Promotion Schemes		2019-20	2020-21	April-November 2021
Merchandise Exports from India Scheme (MEIS)	Number of Scrips	2,88,023	1,15,413	1,25,749
	Value of Scrips	39,04,5.65	14,405	17,548
	FOB value of Exports	12,02,958	5,04,537	6,11,328
Service Exports from India Scheme (SEIS)	Number of Scrips	8,280	6,098	879
	Value of Scrips	7,114	4,740	720
	FOB value of Exports	27,64,377	10,08,971	45,390

(C) Rebate of State and central Taxes and Levies (RoSCTL) Scheme

The details of issuance of Authorization, duty

foregone value and FOB value of exports during 2020-21 and April-November 2021-22 under Rebate of State and central Taxes and Levies (RoSCTL) Scheme is given in the following table:

(Values in Rs. crore)

RoSCTL Scheme		
	2020-21	April-November 2021
Number of Authorization	50,284	9,213
Duty Foregone Amount	6,811	581
FOB value of Export	139,673	14,733

(D) Other Export Promotion Schemes under earlier Foreign Trade Policies

Scripts are also issued under various schemes viz. (i) Focus Product Scheme (FPS), (ii) Focus Market Scheme (FMS), (iii) VisheshKrishi and Gram Udyog Yojana (VKGUY), (iv) Incremental Export Incentive

Scheme, (v) Served From India Scheme and (vi) Status Holder Incentive Scrip (SHIS). The details of issuance of scrips under various export promotion schemes along with value of scrips and FOB value of exports during 2019-20, 2020-21 and April-November 2021-22 are given in the following table:

(Values in Rs. crore)

Export Promotion Schemes		2019-20	2020-21	April-November 2021
Focus Market Scheme (FMS)	Number of Scrips	319	40	9
	Value of Scrips	44	5	2
	FOB value of Exports	1400	131	50
Focus Product Scheme (FPS)	Number of Scrips	674	185	40
	Value of Scrips	70	37	6
	FOB value of Exports	3172	1160	308
Vishesh Krishi & Gram Udyog Yojana (VKGUY)	Number of Scrips	32	7	3
	Value of Scrips	2	0	0
	FOB value of Exports	34	9	4
Served From India Scheme (SFIS)	Number of Scrips	36	5	0
	Value of Scrips	20	14	0
Status Holder Incentive Scrip (SHIS)	Number of Scrips	14	15	0
	Value of Scrips	5	13	0
Incremental Export Incentivisation Scheme (IEIS)	Number of Scrips	70	18	1
	Value of Scrips	12	5	0

Figure 1. depicts the number of scrips issued under various export promotion schemes during 2019-20, 2020-21 and April-November 2021-22

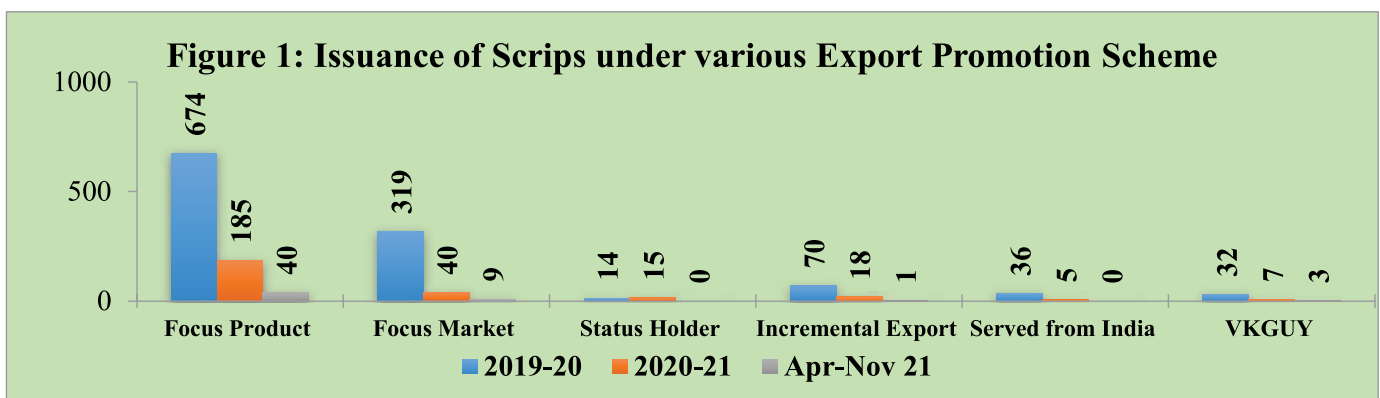


Figure 2. depicts the value of scrips issued under various export promotion schemes during 2019-20, 2020-21 and April-November 2021-22

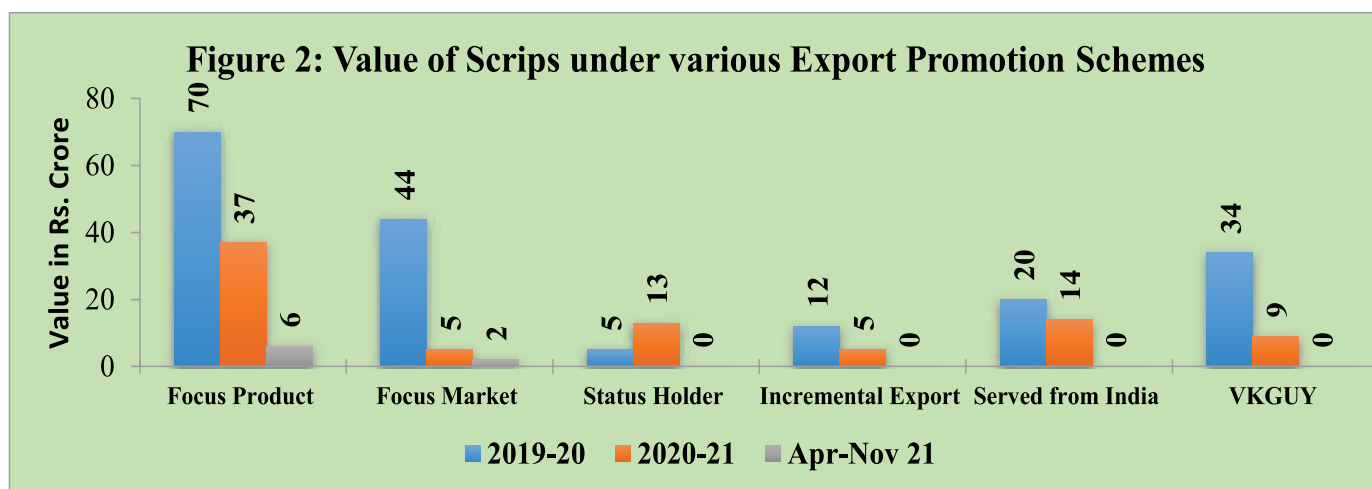
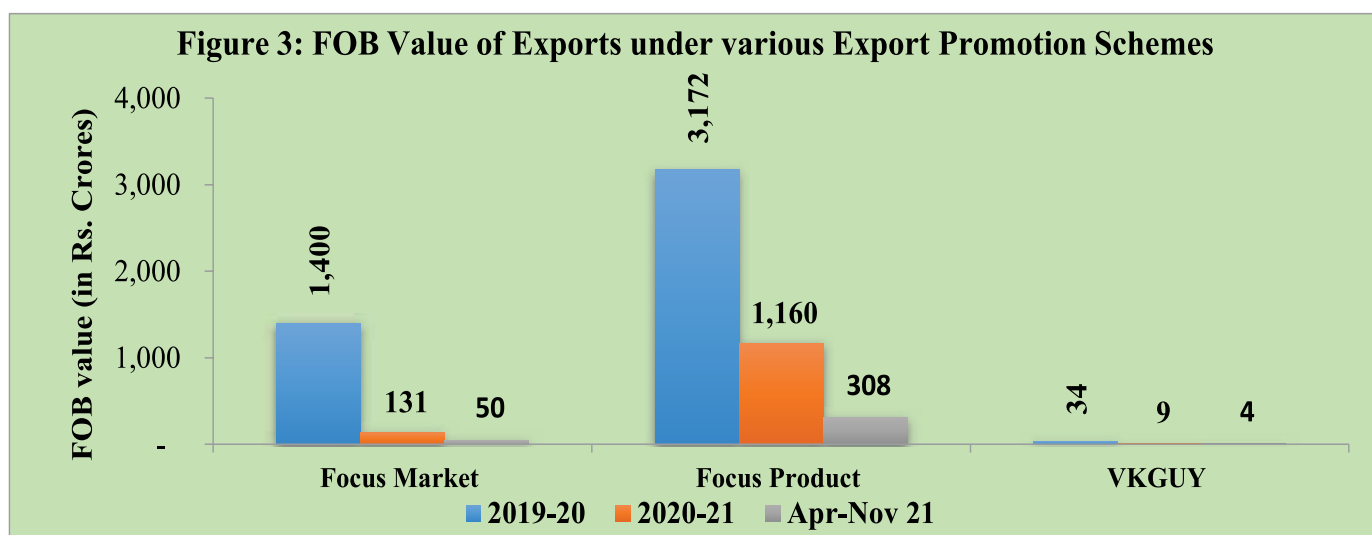


Figure 3. depicts the FOB value of exports under various export promotion schemes during 2019-20, 2020-21 and April-November 2021-22



(E) Duty Remission Schemes

Duty neutralization/remission schemes are based on the principle and the commitment of the Government that “Goods and Services are to be exported and not the Taxes and Levies”. The purpose is to allow duty free import/procurement of inputs or to allow replenishment either for the inputs used or the duty component on inputs used. Brief of these schemes are given below:

(i) Advance Authorization Scheme

Advance Authorization (AA) is a WTO compliant duty exemption scheme detailed under Chapter 4 of the Foreign Trade Policy (FTP) 2015-20. AA scheme is used to allow duty free import of inputs, which

are physically incorporated or used in making of the export product. Under AA scheme, all import duties on inputs, such as Basic Customs duty, IGST, cesses, Anti-dumping duty etc., are outright exempted. Also, local procurement of inputs in place of direct imports is allowed under AA wherein IGST for input supplies are refunded. The required quantity of inputs is calculated based on Standard Input Output Norms (SION). AA is used where an applicant generally imports first and then uses the imported inputs in his exports, however, authorization holders still can import the inputs on a replenishment basis. Duty Free Import Authorizations (DFIA) under the scheme are also essentially issued on post export basis and these are free transferable authorizations.

The scheme is more trade friendly in the sense that it grants upfront exemption from the payment of the Customs duties & IGST at the time of import of inputs to the exporter. Thus, it ensures no blocking of working capital as it provides for an upfront exemption.

(a) Eligibility and conditions

All manufacturer exporters and merchant exporters tied to supporting manufacturers are eligible to avail AA. The inputs need to be imported within the validity of AA, which is usually 12 months from the date of issue of AA. The exports are to be completed usually within 18 months from the date of issue of AA. 15% value addition (lower for G&J Sector) is to be maintained under this scheme.

Proof of exports needs to be submitted to regional authorities of DGFT along with proof of realized payment in foreign currency after the completion of exports for the redemption of AA and RA issues Export Obligation Discharge Certificate (EODC).

(b) Application Process/ use of technology

The application for AA is made online. The requisite application fee is also paid through online mode. An applicant can straightway start exporting upon filing the authorization application, without waiting for any authorization. An AA is issued to the applicant generally within three working days of the receipt of a complete application. In case of deficiency in some documents, some more time may be required.

Further, w.e.f April 2019, all AAs are issued online in paperless mode and the exporter can take a printout at his own desktop computer or laptop without visiting the DGFT office physically. In order to mitigate the adverse impact caused by COVID-19 Pandemic on trade, DGFT has taken timely measures. Some of the important measures related to Advance Authorisation scheme are outlined below:

- ◆ Exemption from Integrated Goods & Service Tax and Compensation cess under AA/EPCG, EOU scheme has been extended up to 31st March 2022. Moreover, Online E-wallet module is being developed to redress the issue of IGST refund and capital blockage.

- ◆ Interest Equalisation Scheme was extended till 30th September 2021 with the same scope and coverage. Further extension of the scheme is under consideration
- ◆ Trade Notices / Public Notices / Notifications issued by this division for Advance Authorizations/Duty Free Import Authorization in order to further facilitate trade are as below:
 - DGFT revamped its IT systems to provide online filling of requests for closure of Advance Authorizations (AA) vide Trade Notice 49/2020-21 dated 3rd March 2021
 - The provision of mandatory recording of information about transfer of DFIA (Duty Free Import Authorization) Scrips and Paperless issuance of DFIA Scrips was implemented vide Trade Notice 06/2021-22 dated 25th May 2021
 - Trade Notice 14/2021-22 dated 4th August 2021 was issued to notify the online procedure for transfer of Advance Authorization in case of amalgamation/de-merger/acquisition
 - In order to further reduce the compliance burden DGFT vide Public Notice 06/2015-20 dated 22nd July 2021 made amendments in HBP 2015-20 to allow only one revalidation for a period of 12 months to Advance Authorizations issued on or after 15th August 2020. Additionally, para 4.51 and 4.57 was amended to allow submission of record in online mode
 - In light of pandemic, amendments were made in para 4.82, 4.83, 4.84 of HBP 2015-20 to extend the last date for exports/replenishment / imports / drawls by six months
 - The Export Obligation period of specified Advance & EPCG Authorisations was extended till 31st December 2021 vide Notification 28/2015-20 dated 23rd September 2021

(ii) Duty Free Import Authorization (DFIA)

Under DFIA Scheme operational from 1st May 2006, Duty Free Import Authorization shall be issued on

post export basis for products for which Standard Input Output Norms (SION) have been notified, once the export is completed. One of the objectives of the scheme is to facilitate the transfer of the authorization or the inputs imported as per SION after exports are completed. Provisions of the DFIA Scheme are similar to Advance Authorization scheme. Minimum value addition of 20% is required under the scheme. For items where higher value addition has been prescribed under Advance Authorization in the Appendix, the same value addition shall be applicable for DFIA also. Pre-export DFIA has been discontinued in FTP 2015-2020.

(iii) Schemes for Gems & Jewellery Sector

Gems & Jewellery exports constitute a major portion of our total merchandise exports. It is an employment-oriented sector. Exports from this sector suffered significantly on account of the global economic slowdown. Duty free import/procurement of precious metal (Gold / Silver / Platinum) from the nominated agencies is allowed either in advance or as replenishment. Duty Free Import Authorisation Scheme shall not be available for Gems and Jewellery Sector. The Schemes for Gems and Jewellery Sector are as follows:

- ◆ Advance Procurement/replenishment of Precious Metals from Nominated Agencies
- ◆ Replenishment Authorisation for Gems
- ◆ Replenishment Authorisation for Consumables
- ◆ Advance Authorisation for Precious Metals

In view of demand raised by the industry, findings like posts, push backs, locks which help in collating the jewellery pieces together, containing gold of 3 carats and above up to a maximum limit of 22 carats have also been allowed under duty exemption scheme.

With a view to prevent its misuse, Advance authorisation scheme for import of precious metals for exports of gold medallions and coins and fully mechanized jewellery has been discontinued.

(iv) Issuance of Authorizations under Duty Remission Schemes

Authorizations are issued under the various schemes, viz., Advance Authorization, Duty Free Import Authorization (DFIA) and Replenishment License (Gems & Jewellery). Details of a number of authorizations issued, CIF value of imports and FOB value of exports under various schemes during 2017-18, 2018-19, 2019-20, 2020-21, and April-November 2021 are given in the following table:

(Values in Rs. Crore)

Duty Remission Schemes		2017-18	2018-19	2019-20	2020-21	April-November 2021
Advance Authorization	Number of Authorization	21,505	23,042	22,113	20,703	15,006
	CIF Value of Imports	1,79,243	2,05,060	1,67,567	184,601.10	1,62,241
	FOB Value of Exports	3,00,915	3,78,808	3,19,346	324,053.44	2,29,517
Duty Free Import Authorization (DFIA)	Number of Authorization	815	1,321	1718	1,075	1,604
	CIF Value of Imports	2,247	3,253	3070	1,986.57	3,114
	FOB Value of Exports	3,047	5,183	5157	2,896.31	6,478
Replenishment License (Gem & Jewellery)	Number of Authorization	63	103	120	21	24
	CIF Value of Imports	59	77	116	18.45	26
	FOB Value of Exports	668	1,001	930	371.60	279

Thus it can be seen that even after the advent of GST, Duty Remission schemes have remained popular

amongst exporters.

Figure 4. depicts the number of authorizations issued under various export promotion schemes during 2019-20, 2020-21 and April-November 2021-22

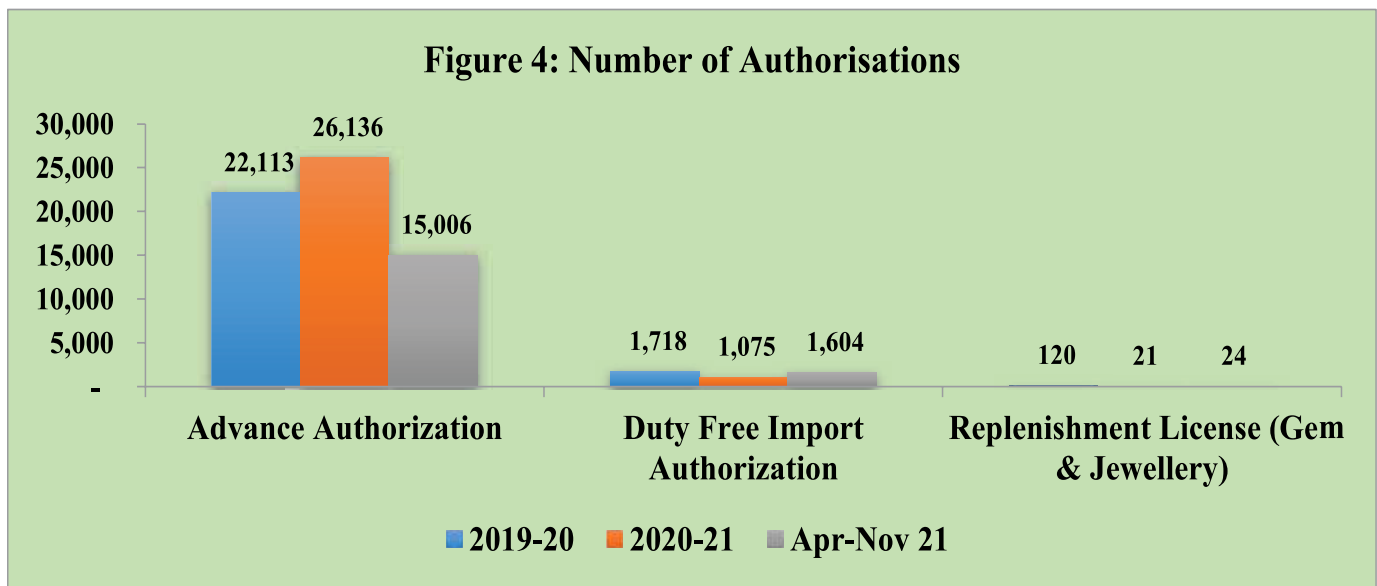


Figure 5. depicts the CIF value of import under various export promotion schemes during 2019-20, 2020-21 and April-November 2021-22

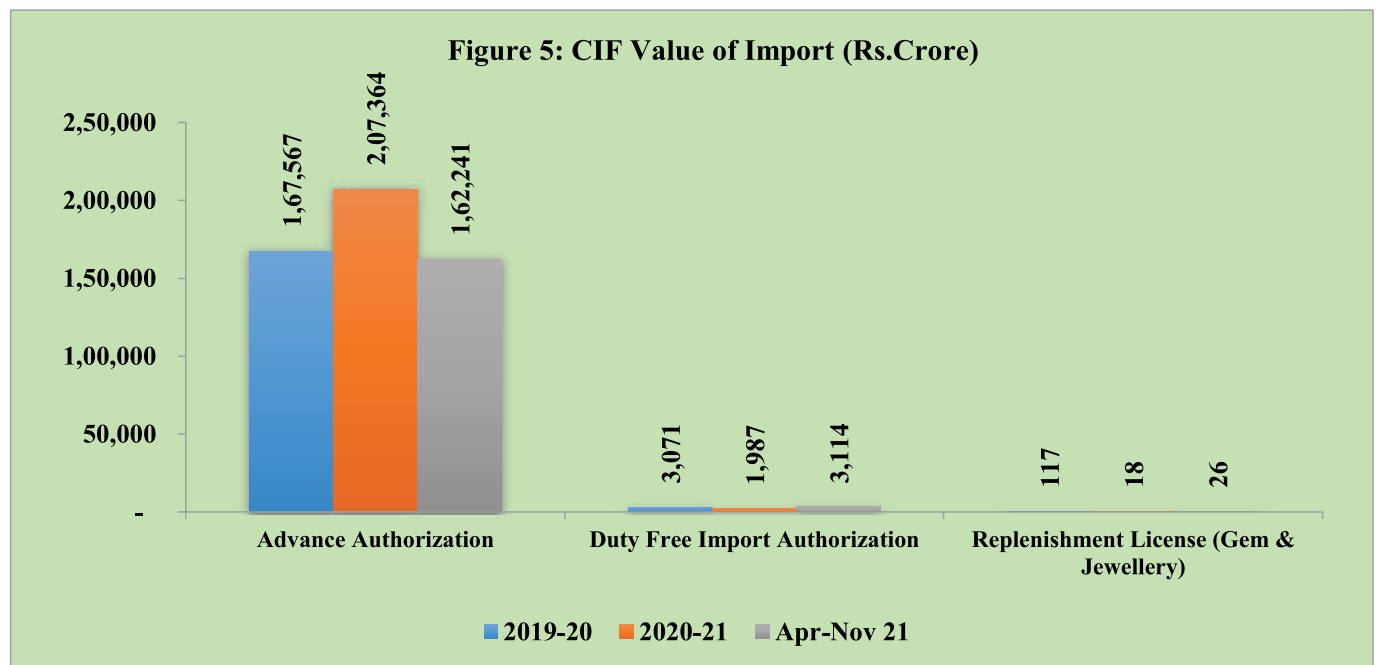


Figure 6. depicts the FOB value of export under various export promotion schemes during 2019-20, 2020-21 and April-November 2021-22

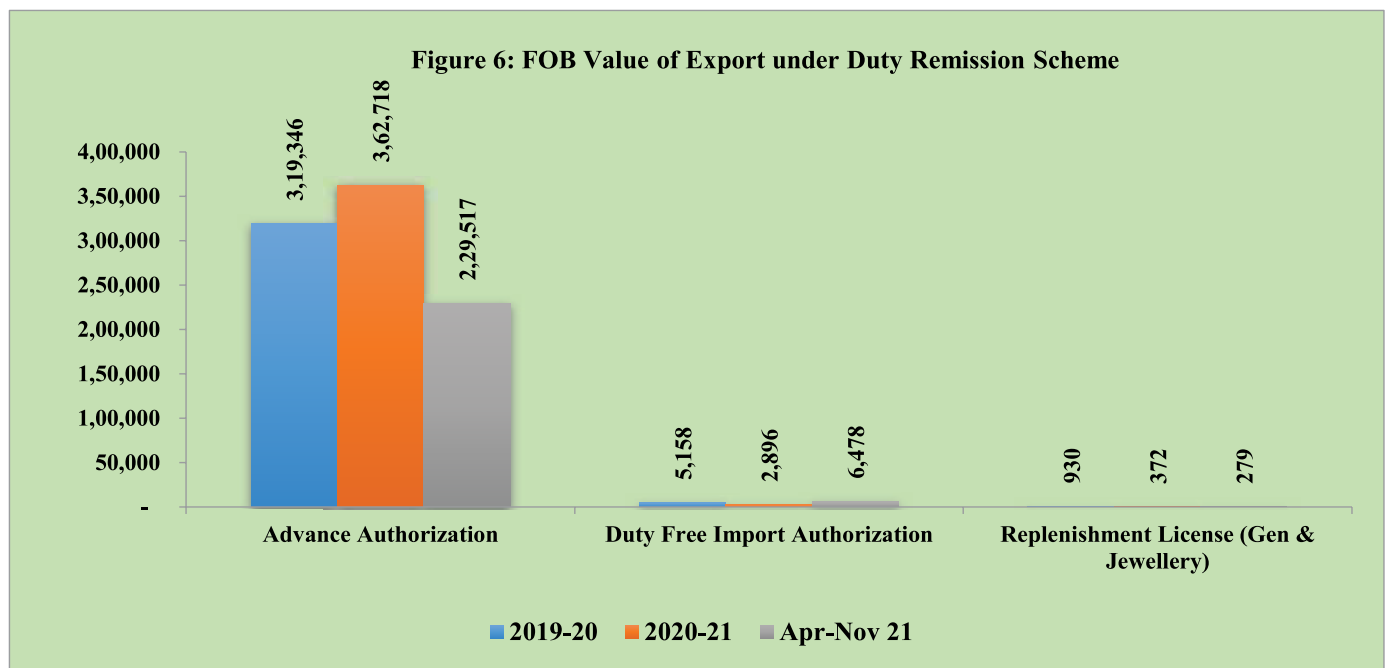
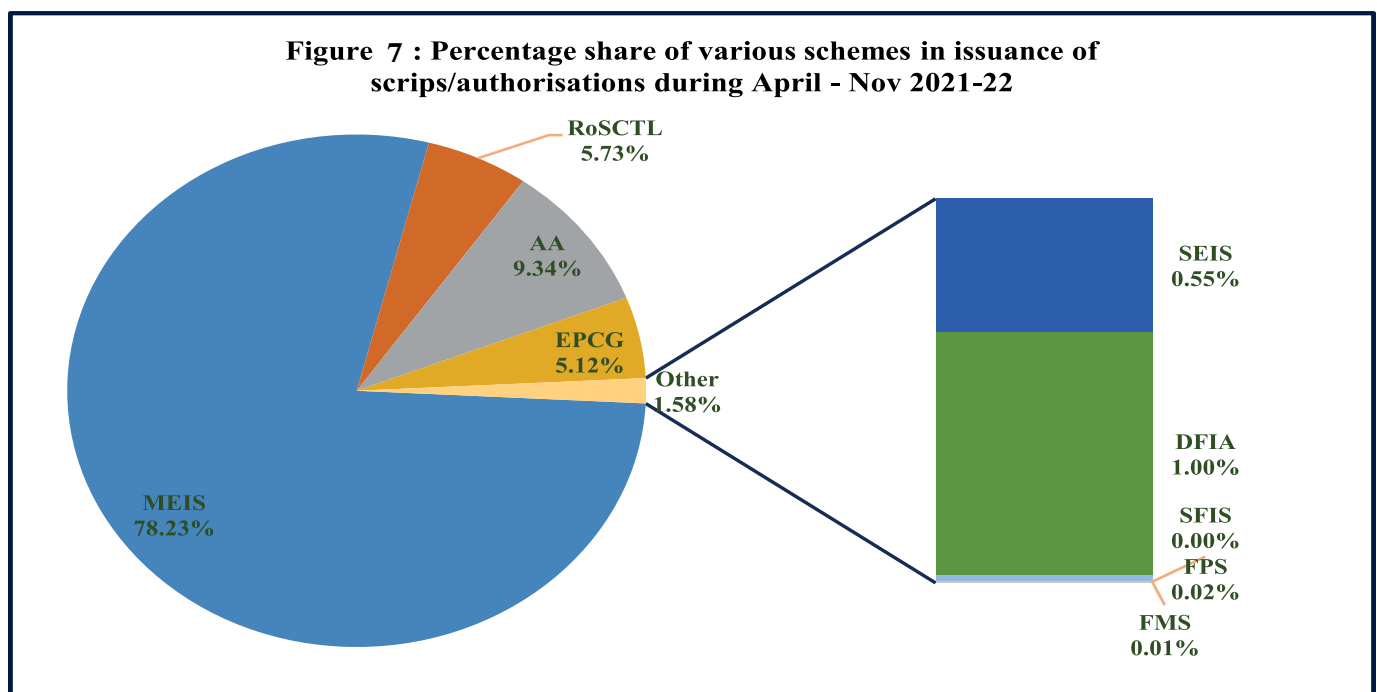


Figure 7. depicts the percentage share of various export promotion schemes in issuance of total number of scrips during April-November, 2021. It shows that the highest share of 78.23% scrips was issued under MEIS during April-November 2021 followed by AA scheme with 9.34%.



(v) Interest Equalisation Scheme on Pre & Post Shipment Rupee Export Credit

The Interest Equalisation Scheme (IES) for pre and Post Shipment Rupee Export Credit is being implemented by the DGFT through RBI on behalf of

the Government of India. The scheme came into effect from 1st April 2015 and was for a period of 5 years. Under the scheme, interest Equalisation @ 3% per annum has been made available to eligible exporters which include manufacturing exporters for exports in the identified 416 four-digit tariff lines and all MSME

exporters across all their merchandise exports. Thus, banks provide loans to eligible exporters by way of pre and Post Shipment Rupee Export Credit, and in respect of exporters covered under the IES, the rate of interest is reduced by 3% per annum.

Keeping in view the poor performance of exports from MSMEs and the difficulties faced by them in accessing loan at competitive rates, as a part of the MSME package, it has been decided that the MSME exporters would be given an extra push by way of enhancing interest Equalisation rate from 3% to 5%. Accordingly, w.e.f 2nd November 2018 the interest Equalisation rate has been increased from 3% to 5% for exports being made by MSME sector under the on-going Interest Equalisation Scheme (IES) on Pre and Post Shipment Rupee Export Credit.

Further in view of consistent demand by the exporting community to include merchant exporters also in the on-going scheme, w.e.f. 02.01.2019, merchant exporters have also been included under the Interest Equalisation Scheme (IES) for Pre and Post Shipment Rupee Export Credit by allowing them interest Equalisation rate of 3% on such credit for export of products covered under 416 tariff lines identified under the scheme.

The Scheme has been very popular among exporters. An Impact Assessment study on the Scheme was conducted last year by IIM Kashipur, which observed in its report as under:

“This study finds that the interest equalisation scheme has made a positive impact on India’s export performance. Most of the sectors eligible to get benefits under this scheme have experienced a rise in their average export revenue. Additional analysis provides further support for the beneficial aspects of this scheme. This finding is also corroborated by personal interviews with bank officials and exporters. The scheme has enabled the exporters from the benefited sectors to charge lower prices in the international markets and remain competitive.”

The scheme was extended till 30th September 2021 with the same scope and coverage. Further extension of the scheme is under consideration.

Release of funds during last six years

(Values in Rs crore)

Financial Year	Release of funds FY wise
2015-16	1100
2016-17	1000
2017-18	2000
2018-19	2600
2019-20	2890.30
2020-21	1667
2021-22 (till date)	1900
Total	13157.30

(F) Export Promotion Capital Goods Scheme (EPCG)

The objective of the EPCG Scheme is to facilitate import of capital goods for producing quality goods and services and enhance India’s manufacturing competitiveness. EPCG Scheme allows import of capital goods (except those specified in negative list in Appendix 5 F) for pre-production, production and postproduction at zero customs duty. Capital goods imported under EPCG Authorisation for physical exports are also exempted from IGST and Compensation Cess upto 31st March 2022. The Authorisation holder may also procure Capital Goods from indigenous sources in accordance with provisions of paragraph 5.07 of FTP. Authorisation shall be valid for import for 18 months from the date of issue of Authorisation.

(i) Capital goods for the purpose of the EPCG scheme shall include

- ◆ Capital Goods as defined in Chapter 9 including in CKD/SKD condition thereof;
- ◆ Computer systems and software which are a part of the Capital Goods being imported;
- ◆ Spares, moulds, dies, jigs, fixtures, tools & refractories; and
- ◆ Catalysts for initial charge plus one subsequent charge.

(ii) EPCG Scheme covers manufacturer exporters with or without supporting manufacturer(s), merchant exporters tied to supporting manufacturer(s) and service providers. Imported capital goods shall be subject to Actual User condition till export obligation is completed and EODC is granted.

(iii) Import under EPCG Scheme shall be subject to an export obligation equivalent to 6 times of duties, taxes and cess saved on capital goods, to be fulfilled in 6 years reckoned from date of issue of Authorization. Export Obligation (EO) shall be fulfilled by the authorization holder through export of goods which are manufactured by him or his supporting manufacturer / services rendered by him, for which the EPCG authorization has been granted. EO under the scheme shall be, over and above, the average level of exports achieved by the applicant in the preceding three licensing years for the same and similar products within the overall EO period including extended period, if any; such average

would be the arithmetic mean of export Performance in the preceding three licensing years for same and similar products.

(iv) Export shall be physical export. However, specified deemed exports are also eligible for fulfillment of export obligation.

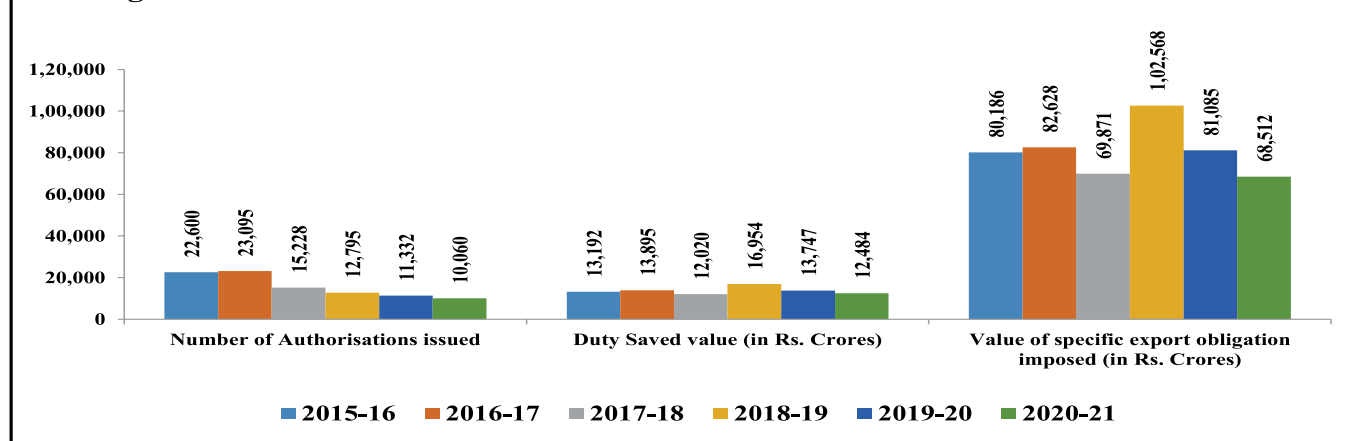
(v) For exporters of Green Technology Products, Specific EO shall be 75% of EO as stipulated. For units located in Arunachal Pradesh, Assam, Manipur, Meghalaya, Mizoram, Nagaland, Sikkim, Tripura and UTs of Jammu & Kashmir and Ladakh, specific EO shall be 25% of the EO. With a view to accelerate exports, in cases where authorization holder has fulfilled 75% or more of specific export obligation and 100% of Average Export Obligation till date, if any, in half or less than half the original export obligation period specified, remaining export obligation shall be condoned. There shall be no change in average EO imposed, if any.

EPCG issued data for the years (2015-2021)

(Value in Rs. crore)

S. No	Year	Number of Authorisations issued	Duty Saved	Value of specific export obligation imposed
1	2015-16	22,600	13,192	80,186
2	2016-17	23,095	13,895	82,628
3	2017-18	15,228	12,020	69,871
4	2018-19	12,795	16,954	1,02,568
5	2019-20	11,332	13,747	81,085
6	2020-21	10,060	12,484	68,512
	Total	95,110	82,292	4,84,850

Figure 8 : Issuance of Authorisations under EPCG scheme from 2015-16 to 2020-21



(G) Export Oriented Units (EOUs), Electronics Hardware Technology Parks (EHTPs), Software Technology Parks (STPs) and Bio-Technology Parks (BTPs)

The objectives of these schemes are to promote exports, enhance foreign exchange earnings, attract investment for export production and employment generation. The units undertaking to export their entire production of goods and services (except permissible sales in DTA), maybe set up under the schemes. Trading units are not covered under these schemes.

Under this scheme, the EOUs etc. are permitted to import and/or procure from DTA or bonded warehouse in DTA or from an international exhibition held in India till 31.03.2022 without payment of customs duty as provided under the first schedule to the Customs Tariff Act, 1975 and additional duty, if any, of Customs leviable under Section 3(1), 3(3) and 3(5) and without payment of Integrated Tax and GST compensation cess leviable under section 3(7) and 3(9) of the said Act as per notification issued by the Department of Revenue from time to time. Further, the procurement of goods covered under GST from DTA would be on payment of applicable GST and compensation cess. The EOUs can also procure excisable goods, falling in fourth schedule of Central Excise Act, 1944 from DTA without payment of applicable duty of excise. The refund of GST for supply from DTA to EOU would be available to supplier as provided under GST rules and notifications issued thereunder. Supplies from DTA to EOU/EHTP/STP/BTP units for use in their manufacture for exports are eligible for “benefits under Chapter 7 of FTP”. DTA ‘supplier is eligible for relevant entitlements under chapter 7 of FTP, besides discharge of an export obligation, if any, on the supplier.

EOU/EHTP/STP/BTP units are entitled to following:

- ◆ Reimbursement of Central Sales Tax (CST) on goods manufactured in India. Simple interest @ 6% per annum will be payable on delay in refund of CST, if the case is not settled within 30 days of receipt of the complete application. Exemption from payment of Central Excise Duty on goods, falling in the fourth schedule of

Central Excise Act, procured from DTA on such goods manufactured in India.

- ◆ An amount of Rs. 50.01 crore have been allocated for the current Financial Year 2021-22 to SEZ/EOUs to refund CST/DBK under the scheme till October 2021 out of which Rs. 48.20 crore have been utilized by SEZ/EOUs till 31st October 2021.

(H) Deemed Exports under Chapter 7 of FTP, 2015-20

“Deemed Exports” for the purpose of the Foreign Trade Policy refer to those transactions in which goods supplied do not leave country, and payment for such supplies is received either in Indian rupees or in free foreign exchange. Supply of goods as specified in Paragraph 7.02 of FTP shall be regarded as “Deemed Exports” provided goods are manufactured in India.

(i) Objectives

- ◆ To provide a level-playing field to domestic manufacturers in certain specified cases, as may be decided by the Government from time to time and promote domestic industry.
- ◆ To provide duty free imports and duty exemption/refund for products manufactured in India.
- ◆ To reduce the dependency on imports.

(ii) Benefits

Deemed exports shall be eligible for any / all of following benefits in respect of manufacture and supply of goods, qualifying as deemed exports:

- ◆ **Duty Exemption:** To provide duty free inputs for manufacture and supply under Advance Authorisation / Advance Authorisation for annual requirement / DFIA Schemes.
- ◆ **TED Refund/Exemption:** Refund of Terminal Excise duty paid on deemed export supplies or exemption from paying such duties.
- ◆ **Duty Drawback Refund:** Refund of Basic Custom Duties paid on the inputs utilized in manufacture and supply of the goods to the specified categories of deemed exports.

The reimbursements are done based on the claims submitted to the Regional Offices of DGFT after the supplies are made and payments against such supplies are received.

The Scheme to refund the TED/Duty Drawback has been extended for the period 2021-22 to 2025-26 with the same scope and coverage with total outlay of Rs. 695 crore. The amount of Rs. 160 crore allocated in 2021-22 for refund was utilized till December 2021.

(I) Transport and Marketing Assistance (TMA) for specified agriculture products scheme: Transport and Marketing Assistance (TMA) for Specified Agriculture Products Scheme [Chapter 7(A)] of FTP, 2015-20

Department of Commerce vide Notification No. 17/3/2018-EP (Agri.IV) dated 27th February 2019 has notified the scheme 'Transport and Marketing Assistance (TMA) for Specified Agriculture Products covered in HSN Chapter 1 to 24 including marine and plantation products except some products and categories of export as notified. Under this scheme, transport assistance at fixed rate would be provided for export by air as well as by sea in cash through direct bank transfer. The scheme has been included in Chapter 7(A) of FTP vide DGFT's Notification No. 58/2015-20 dated 29th March 2019. The procedures to avail the scheme has been notified vide Public Notice No. 82/2015-20 dated 29th March 2019.

The amount of Rs. 250 crores allocated in 2021-22 for refund was utilized till November 2021.

(J) Niryat Bandhu Scheme

Niryat Bandhu Scheme is a central Sector Scheme which commenced in 2013. Training programs under Niryat Bandhu Scheme being implemented in person and online mode caters to the initial skilling needs of individual firms who venture into International Trade as part of the Niryat Bandhu Scheme more than one lakh individuals across the length and breadth of the country have been trained since 2013-14.

Support was extended under the NiryatBandhu Scheme for showcasing India as a rising economic force during the Vanijya Saptah celebrations (Trade and Commerce Week) from 20th – 26th September

2021 in partnerships with States, UTs and other stakeholders. Activities like exporter's conclave, seminars, essay competitions, trade exhibition and buyer-seller meets in more than 700 districts across the country were organised.

(K) Matters related to Exports

(i) Export SCOMET

Special Chemicals, Organism, Materials, Equipment and Technologies (SCOMET): SCOMET items are dual-use items having potential for both civilian and Weapons of Mass Destruction (WMD) applications. Export of such items is either restricted, requiring an authorisation for their export, or is prohibited.

The SCOMET list was harmonised with the lists of Nuclear Suppliers Group (NSG) and Missile Technology Control Regime (MTCR) leading to India joining the MTCR in June 2016. The Export Control List has further been harmonised with the control lists of the Wassenaar Arrangement (WA) and Australia Group (AG) and comprehensive list notified vide, Notification No.05/2015-20 dated 24.04.2017 (effective from 1st May 2017). The SCOMET list is updated annually and last updated in June 2020 (Notification No. 10 dated 11.06.2020), Through this Notification, the updated Export Control List of SCOMET items was replaced with the existing Appendix 3 of Schedule 2 (Export Policy). There are eight categories of such items. The list of such items is given in Appendix 3 to Schedule 2 of ITC (HS) Classification of Export and Import Items.

The export policy relating to SCOMET items is given in Paragraph 2.09 of Foreign Trade Policy (FTP) 2015-20 and procedure to implement the policy are laid down under Para 2.73 to 2.82 of Hand Book of Procedures (HBP). Recently exportability of SCOMET items from DTA to SEZ/EOU and outside the country has been clarified under Para 2.76 of HBP.

All applications for export of SCOMET items (goods, software and technology), including onsite verification, clarification for coverage of items under SCOMET etc. are considered on merits by an Inter-Ministerial Working Group (IMWG) constituted in the DGFT under the Chairmanship of Additional Director General of Foreign Trade as per guidelines and

criteria laid down in Para 2.74 of the HBP. Members of IMWG include, inter-alia, MEA, Cabinet Secretariat, DRDO, ISRO, DAE, Department of Chemicals & Petro-Chemicals (DCPC), Ministry of Electronics and Information Technology (MeiTy), Department of Biotechnology, Department of Defence Production. To ensure transparency and efficiency, the SCOMET application filing and the consultation process with the IMWG members has been made completely online. The DGFT(Hqrs) is now focal point for all purposes of implementation of SCOMET policy and procedures.

In order to facilitate trade and 'Ease of Doing Business', the DGFT has further simplified the procedure in consultation with the industry and laid down policy for Repeat Order, Repair/Replacement/Return of imported goods, temporary export for demo/ exhibition Repair etc. of dual use items and liberalized the bulk export of goods under Stock and Sale on post reporting basis. The DGFT has also laid down policy/procedure for Global Authorisation for Intra-Company Transfer (GAICT) for export of SCOMET Items/Software/Technology between Indian subsidiary to its foreign parent company and/or to subsidiaries of the foreign parent company.

Apart from regular interactions with industry at all levels in DGFT(Hqrs), sector specific industry outreach / awareness programmes are also conducted throughout the year in collaboration with various Government agencies and industry associations. During 2020-21, the DGFT has organized /participated in webinars on dual use export control incollaboration with Federation of Indian Chambers of Commerce & Industry (FICCI), Confederation of Indian Industry (CII), Society of Indian Defence Manufacturers (SIDM), National Association of Software and Service Companies (NASSCOM), ICC, USIBC. A documentary on India's Export Control System & SCOMET was prepared by Rajya Sabha TV and widely published for awareness among industry. Further two important reference documents on SCOMET, namely "Did You Know? Common items regulated under SCOMET" and "SCOMET list Cat. and ITT" were also prepared by FICCI and NASSCOM respectively in consultation with MEA and DGFT and released during the webinars to facilitate the industry.

During the year 2021-22 (upto 31.10.2021), there was a total of 438 applications seeking authorization for export of SCOMET items. During the same period, 337 applications were granted authorisation. The FOB value of exports approved by the IMWG till September 2021 stood at US\$ 350.30 million. During the year 2020-21 (upto 31.03.2021), a total of 567 SCOMET applications were received and 533 authorisations granted for FOB value of US\$ 330 million.

(ii) Export Authorization

The Export Cell of DGFT deals with Export Policy of items under Schedule 2 of ITC (HS) Classification for Export and Import, categorized as 'free' / 'restricted' or 'prohibited' and items canalized through State Trading Enterprises (STEs). The Export Policy of items are reviewed in consultation with the concerned subject commodity Division of the Department of Commerce & Ministry / Department concerned and notified from time to time. Accordingly, Export Cell provides clarifications / interpretations on Export Policy of items whenever sought by individuals / firms / companies or Ministry / Department / Organization concerned. Export of items categorized as 'Restricted' in Schedule 2 of ITC (HS) Classification for Export, is subject to Authorization / license.

(L) Matter related to Imports

Import Policy Division in DGFT formulates the import policy of items in consultation with the concerned administrative Ministries/ Departments and regularly updates the Indian Trade Classification (Harmonised System) which provides the import policy and policy conditions of items being imported. It also formulates and updates provisions for facilitating import and export of items.

The Division deals with trade related certifications/ mandatory compliances such as Importer Exporter Code (IEC); Registration Cum Manufacturer Certificate (RCMS); Free Sale Certificates (FSC), REX, enlistment of Agencies for issuance of Certificate of Origin (Non-Preferential), recognition of Pre-Shipment Inspection Agencies (PSIA) for import of metallic waste & scrap.

The Division has taken various non-tariff trade measures during the year 2021-22 to facilitate trade which were included under different chapters of

Schedule-I (Import Policy). Import policy of the following items was revised during the year 2021-22:

- ◆ Policy of Palm oil, *Urad* and *Tur* amended from “Restricted” to “Free” up till 31st December 2021, thus, doing away with any licensing requirements for import of these items.
- ◆ Policy of *Moong* amended from “Restricted” to “Free” up till 31st October 2021.
- ◆ Import of Integrated Circuits(ICs) brought under compulsory registration vide the Chips Import Management System (CHIMS).
- ◆ Policy of melon seeds amended from ‘Free’ to ‘Restricted’.
- ◆ Import of Potatoes from Bhutan permitted freely, without any licence up to 30th June 2022.
- ◆ Amendments were made to the principles of prohibition and restriction as under para 2.07 of the FTP to be in line with international agreements.
- ◆ Policy of mercury amended from ‘Free’ to ‘Restricted’ in accordance with the provisions of *Minamata* Convention.
- ◆ ‘Prohibition’ imposed on import of mosquito killer racket in accordance with the principles of restrictions laid down in the Article XX of GATT and para 2.07 of FTP, 2015-2020.
- ◆ In addition to the above, provisions of General Notes Schedule – I (Import Policy) were relaxed to allow imports of crushed and de-oiled GM soya cake (only Non-living organism). Also, in order to reduce transaction cost and for Ease of Doing business, policy conditions on import of Aircraft and Helicopters were simplified.
- ◆ Import Policy for Urea was revised to include Rashtriya Chemicals & Fertilizers Limited (RCF) and National Fertilizers Limited (NCL) as State Trading Enterprises for Urea Imports.
- ◆ Import Policy Division also grants import authorisation for “Restricted” items; besides allocating quotas under the Preferential Tariff Rate Quota (TRQ) and Most Favoured Nation (MFN) Tariff Rate Quota.

(M) Import Authorisation

(i) Restricted Item

Import cell considers applications for import items which are “restricted” for import. The applications for issuance of import authorization for import of such restricted items (such as Live Animals, Cereals, Petroleum and Chemical products; minerals; waste and scrap items, UAVs, second hand goods, Gold Dore, Mercury, Pet Coke, Arms and ammunition, Tyres, TVs etc.) are considered by an Exim Facilitation Committee (EFC) consisting of representatives of various administrative Ministries and Departments. Cases are decided on receipt of technical inputs/ comments of the concerned administrative Ministries and Departments. Apart from the above, the EFC also grants permission under Para 2.20 of FTP with the approval of DGFT for import of items (such as fuel, rice, wheat, fuel and petroleum products etc.) which otherwise is allowed only through the State Trading Enterprise. During 2021-22 (from 1st January 2021 up to 31st October 2021) out of total 1078 applications received, import permission was granted in 729 cases.

(ii) Preferential Tariff Rate Quota

Imports of Pepper, Vanaspati/ Bakery Shortening and Margarine and Desiccated Coconut under Indo-Sri Lanka Free Trade Agreement/ Nepal are allowed as per Appendix 2A (I). During 2021-22, permission was granted to 252 applicants for Black Pepper, 17 for Vanaspati/ Bakery Shortening and Margarine and 46 for Desiccated Coconut under Indo – Sri-Lanka. TRQ applications have also been invited this year under the India-Mauritius CECPA which came into effect from 1st April 2021.

(iii) Most Favoured Nation Tariff Rate Quota

Imports under Tariff Rate Quota (TRQ) is governed under Para 2.60 of HBP 2015-2020. Presently four items viz., (1) Skimmed and whole milk powder, milk food for babies etc. and White Butter, Butter oil, Anhydrous Milk Fat (2) Maize (corn) (3) Crude sunflower seed or sunflower oil or fractions thereof and (4) Refined rape, colza or mustard oil, up to certain quantities as well as concessional rates of custom duty are permitted under TRQ. However, no MFN TRQ was allocated during this year.

(N) Export Interventions during COVID-19

The challenges thrown by the COVID-19 pandemic were unprecedented and needed urgent interventions by DGFT. DGFT accordingly initiated several steps to ensure exporters are facilitated in these troubling times and the export policy was regularly amended in order to ensure availability of critical items in India to fight this pandemic. During COVID-19 period, the export policy of items such as 2/3 Ply Masks, N-95 masks, Sanitisers, PPE Coveralls, Face shields, medical goggles, gloves, all types of ventilators, 13 APIs and Drug formulations, Diagnostic Kits and 12 laboratory reagents, Textile raw material for masks and coveralls etc. was amended from time to time in consultation with the concerned line Ministries. DGFT issued 31 Notifications amending the export policy of various items during the COVID-19 period. The amendments were carried out to ensure availability of critical items in India to fight this pandemic. DGFT regularly took up issues of the exporters during the COVID-19 period with the concerned Ministries and facilitated policy relaxations of these items as the domestic production increased. Most of these restrictions/prohibitions have been relaxed in the recent months due to drastic increase in production of these items and adequate stock availability.

DGFT also assisted MEA in its COVID-19 diplomacy and processed and issued around 250 exemptions to 114 countries allowing items like Hydroxychloroquine, Paracetamol, Ventilators, Masks and coveralls etc. for export to these countries to fight COVID-19 pandemic from April 2020 to June 2020. DGFT provided inputs to various agencies like Ministry of Health, Department of Pharmaceuticals, Ministry of External Affairs etc. from time to time and monitored export of various medical supplies related to COVID-19. Special exemptions from prohibition were granted for supplies of these medical items to these countries as part of India's assistance to fight COVID-19. DGFT also facilitated exports of items such as PPE Coveralls, 2/3 Ply masks, N-95 masks, Diagnostic Kits, Nitrile Gloves, Medical Goggles etc. by gradually relaxing the export policies of these items and issuing export licenses for restricted items based on pre-defined criteria and procedure. The gradual opening up of exports of these items ensured market opportunities

for our exporters and at the same time ensured no domestic shortage. Further, export of Remdesivir, Amphotericin-B, Syringes, COVID-19 Antigen Kits was also restricted during the COVID-19 crisis in 2021. As the situation improved, export of Diagnostic Kits and Meltblown fabric has now been made free.

DGFT is regularly issuing Export Authorizations regarding export of Remdesivir Injections and APIs, Amphotericin – B Injections and Syringes with or without needles.

(O) Restricted Export License

The applications for issuance of export authorization for other 'Restricted' items (other than SCOMET items), e.g. as Onion seeds, live animals, seaweeds, non-Basmati Rice Paddy (Husk) other than seed quality, fodder material, chemicals under Montreal Protocol and export of value added products of wood etc., are processed in Export Cell and considered by an EXIM Facilitation Committee (EFC) chaired by Addl. DGFT incharge of export and comprising representatives of various line Ministries and Departments. EFC generally meets once in a month and based on NOC/comments of subject commodity Division of the DOC and Administrative Ministry / Department concerned, cases are decided and licenses are issued from DGFT HQ only.

During the year 2021-22 (upto 08.11.2021), 767 applications were approved and granted export permissions.

(P) Developing District as Export Hub

To implement the vision of the Hon'ble Prime Minister of India to convert each district into an export hub as announced by him in his Independence Day Speech in 2019, the Government of India is working with the State / UT Governments towards the achievement of these objectives through an institutional mechanism being created at the district level.

Department of Commerce through the Director General of Foreign Trade (DGFT) is engaging with State / UT Governments to take forward this initiative in the districts and enable its implementation in a phased manner, with the objective of mobilizing the potential of each district of the country to achieve its potential as an export hub.

Products/services (including GI products, agricultural clusters, toy clusters etc.) with export potential in each District have been identified in all the Districts of the country and institutional mechanism in the form of State Export Promotion Committees at State/UT level (constituted in all States/UTs) and District Export Promotion Committees (constituted in districts of all the States/UTs except West Bengal) at the district level has been created to provide support for export promotion and address the bottlenecks for export growth in the Districts. District Export promotion committees (DEPCs), in collaboration with DGFT Jurisdictional Regional Authorities, are preparing District specific Export Action Plans in consultation with all the relevant stakeholders from the Centre, State and the District.

Government of India is working with the States/UTs at the local level to implement these plans to create conducive environment for the exporters and manufacturers to export their products to international markets. The objective of Districts as Export Hubs is to facilitate exports from the regions and areas in the country which were earlier not seen as potential export destinations. Unique products identified in the Districts such as Tuna (fish) from Anadaman and Nicobar Islands, Muga silk from Kamrup, Kohlapurichappal from kohlapur, Neem products from Jhabua, Jewellery from Jaipur, Lakadong Turmeric from West Jantia Hills, Malabar pepper from Idukki, Paper Machie from Srinagar District, Araku Coffee from Vishakapatnam, tea from kangra etc. will be promoted to put the Districts and these products on the global map.

Districts as Export Hubs is the first such initiative of Government of India which tries to target export promotion, manufacturing and employment generation at grass root level and has made States and Districts accountable for the export growth from the Districts in the country. Export promotion was never a focus area in the rural areas or far fledged areas of the country. Through this initiative, Government of India intends to contribute to the Atmanirbhar mission by significantly increasing the manufacturing and exports from urban areas while focusing on generating interest and economic activity in the rural hinterland and small towns in the country to push

new businesses to export.

Coordinated and synergized effort towards trade and export promotion by the Central Government, State Governments and the District administration would enhance manufacturing activities, promote goods and services exports, support MSMEs and local artisans/craftsmen, broaden coverage of e-commerce linkages with Districts, promote GI products, improve logistics & agricultural sectors and support employment opportunities in the Districts, leading to wide-ranging economic benefits, including investment, manufacturing & export growth.

The creation of institutional framework in the form of SEPC and DEPC will further consolidate the efforts for export promotion and trade facilitation through single window to provide accessible information and support to exporters. The implementation of District Export Action Plans will lead to improvement in trade logistics and infrastructure, information dissemination among local business to scale up and start exporting. The quantifiable targets identified in the DEAPs will guide the various government agencies both at the Center and the State/UT to work collectively to resolve issues faced by the exporters of the District.

Draft District Action Plans have been prepared in 372 Districts and in 110 Districts; the plans have been finalised/notified.

Virtual global outreach event/Buyer Seller meet held on 29th-30th July 2021 to commemorate India@75 in collaboration with Indian Embassies in US, Japan and UAE where more than 100 sellers of agricultural products from the Districts of Punjab, Himachal Pradesh, Jammu and Kashmir and Ladakh and 100 buyers from US, Japan and UAE participated.

Sensitisation workshops have been held in the Districts by the DGFT RAs in collaboration with the District administrations with focus on handholding the new exporters and addressing the concerns and issues of the exporters/Industry.

Districts as Export Hubs in Vanijya Saptah: Export promotion events held in more than 550 Districts across the country to promote the identified products and services under the Districts as Export Hubs initiative. It included handholding sessions for

local exporters/entrepreneurs on foreign trade issues involving stakeholders such as the Lead Bank, local export chambers/associations and Export Promotion Councils along with the exhibition of products/services with export potential identified in the District.

The State Export Brochures prepared under Districts as Export Hubs with information on exports were also launched during Vanijya Saptah. The brochures had information regarding the DEH initiative and relevant information to boost exports from the States and UTs.

(Q) Monitoring of Export Promotion Schemes and Data Analytics

For effective monitoring and evaluation of the Foreign Trade Policy (FTP), a comprehensive Management Information System (MIS) Report on Export Promotion Schemes 2021 was brought out by Statistics Division of DGFT. The MIS report is also being compiled on monthly basis which is available in DGFT website under Statistics Report on the Home page and the link is <https://www.dgft.gov.in/CP/?opt=bulletin-foreign-trade-statistics>. A detailed visualization of issuance of scrips and authorisations under various export promotion schemes is available at the link <https://dashboard.commerce.gov.in/commercedashboard.aspx> in the Monitoring Dashboard on Department of Commerce website.

Since the constitution of a Data Analysis Unit (DAU) in Statistics Division of DGFT after mid-term review of FTP (2015-20) in Dec 2017, a Monthly Bulletin of Foreign Trade Statistics that provides a ready reference and analysis on export and import data of India on major commodities and major countries at Quick Estimates, Provisional Estimates and Final 8 digit level estimates is being brought out. The Bulletin also provides the State-wise export data, which is available in DGFT website under Statistics Report on the Home page and the link is <https://www.dgft.gov.in/CP/?opt=bulletin-foreign-trade-statistics>. Data Analytics Unit (DAU), Statistics Division, DGFT has developed two Dashboards namely Monitoring Dashboard of Department of Commerce and Data Analytics Dashboard.

(R) Target US\$400 billion for Merchandise Export in 2021-22

Target of US\$ 400 billion for 200 countries and 30 Quick estimates commodity groups has been set by Department of Commerce for the year 2021-22, based on past trend, current scenario and policy dynamics in India and rest of the world. Exports of India was US\$ 330, US\$ 313 and US\$ 292 billion during past three years 2018-19, 2019-20 and 2020-21 respectively.

For monthly monitoring of achievement of targets, an Export Monitoring Desk under Statistics Division of DGFT has been set up. The disaggregated targets enable tight monitoring by country / region/mission/products/commodity groups/Export Promotion Councils.

In 8 months of FY 2021-22, India has achieved exports of US\$ 262.97 billion. With tight monitoring, supported by export promotion measures, India will achieve US\$ 400 billion exports this year.

Hon'ble Prime Minister addressed to Ambassadors / HCs/ Commercial Missions, Line Ministries/ Departments, State/UTs, EPCs, Commodity Boards/ Authorities, Industry/Trade Associations, etc on 6th August 2021 on "Local Goes Global - Make in India for the World" for achieving target US\$ 400 billion of exports. As a follow up, Vanijya Saptah has been celebrated during 21th - 26th September 2021 throughout the country to outreach the stakeholders including State/UTs in promotion of exports.

(S) Initiatives taken for "Ease of Doing Business" in International trade

DGFT has undertaken a series of technology-driven solutions for Ease of Doing Business (EoDB) that would give significant boost to the foreign Trade related activities of Indian enterprises and the overall "Atmanirbhar Bharat" Abhiyan. They are:

- ◆ A new DGFT e-platform was implemented in a phased manner in 2021-22. The new platform used the latest technology with Centralized & cloud-based Data storage, Open Framework based Development, Identity & Access Management, Dedicated Helpdesk facilities,

Business Analytics & an AI driven virtual assistant. The new platform is proven to:

- Significantly reduce the time taken for issuance of DGFT documents.
 - Ensure real time data interchange with other Ministries/Departments in trade ecosystem.
 - Provides transparency to exporters/importers through real time monitoring of the status of applications.
 - Ensure paperless, contact less processing of applications.
- ◆ The availability of digitized trade policy, ITC (HS) based Import/Export Policy and other documents on the new platform would help trade stakeholders in cutting down the information asymmetry related issues. Also, through the use of exporters/importers profile data, timely information related to notification, application status etc. among others would be intimated through the SMS and email communications.
 - ◆ All information on Foreign Trade Policy Updates, Import/Export Policy, Export/Import Statistics, status of applications, 24x7 virtual assistance is available through the DGFT Trade Facilitation App. The App was launched by Hon'ble CIM on 12.04.2021
 - ◆ The following specific implementations have been completed recently:
 - Electronic Platform for Preferential Certificate of Origin was made live for Non-Preferential CoOs from 15.04.2021. 100+EPCs, Commodity Boards and Chambers of Commerce & Industry are onboarded electronically onto the platform. Over 7 Lakh CoOs have been issued from the e-platform till date.
 - The new DGFT IT system provides streamlined online data exchange with other govt. agencies including CBIC, CBDT, MCA, PFMS. This makes the system seamless and provide a whole-of-the-government approach to the exporters/importers concerned.
- This system facilitates two-way online communication & processing, e-verification of the authenticity of DGFT issued documents and authorizations to provide a paperless, contact-less interface between the importers/exporters and DGFT. Electronic real-time data exchange with Customs has led to the doing away with paper copy for the Export Promotion Schemes being operated by DGFT.
 - It provides paperless, electronic processes for managing the lifecycle of AA/EPCG/DFIA/Import/Export Licencing et al. Requirements for physical submission of any documents or any office visits under various earlier trade procedures have been done away with.
 - DGFT also endeavours to provide a robust rules-based Risk Management System (RMS) using Business Analytics Tools for expediting decision making.
 - 24x7 Auto-Generation of e-IEC (Importer Exporter Code). No need to wait on any approval for an IEC. The IEC details are automatically validated against CBDT, MCA and PFMS systems.
 - Online Module released for resolving International Trade Quality Complaints & Disputes in transparent manner. The system brings together DGFT Regional Authorities, Indian Missions Abroad, Department of Commerce Divisions onto a single platform.
 - Contact Centre & Helpdesk Services were launched to resolve exporters' queries, grievances and suggestions. This Helpdesk support is available through toll Free Help-Line, Dedicated Email, Online Tickets, social media. There has been a continuous reduction in mean time to resolve queries and tickets. COVID-19 Helpdesk for 'International Trade Issues' was set up for extending immediate support to the trade community and mitigate any disruptions. In 2020-21, out of 1300 requests received more than 900 were resolved.

- e-Meeting Management Systems released for online submission and consideration of requests for Policy Relaxation Committee, EPCG Committee et al.
- A single sign-on exporter-import dashboard along with an enhanced Bill Repository to provide a complete 360-degree view to the exporters/importers to manage their requests under the Foreign Trade Policy and Procedures.
- AI Based Virtual Assistant (ChatBot) implemented to provide any answers to trade related queries 24x7 online.

The given systems have the potential to be organically grown into a 'Total Exporter Network' so that all international trade related services may be provided through a single system and window.

4. OTHER SCHEMES

(A) Trade Infrastructure for Export Scheme (TIES)

The Government of India launched a scheme namely, Trade Infrastructure for Export Scheme (TIES) from FY 2017-18 with the objective to assist Central and State Government Agencies for creation of appropriate infrastructure for growth of exports from the States. The Scheme provides financial assistance in the form of grant-in-aid to Central/State Government owned agencies for setting up or for up-gradation of export infrastructure as per the guidelines of the Scheme. The Central Government assistance for infrastructure creation is in the form of grant-in-aid, normally not more than the equity being put in by the implementing agency or 50% of the total equity in the project (in case of projects located in North Eastern (NE) States and Himalayan States including Jammu & Kashmir (J&K), this grant can be upto 80% of the total equity). In addition, the States with relative poor export infrastructure, lacking institutional capacity for preparing good DPRs but have positive export potential, this grant can be upto 80% of the total equity. The grant-in-aid is subject to a ceiling of Rs. 20 crore, normally, for each project. The Scheme has been extended for 15th Finance Commission Period i.e. FY 2021-22 to FY 2025-26 with total outlay of Rs. 360 crore.

During FY 2021-22 (till 31st December 2021), two meetings of the Empowered Committee on TIES have been held on 02.08.2021 and 24.11.2021

A total of 51 projects have been sanctioned under TIES till date (31st December 2021) and are located in Assam, Tamil Nadu, Chandigarh, Rajasthan, Manipur, Delhi, West Bengal, Madhya Pradesh, Andhra Pradesh, Karnataka, Tripura, Maharashtra, Uttar Pradesh, Kerala, Jharkhand, Punjab, Haryana, Sikkim and Himachal Pradesh.

(B) Market Access Initiative (MAI) Scheme

The Market Access Initiative (MAI) Scheme is an export promotion scheme, formulated to act as a catalyst to promote India's exports on a sustained basis. The broad objectives of the MAI Scheme are as follows:

- ◆ To display and promote India's capabilities as provider of world class goods and services;
- ◆ To project India as an attractive sourcing destination;
- ◆ To create a strong brand image for India;
- ◆ To facilitate exporters / industry bodies to participate in major events abroad in identified markets, to create an impact of Indian goods and services;
- ◆ To facilitate exporters to get exposure to new/potential markets and access information on global trade; etc.

Assistance under the MAI Scheme is granted to the Export Promotion Councils, the Commodity Boards and the Apex Trade Organizations for carrying out various export promotion activities covered under the Scheme.

Due to various restriction on travel across the world on account of the COVID-19 outbreak, export promotion activities in physical settings got disrupted. In order to provide necessary assistance to the industry to continue with the export promotion activities, the guidelines of the Scheme were modified to give financial assistance to the Export Promotion Councils (EPCs) and Trade Bodies for organising virtual export promotion activities. Accordingly, MAI assistance of Rs. 29.85 crore was approved to EPCs and Trade

Bodies for undertaking 244 virtual export promotion activities during FY 2020-21.

The Government has approved continuation of the Scheme in a revised form, with an outlay of Rs. 1000 crore over the period of five years beyond 31st March 2021, i.e. up to 31st March 2026. The main features of the revised Scheme are as under:

- ◆ Focus has been brought on capacity building of exporters on standards and regulations, export packaging, export-oriented skill development and also development of districts as export hub; promotion of traditional Indian products and services like AYUSH, Yoga, GI products, crafts and artisanal products including toys, tribal products, etc; promotion of e-Business tools, communication technology, etc.
- ◆ Exporters from North Eastern Region (NER), Jammu & Kashmir, Ladakh and hill regions and people belonging to the Scheduled Caste/ Scheduled Tribe and women exporters would be eligible for priority sector funding and they would also be given preference in the activities under the Scheme.
- ◆ The new scheme provides for preparation of long-term and short-term strategies for commodities and territories. Apart from exploring new and emerging markets, such plans would also focus on capacity building, product development, standards and regulatory requirements, etc., for different markets.

- ◆ To deal with pandemic situations like COVID-19, digital / hybrid export promotion activities have been included in addition to the activities/ events in physical settings.
- ◆ SC/ ST/ Women and smaller exporters can participate in an export promotion event 5 times. They can also participate in five events in a year, instead of the existing two.
- ◆ Priority sector status has been given to employment generating agri-based sectors of wool, silk and GI, in addition to the existing handicrafts, handlooms, carpets, leather, toys, sports goods, minor forest produce including jute, agricultural including food items.
- ◆ The ceiling of export turnover for airfare reimbursement has been raised from Rs. 30 crore per annum to Rs. 50 crore per annum.
- ◆ Restriction on hosting of foreign buyers from the developed countries/ markets in the Reverse Buyer-Seller Meets organized in India has been removed.

Assistance of Rs. 209.35 crore have been approved under the Market Access Initiative Scheme for 416 proposals from the Export Promotion Councils and Trade Bodies for undertaking export promotion activities in physical/ virtual/ hybrid mode during FY 2021-22.

Budgetary allocation made for the Market Access Initiative Scheme during the last three years and utilisation made under the Scheme are as under:

(Values in Rs. crore)

Year	BE Provision	RE Provision	Actual Expenditure	% Utilization of Fund
2018-19	250.00	270.00	270.00	100
2019-20	300.00	325.00	325.00	100
2020-21	300.00	171.40	171.40	100
2021-22 (as on 31.12.2021)	200.00	--	83.40	--

(C) Champion Services Sector Scheme (CSSS)

- ◆ Service sector contributes significantly to India's GDP, FDI inflow, exports and job creation. In the last two decades services growth has been aiding India's overall growth and has been

financing almost 50% of India's merchandise trade deficit.

- ◆ Till date, out of total dedicated fund of Rs. 5000 crore to be utilised under CSSS, Sectoral Schemes amounting Rs. 3839.25 crore have

been approved by EFC/SFC. During 2021-22, the nodal Departments/Ministries continued implementation of the proposals approved under CSSS.

- ◆ Department of Commerce has been constantly engaging with the nodal Ministries/Departments

and pursuing the reform agenda under CSSS. The CSSS will give a fillip to a broad-based growth across high potential services sectors. It will help us in achieving Hon'ble Prime Minister's vision of making India a global services hub.

The background of the slide is a watercolor-style wash. The top half features warm orange and yellow tones, while the bottom half transitions into soft green and teal hues. The text is centered on the white space between these colored areas.

Chapter 5

EXPORT PROMOTION MECHANISM

1. EXPORT PROMOTION COUNCILS (EPCs)

Export Promotion Councils (EPCs) are registered as non-profit organizations under the Companies Act/Societies Registration Act. Roles and functions of these Councils are guided by the Foreign Trade Policy 2015-20 (extended upto 31.03.2022) which also recognizes them as registering authorities for exporters. The details of various EPCs are as follows:

(A) Gem & Jewellery Export Promotion Council (GJEPC)

The Gem & Jewellery Export Promotion Council (GJEPC), the apex trade body of the Indian Gems and Jewellery industry has completed 55 years of its existence this year. It has approximately 6700 members as on November 2021. The Gem & Jewellery sector is among India's leading foreign exchange earning sectors. Exports of Gems and Jewellery from India during the fiscal year 2021-22 (upto December 2021) registered a performance of US\$ 28,892.81 million, showing a growth of 71.12% as compared to US\$ 16,884.11 million for the same period previous year. Like other sectors, the COVID-19 has affected the Gems and Jewellery sector due to stoppage of business on account of worldwide lockdown/travel restrictions followed by lack of demand from international markets. However, after easing of travel restrictions, India's gem & jewellery exports have picked up since the start of the year and have maintained the momentum through the first three quarter of the current fiscal year which is likely to continue further in view of supportive government policies and ease of doing business.

During the year 2021-22, the Gem & Jewellery Export Promotion Council (GJEPC) organised the following shows:

- ◆ IIJS Premiere 2021 from 15th-19th September 2021 in Bengaluru, the world's first largest physical-only show held since COVID began.
- ◆ International Gem & Jewellery Show (IGJS) 2021 from 11th- 13th October, 2021 in Dubai to meet the sourcing needs of the global markets, especially the Middle East market, as markets opened up.
- ◆ India Global Connect Meet with Morocco, Saudi Arabia, UAE, Hong Kong, Qatar, and Thailand to

understand the current business scenario with regard to the gem and jewellery sector and have discussions among manufacturers, exporters and importers of each country to explore trade opportunities

- ◆ Two Virtual Buyer-Seller Meet to connect Indian gem and jewellery manufacturers with international buyers to revive the gem and jewellery exports.
 - Diamond Studded Virtual Buyer Seller Meet (14th - 16th June 2021)
 - Loose Gemstone Virtual Buyer Seller Meet (20th-22nd July 2021)
- ◆ Participation of Indian manufacturers/exporters in International Shows, viz. JCK Las Vegas 2021 (27th-30th August 2021), Vicenza Oro Fall (10th -14th September 2021) and Jewellery Arabia (16th -20th November 2021).
- ◆ For MSMEs of Gems and Jewellery Sector, various webinars, workshops, meeting, motivational seminars were undertaken on various topics, such as E-Invoicing, Credit Rating, E-Sanchit, Analysis and Comparison of Bonded Warehouse with other export promotion schemes, Financing the Gem & Jewellery sector, Export Opportunities and Government Support, Hallmarking, Udyam Registration & Champions Portal etc.
- ◆ Other initiatives of GJEPC aimed at providing social security to the work force of Gem & Jewellery industry include Swasthya Ratna Health Insurance Scheme, Parichay Card and Swasthya Kosh.

(i) Common Facility Centre (CFC)

Department of Commerce implemented a Scheme for setting up of Common Facility Centre (CFC) in gems and jewellery manufacturing clusters through GJEPC. The Scheme aimed at strengthening the sector by providing an opportunity to the MSMEs of gems and jewellery sector to use state-of-art technology/equipment at optimum cost to improve quality and productivity. The tenure of the scheme has ended on 31.03.2021 after setting up of 8 CFCs at Visnagar, Palanpur, Amreli, Junagadh, Kolkata, Coimbatore, Rajkot and Hyderabad.

(ii) Special Notified Zone (SNZ) for consignment import of rough diamonds

The SNZ created at Mumbai is in its sixth year of operation and has been conducting operations very successfully over the last 5 years. All the major mining companies of the world are regularly conducting their viewings. It has received a very good response from the Indian diamond industry and has been especially beneficial to the MSME's with average number of visitors per viewing at 187 and average number of companies per viewing at 76. A total of 977 unique companies from across India have visited the SNZ and attended viewings.

Since its inception till December 2021, more than 12 million carats of rough diamonds valuing US\$ 2.6 billion were displayed in IDTC-SNZ. Major foreign mining companies viz. ALROSA-Russia, De Beers-UK, Rio Tinto-Australia, Dominion Diamond Corps-Canada and Okavango Diamond Company (ODC)-Botswana, accounting 85% of global rough diamonds production worldwide, display their diamonds for viewings.

One more SNZ has been set up at Surat International DiaTrade Center (SIDC) in Surat which is the largest diamond manufacturing centre in India. The creation of the SNZ has ensured regular availability of direct rough diamond supply in the country, especially for smaller manufacturers.

(B) Council for Leather Exports (CLE)

The Leather Industry holds a prominent place in the Indian economy providing employment to about

4.42 million people, mostly from the weaker sections of the society. Women employment is predominant in leather products sector with about 40% share. The leather industry is bestowed with an affluence of raw materials as India is endowed with 20% of world cattle & buffalo and 11% of world goat & sheep population. The strength of leather industry in the country lies in skilled manpower, innovative technology, increasing industry compliance to international environmental standards and dedicated support of the allied industries. India is the second largest producer of footwear, second largest exporter of leather garments, third largest exporter of Saddlery & Harness in the world and fourth largest exporter of Leather Goods in the World.

(i) Export Performance

(a) Export Performance during 2020-21

The export of Leather and Leather products for the period April 2020 - March 2021 touched US\$ 3681.68 million as against the performance of US\$ 5093.09 million in April 2019 - March 2020, recording a decline of 27.71%.

(b) Export Performance during 2021-22

As per officially notified DGCI&S monthly export data, the export of Leather and Leather products including Non-Leather Footwear for the period April-November 2021 touched US\$ 3066.03 million as against the performance of US\$ 2227.43 million in April- November 2020, recording growth of 37.65%. The export summary for April-November 2021 is as under:

(Value in US\$ million)

Category	April-November 2020	April-November 2021	% Variation
Finished leather	222.73	296.94	33.32
Leather footwear	880.49	1263.20	43.47
Footwear components	126.27	160.56	27.16
Leather garments	199.51	233.67	17.12
Leather goods	576.76	820.17	42.20
Saddlery and harness	108.41	180.71	66.69
Non-leather footwear	113.25	110.78	(-)2.18
Total	2227.42	3066.03	37.65

Source: DGCI&S

(ii) Policy and support measures

Considering the adverse impact of COVID-19 pandemic, the Government implemented a number of measures for the leather, leather products and footwear sector. The major measures include:

- ◆ Extension of Foreign Trade Policy till 31st March 2022.
- ◆ Continuation of interest equalization on rupee export credit till 30th September 2021.
- ◆ The Remission of Duties and Taxes on Exported Products (RODTEP) rates were notified for leather, leather products and footwear thereby enabling refund of embedded and un-refunded taxes for export products.
- ◆ The leather sector actively participated in the Vanijya Saptah events and showcased the strengths and developments of the sector.

MOUs with State Government on setting-up new units were also signed during the events.

(iii) Infrastructure Projects in export clusters under Assistance to States for Developing Export Infrastructure and Allied Activities (ASIDE) / Trade Infrastructure for Exports Scheme (TIES)

The Council for Leather Exports (CLE) is the Implementation Agency for Infrastructure projects relating to Leather & Footwear Sector across the country with financial assistance under erstwhile ASIDE Scheme and currently under Trade Infrastructure for Exports Scheme (TIES), as well as under the funding support of the State Government(s).

The following are the details of the two projects currently under implementation by the CLE under the Trade Infrastructure for Exports Scheme (TIES) of the Department of Commerce.

(Value in Rs. Lakh)

S. No	Project	Total Project Cost	Grant approved	SPV Contribution
1	Establishment of Common Facility Centre(CFC) at Melvisharam, Ranipet District, Tamil Nadu,	2468.07	1234.00	1234.07
2.	Creation of additional 750 KLD capacity of ZLD system at VISHTEC CETP, Melvisharam, Ranipet District, Tamil Nadu	1864.00	932.00	932.00
	Total	4332.07	2166.00	2166.07

The above projects are currently under various stages of execution and respective Project Management Consultants (PMCs) namely Indian Leather Industry Foundation (ILIFO) for Common Facility Centre Project, and Tamil Nadu Water Investment Co Limited (TWIC) for VISHTEC CETP project, are assisting the Council for Leather Exports in executing the projects.

Apart from the above Central projects, the CLE is also currently implementing a project for establishment of Testing Lab & Design Studio at Agra, with a financial outlay of Rs. 1582.66 lakh under STATE ASIDE scheme funded by Export Promotion Bureau (EPB), Govt. of Uttar Pradesh. The partial completion of the project has been achieved and this project was inaugurated by the Hon'ble Chief Minister of Uttar Pradesh on 07.08.2020

The Export Promotion Bureau (EPB), Lucknow, Government of Uttar Pradesh has conveyed the approval for restoration of the original project cost of Rs. 1582.65 lakh for Establishment of Testing Lab & Design Studio Agra project under UP State ASIDE Scheme and released the balance grant of Rs. 203.21 lakh on 02.12.2020.

(C) Basic Chemicals, Cosmetics & Dyes Export Promotion Council (CHEMEXCIL)

CHEMEXCIL was constituted in 1963 under the Companies Act, 1956 with the aim of promoting the export of chemical products. The Council's head office is located in Mumbai and it has four Regional Offices at New Delhi, Bangalore, Kolkata and Ahmedabad. The total membership of the Council as on 31st December 2021 is 2881. The Council is entrusted with the export promotion activities of the following products:

- ◆ Dyes & Dye Intermediates
- ◆ Inorganic, Organic and Agro Chemicals
- ◆ Cosmetics, Soaps, Toiletries and Essential oils
- ◆ Castor Oil

During FY 2021-22, Chemexcil had organized following export promotion events / activities:

- ◆ Virtual Buyer Seller meet for Turkish Region dated 11th-12th August 2021 with active support of Embassy of India, Ankara, Turkey.
- ◆ Indian Chemical and Cosmetic Virtual Exhibition to Indonesia & Thailand from 15th-16th November 2021 with support of respective missions.
- ◆ Organized several webinars on topics such as REACH (EU / Turkey /Korea /China /India /UK/ Australia/ Thailand/ Taiwan/), UN TIR, Exim Bank Schemes, Export Bill Regularization, Recent Developments in GST Refunds & Regulations, Global Economic Outlook and Hedging solutions for managing FX Risk, Cosmetics Regulation series, Agrochemical Regulation Series, Product Safety Webinar series.
- ◆ Organized several webinars and VC meetings for discussing the issues faced by the industry and with High Commission's abroad.
- ◆ Organized and Participated in "Azadi Ka Amrit Mahotsav- Vanijya Saptah" at 5 different locations in the country.

(D) Plastic Export Promotion Council (PLEXCONCIL)

The Plastics Export Promotion Council was established in 1955 and registered under the Companies Act. 1956, with the aim of promoting the exports of Plastics & Linoleum products from India. The Council's head office is located in Mumbai and it has four regional offices at Kolkata, Chennai, Ahmedabad and New Delhi. The total membership of the Council as on 31st December 2021 is at 2856. The Council is entrusted with the export promotion activities of the following products:

- ◆ Floor Coverings, Leather Cloth & Laminates
- ◆ Consumer & Housewares Products
- ◆ FRP/Composites

- ◆ Human Hair & Related Products
- ◆ Writing Instruments & Stationery
- ◆ Plastic Pipes & Fittings
- ◆ Cordage, Fishnets & Monofilaments
- ◆ Plastic Raw Materials
- ◆ FIBC, Woven Sacks, Woven Fabrics, Tarpaulin
- ◆ Plastic Films & Sheets
- ◆ Miscellaneous Products & Items
- ◆ Packaging Items - Flexible & Rigid
- ◆ Medical items of Plastic

During FY 2021-22 PLEXCONCIL had organized following export promotion events / activities:

- ◆ The webinars covered topics like: How to start export in current times; Customs bonded manufacturing scheme, Boosting export competitiveness through MSME schemes, Collaborative research and development in plastics, Understanding volatility in polymer prices; Opportunities for MSME exporters in Tamil Nadu, Export credit risk management, International trade facilitation under ATA Carnet & UN TIR system, Awareness about Rules of Origin, RBI Master direction for exports, Plastics waste management rules, BIS standardization & Quality assurance of plastic products and Cost optimization techniques in logistics & shipping. "RoDTEP: Features and Process to claim benefits, "Cost Optimization Techniques in Logistics & Shipping", 'Plastic & Rubber Products of India: trade & business opportunities with Peru & Bolivia', Introduction to National Logistics Portal (Marine), Guidance on equity IPO planning on BSE SME Exchange, CFO services/ Board Advisory for SMEs with ambitious growth plans and Raising Debt Finance for SMEs.
- ◆ PLEXCONCIL organized virtual B2B meeting to promote export of Indian plastics products in Europe from 30th to 31st July 2021.
- ◆ Virtual Buyer-Seller Meet on 8th December 2021 jointly with the help of the Embassy of India, Tokyo, Japan for buyers from Japan.

- ◆ During September 2021, PLEXCONCIL helmed 'Vanijya Saptah – Azadi Ka Amrit Mahotsav' for the state of Andhra Pradesh.
- ◆ On 22.10.2021, PLEXCONCIL signed a Memorandum of Understanding (MoU) with Dun & Bradstreet for their D-U-N-S Registered Solutions in order to help Indian plastics exporters in building their credibility and visibility in the international markets.
- ◆ PLEXCONCIL facilitated Indian participation at ArabPlast 2021 exhibition at Dubai, UAE that was held from 15th-18th November 2021.
- ◆ Organized India Pavilion at Plast Eurasia Istanbul 2021 during 1st-4th December 2021.

(E) Chemicals & Allied products Export Promotion Council (CAPEXIL)

CAPEXIL was set up in 1958 under the Companies Act, 1956. The Council's Registered Office and Head office is located in Kolkata and it has four regional offices located at Mumbai, Chennai, Kolkata and New Delhi. As on 31st December 2021, the total membership strength of Council stood at 3573. The Council is entrusted with the export promotion activities of the following products:

- ◆ Bulk Minerals and Ores including Salt, Coal & Aluminium Metal
- ◆ Processed Minerals including Upgraded Ilmenite Ore
- ◆ Natural Stones and Products
- ◆ Ceramics and Allied Products including Refractories
- ◆ Rubber Products
- ◆ Auto Tyres and Tubes
- ◆ Cement, cement clinkers and Asbestos cement products
- ◆ Paper, Paper Board and Paper Products
- ◆ Glass and glassware
- ◆ Paints, Printing Ink and Allied Products
- ◆ Plywood and Allied Products
- ◆ Mfrd. Products of Carbon Graphite, explosives and Accessories

- ◆ Books, Publications & Printing
- ◆ Miscellaneous Products
- ◆ Animal By-products
- ◆ Ossein and Gelatine

During FY 2021-22, CAPEXIL organised following export promotional events / activities:

- ◆ Organised India International Ceramic & Building Material Fair (IICBMF) with B2B (virtual) 2020-21 from 27th - 30th April 2021
- ◆ Organised "Seminar Cum Interactive Session with MSME, Export Inspection Council and Small Industries Development Bank of India and created awareness about their services to member exporters on 10th August 2021.
- ◆ Organized several webinars on topics such as RoDTEP Scheme & Manufacturing under Bond, Indian Ceramics and Business Opportunities with Peru and Bolivia, etc.
- ◆ Organised B2B Meeting between Azerbaijani Importers & leading Indian Exporters of Ceramic Products on 27th July 2021 through Virtual Platform which was attended by around 21 Azerbaijani and 13 Indian participants.
- ◆ Organized the Delhi Book Fair 2021, Virtual event from 3rd to 5th September 2021 in association with the Federation of Indian Publishers.
- ◆ Organised a two-day event (21st & 22nd September), "Vanijya Utsav" under "Azadi Ka Amrit Mahotsav" on the theme, "Showcasing India as a rising economic force" at Kolkata.
- ◆ In association with Embassy of India, Kuwait organised a Virtual Buyer-Seller Meet between Kuwaiti Importers and Indian exporters on Building Materials on 25th October 2021.

(F) Shellac & Forest Products Export Promotion Council (SHEFEXIL)

The Shellac Export Promotion Council was founded in June 1957 under the Companies Act, 1956, which was re-christened to SHEFEXIL on 8th February 2007. The Council's registered office is located at Kolkata and has no additional branch or regional office. The total membership of the Council as on 31st December

2021 is 634. SHEFEXIL is the designated Nodal EPC for Non Timber Forest Produce and also for products from North-East region. The Council is presently entrusted with the export promotion activities of the following products:

- ◆ Shellac and Lac based Products
- ◆ Vegetable Saps & Extracts of herbs
- ◆ Guar Gum
- ◆ Plant & Plant Portion (Herbs)
- ◆ Fixed vegetable, Oil cake and others

- ◆ Other vegetable materials
- ◆ Multi products belonging to the North Eastern region

During FY 2021-22, SHEFEXIL organised following Export Promotional Awareness Seminars:

- ◆ Webinar on Financial Market Outlook & Managing Exports Business in Pandemic held on 28th May 2021
- ◆ As a part of celebration of Azadi Ka Amrit Mahotsav 'Vanijya Utsav' was held in Ranchi and Raipur during 21st – 22nd September 2021

Export Performance

(Value in US\$ million)

EPC	2018-19	2019-20	2020-21	April to November 2020	April to November 2021 (P)
CHEMEXCIL	19142.37	18267.42	17531.84	10669.96	15332.87
PLEXCONCIL	11019.94	10011.11	9860.99	6293.70	8762.00
CAPEXIL	22698.13	22484.48	24888.13	12512.60	19561.32
SHEFEXIL	2651.07	2608.72	2362.30	1462.26	1705.58
TOTAL	55511.51	53371.73	54643.26	30938.52	36599.77

(P): Provisional

During FY 2021-22, the exports are recovering and positive double digit growth has been observed compare to performance recorded during FY 2020-21.

Major Role / Functions of EPCs are as follows:

- ◆ To act as an interface between members and the Government / other agencies, and represent export related issues on behalf of members to the concerned authorities for their resolution.
- ◆ To provide inputs for framing Foreign Trade Policy and to provide updates to members regarding Foreign Trade Policy, Trade Agreements, Customs, RBI etc.
- ◆ To organize Trade Fairs & Exhibitions in India and Abroad, Buyer-Seller Meets & Reverse Buyer-Seller Meets, Seminars/workshops etc.
- ◆ To undertake trade delegations to various countries and to participate in international exhibitions.
- ◆ Liaison with Indian Diplomatic Missions abroad and Foreign Diplomatic Missions in India for promotion of business events and other activities, thereby helping the sourcing needs of international importers and selling needs of Indian exporters.
- ◆ To expand the exports across various regions of the world and to strengthen exports in new and potential markets where India has low presence.
- ◆ Issue Registration Cum Membership Certificate (RCMC), visa recommendations, Certificate of Origin, Export Performance Certificates, letters for renewal of Central Excise Bond etc. to the member exporters.
- ◆ To devise a strategy for boosting exports of finished products and reduce non-essential imports in consultation with the industry and related organizations.
- ◆ Concentrate on specific cluster development programs based on its products involving its

stakeholders to enable the clusters to increase productivity and improve quality of produce, thereby increasing exports.

- ◆ Work with various industry bodies/associations to play a more pro-active role in the industrial cluster and give suggestions on accessing new markets and consolidating existing markets.
- ◆ To disseminate trade inquiries/trade leads to members and to provide trade statistics and market intelligence to the Government and members.
- ◆ Highlight India's capability to offer a steady and sustainable supply of low cost, international quality products to partner countries, showcase India as a reliable and competitive sourcing hub.

(G) Sports Goods Export Promotion Council (SGEPC)

The Sports Goods Export Promotion Council has been playing an effective role in the promotion of sports goods and toys export from India. The Council provides a common platform for Indian Sports Goods and Toys Industry and is also a single point source of information for international buyers.

From the beginning of 2020 the economy has been witnessing an uncertainty on the global trading system. The Corona pandemic has altered the lifestyle and the work environment all over the world, taking a toll on business confidence, investment decisions, and trade. In these challenging times, when all the physical events were cancelled, the SGEPC had the responsibility to lift the morale of its members by providing them a platform to engage with the authorities and continue carrying out export promotion activities.

During the pandemic, SGEPC undertook various initiatives to provide a platform to its members to raise their national and international concerns to the Government. Several online meetings were held with the Department of Commerce, Indian Missions, Authorities and Agencies to present the industry's sentiments. Despite all the limitations posed by the pandemic, the Indian Sports Goods and Toys Industry managed to maintain its growth momentum. The export growth of the Indian Sports Goods and Toys

Industry has shown a positive sign and the total exports in the year 2020-21, recorded by the council were around US\$ 176.46 million, a growth of 1.29% over the previous financial year (US\$ 174.21 million), the growth in rupee term is even higher at 6%.

In the year 2020-21, the Indian Sports Goods and Toys were exported to 129 countries. The top ten destinations for export of Sports Goods and Toys remained almost the same. UK held its first place in top ten destination ranking followed by USA, Australia, Germany, France, the Netherland, New Zealand, South Africa, Ireland, and UAE. Top ten items of the sector being exported were: Nets, Inflatable Balls & Accessories, Boxing Equipment, Athletic Goods, Protective Equipment for Cricket, Soft Toys, Cricket Bats, Table Tennis Table and Hammocks.

(i) New Industrial Parks and Investment Zones

The clarion call of the Hon'ble Prime Minister of India to support local toys has made many states recognize the importance of the sector. The states of U.P., Rajasthan and Karnataka earmarked land for setting up of Toys clusters, offering excellent infrastructure and special incentives for the sector to set up units in the state, thereby contributing towards the overall economy of the State and the Nation.

The Sports Goods and Toys industry has been achieving steady growth and the market is now growing at an even faster pace. To meet the demand of the industry and to expand their capacities by fresh investments and to have the additional infrastructural requirements, more than 100 industrialists acquired land at Noida's Toy Park to set up factories. The 27 members of the SGEPC who have already been allocated land in Khushkhera, Bhiwadi are now in the process of setting up their factories to create additional manufacturing capacities.

(ii) Azadi Ka Amrit Mahotsav

India is celebrating 75 years of Independence as "Azadi Ka Amrit Mahotsav". As part of these celebrations, SGEPC organized 'Vanijya Utsav' during the week of 20th to 26th September 2021 along with the Government of UT of Chandigarh and Punjab Government.

Export Promotion event & exhibition was held on 22nd September 2021 at Jalandhar and the UT of Chandigarh, showcasing India as a 'Rising Economic Force' with "Strategies to improve export from Punjab and "How to create an Export Ecosystem for the State of Punjab" with a focus on the 'Made in Punjab' products. Established Exporters shared their concerns with the Department and highlighted the specific areas requiring the Government's intervention. Similar events as Exporters conclaves were also held in all the major districts of Punjab.

(iii) The Export Promotion Activities under Market Access Initiative (MAI) scheme carried out during the year (2020-21) are:

(a) ISPO Munich Fair 2021 Online from 1st to 5th February 2021

ISPO MUNICH 2021 the leading international exhibition for the sports industry was this year held digitally due to the pandemic from 1st-5th February 2021. The Sports Goods Export Promotion Council organized its members participation virtually in India Pavilion. 545 exhibitors from 110 countries presented their products and innovations at ISPO Munich Online 2021. Despite being a digital event, ISPO Munich lived up to its role as a leading platform and source of inspiration for the entire sports industry.

(b) The SGEPC Virtual Fair for Sports Goods and Toys from 16th to 20th February 2021

The SGEPC conducted a virtual trade fair for the sector 'India Sports Goods and Toys Show' from 16th to 20th February 2021 for international buyers under the MAI Scheme. The SGEPC with the support of the Indian embassies located in various countries invited the buyers and informed them about the virtual India Sports Goods and Toys Show. A reputed International Platform was used to showcase the Indian Sports Goods & Toys to the world. The platform offered display of products, catalogues, product videos, matchmaking, and chat & video meetings with buyers. The event was attended by the 133 buyers from 43 Countries.

(c) HKTDC International Sourcing Show (Virtual) 2021 from 17th to 31st March 2021

Since the 47th edition of the Hong Kong Toys & Games Fair scheduled to be held from 11th to 14th January 2021 was cancelled due to the pandemic, the HKTDC debuted the HKTDC International Sourcing Show online from 17th to 31st March 2021. HKTDC International Sourcing Show was an initiative to help businesses adjust to the new sourcing model. The online section of the show enabled buyers and suppliers to engage through business matching and video conferencing tools.

(iv) SGEPC promotional activities proposed for 2021-22

The Council is working with its members in providing all the necessary support to convert the pandemic situation into an opportunity. To achieve the given target, the SGEPC is focusing to plan an Export Promotion strategy on existing and new markets, existing and new products and on regaining lost market shares. SGEPC has already achieved 59% target of the export target in the first six month of the year 2021-22. International Travel permitting, the SGEPC is planning to organize Export Promotion Activities in countries; USA, Germany, Australia, UK, Ireland, and Hong Kong in the FY 2021-22.

(H) Telecom Equipment and Services Export Promotion Council (TEPC)

Telecom Equipment and Services Export Promotion Council (TEPC) has been set up by the Government of India to promote and develop export of telecom equipment and services from India. TEPC as a Council caters to the complete Telecom Ecosystem including Telecom Hardware Manufacturers, Telecom Service Providers, Telecom Software Vendors and Consultants and plays a critical role in furtherance of Telecom export from the India and assists its member companies in easy facilitation of their respective exports.

TEPC is an Autonomous Society under control of Department of Telecommunications (DoT).

(i) Vision of TEPC

- ◆ Promote and accentuate Telecom Exports from India

- ◆ Create a healthy environment for growth of Telecom Ecosystem including manufacturing & Services sector in India
- ◆ Encourage both private and overseas Investments in India under Foreign Direct Investment
- ◆ Encourage strategic alliances, MOUs, and technical/ financial collaborations to boost trade
- ◆ Support local IPRs & R&D activities for design in India and making of world class telecom products

(ii) Events Organized/ Participated by TEPC during 2021-22

- ◆ **Connectech Asia 2021, 14th-16th July 2021 (Virtual):** TEPC participated in Connectech Asia Singapore, Virtual with 11 companies which was scheduled during 14th to 16th July 2021. Communic Asia brings together Informa's 5G Asia, Broadband Asia, Telco AI Asia and Edge Asia shows creating a networking and insights power-event catering for the region's telecoms ecosystem. Featuring 130+ legendary speakers from across the region who shared insights, experiences and vision for new service offerings, monetization opportunities and technology evolution, as well as an interactive exhibition allowing to experience the technology and F2F time with buyers and innovative partners.
- ◆ **TEPC BRICS Trade Fair 2021 during 16th to 18th August 2021 (Virtual):** TEPC members participated in BRICS Trade Fair 2021 which was scheduled from 16th to 18th August 2021 (virtually). BRICS Trade Fair is an initiative of the Department of Commerce, Ministry of Commerce & Industry, Government of India and is a key engagement being held under India's Chairmanship in 2021. FICCI is the event manager for this event.
- The BRICS Trade Fair 2021 witnessed the participation of over 5000 delegates, and the event had over 2500 Pre-fixed B2B meetings. The Trade Fair also saw over 8000 Virtual booth visits by the business delegates, which attributed to over 2000

business interactions. 10 companies participated in the event from TEPC.

- ◆ **India-Sudan Buyer Seller Meet on 9th September 2021:** TEPC, with the support of Embassy of India in Sudan organized Indo - Sudan trade and Investment opportunities in the field of Telecommunications on 9th September 2021 (Virtual BSM). This tailor-made match-making platform allowed buyers to connect with Indian Telecom & IT companies (Manufacturer/System Integrator) as per their product requirements. The event was organized on 9th September 2021 with Embassy of India, Khartoum hosting the physical meet from Sudan side at the auditorium provided by the Telecommunications and Post Regulatory Authority (TPRA) Sudan, whereas the TEPC organized a virtual meet in India. It was attended by more than 60 participants dealing in telecom related products & services from Sudan and 12 Indian manufacturers & Service providers.

- ◆ **India-Azerbaijan Buyer Seller Meet - Telecommunication Sector on 21st September 2021:** TEPC, with support of Embassy of India at Azerbaijan organized virtual India Azerbaijan Buyer Seller Meet in Telecommunication Sector on 21st September 2021. The event was part of celebrations of 75 years of India's Independence- Azadi Ka Amrit Mahotsav. The purpose of the Event was to facilitate business interaction between interested parties of the two countries in the telecommunication sector. The event was attended by more than 40 participants including major Indian and Azerbaijani companies in telecommunication sector, representatives from TEPC and Embassy officials.

- ◆ **India Africa ICT Expo & Conference during 5th and 6th October 2021 (Virtual):** To reiterate the relationship and commitment between India, Ghana and other African countries, TEPC, with support of Ministry of Commerce and Ministry of Communications, hosted 'India Africa ICT Expo & Conference' during 5th and 6th October 2021. This follows the success of India Africa ICT expo being organized by TEPC every year since 2015. Over 31 companies exhibited at the event.

(I) Project Exports Promotion Council of India (PEPC)

PEPC, an export promotion council set up by the Government is an apex coordinating agency to facilitate project exports comprising of overseas projects contracted in any of the following modules:

- ◆ Civil Construction Projects
- ◆ Turnkey Projects including engineering, procurement and construction (from concept to commissioning) and essentially includes civil work/construction and all supplies specific to these turnkey projects
- ◆ Process and Engineering Consultancy Services
- ◆ Project Construction Items (Excluding Steel and Cement): Construction Engineering Products (Fittings and Fixtures/ Materials); Construction Equipment and Accessories; and Other Project Goods

(i) Sectors of development

PEPC, has been actively engaged in the development and promotion of project exports in almost all sectors of economic and industrial development such as construction of dams, hydroelectric and thermal power plants, industrial plants, utility buildings, large scale oil and natural gas pipelines, petrochemical refineries and complexes, motorways, tunnels and bridges, seaports and airports, large-scale housing projects, high-rise and prestige buildings, hotels and tourist resorts, etc.

(ii) Activities Organized/ Participated by PEPC during 2021-22

- ◆ PEPC along with its 25 members participated in Virtual meeting held by the Honorable Prime Minister of India on 6th August 2021 from two locations Delhi & Pune.
- ◆ PEPC facilitated participation of its members at “India-Philippines B2B Conference on Opportunities in Construction and Infrastructure” and also nominated member of its Working Committee as a speaker at the Business Dialogue Session of the Virtual Roundtable held on 5th August 2021. The event was co-organized by the Philippine Overseas

Construction Board (POCB) of the Construction Industry Authority of the Philippines, the Philippine Trade and Investment Center (PTIC) in New Delhi, and the Embassy of India in the Philippines. The aim of the virtual roundtable meeting was to strengthen trade relations between Philippines and India through joint ventures in the construction and infrastructure sector and other areas mutually beneficial for both countries.

- ◆ PEPC in collaboration with Delhi Government and various stakeholders organized Vanijya Utsav on 21st and 22nd September 2021 as a part of “Azadi Ka Amrit Mahotsav”, a celebration to commemorate 75 years of Independence, with a focus on economic growth, especially promotion of exports from India.
- ◆ PEPC along with its member companies participated in Azadi Ka Amrit Mahotsava, Vanijya Saptah, Mumbai on 23rd September, 2021 wherein exporters had an interaction with the Hon’ble Commerce and Industry Minister. Hon’ble CIM delivered the key note address and presented his considerate views on the export related matters raised by project exporters.

(J) Electronic and Computer Software Export Promotion Council (ESC)

Electronics and Computer Software Export Promotion Council (ESC), has emerged as the premier nodal agency to promote trade of information technology and Electronics between India and the rest of the world. Headquartered at Delhi, the Council has regional offices at Bangalore, Chennai, Hyderabad and Kolkata as well as a representative office in Dubai. ESC has a membership base of over 2000 manufacturers and exporters. Started in 1989, with an export performance of US\$ 200 million, ESC has successfully steered the direction of India’s electronics and software and services export to reach an all-time high of over US\$ 156 billion during 2020-21. Under the aegis of the Council, the exports have reached more than 220 countries across the world establishing the hallmark of India’s quality and competitiveness. It is indeed a matter of pride that ESC’s members together contribute over 25 per cent in India’s total export earnings.

ESC is an Autonomous Society under control of Ministry of Electronics and Information Technology (MeitY).

ESC provides member exporters:

- ◆ One-stop source of information on Trade related information and trade facilitation
- ◆ Helping hand to members for participation in International trade fairs/ Exhibitions, BSMs, Catalogue Shows and Business delegations abroad
- ◆ A platform between the industry and the Government to help members in policy and procedural matters

ESC acts as an implementation agency for the export promotional activities in India and overseas under the Market Access Initiative scheme of Department of Commerce.

ESC keeps its members abreast of the latest developments in the world economic scenario and inform members about - Latest happenings, Trade enquiries, Threats, and Global tenders. ESC acts as a facilitator to facilitate Joint Ventures, Collaborations, Sub-Contracting tie-ups, technology transfer, etc.

As per para 2.55 of Foreign Trade Policy (FTP) of India 2015-20, Export Promotion Councils (EPCs) are organisations of exporters, set up with the objective to promote and develop Indian exports. EPCs function as the Registering Authorities to issue Registration-cum-Membership Certificate (RCMC) to its members. ESC issues RCMC to Electronics and Computer Software/ services exporters.

(i) **Export Promotional Activities Organised/ Participated by ESC during 2021-22**

- ◆ Electronics & Telecom Manufacturing Summit 2021 during 22nd-23rd April 2021 organised by ESC jointly with MAIT.
- ◆ Mentoring session on Raising Funds from Capital Market for SMEs/ Startups on 30th April 2021. The session was attended by over 100 ESC member companies.
- ◆ **Virtual B2B Meet with Laos:** On 12th May 2021, ESC with the help of Embassy of India in Laos organised a B2B networking meet between

Indian and Laos Electronics and Software Industry.

- ◆ **Session on “Online FOREX - FX - Retail”:** On 21st May 2021, ESC organised a virtual session on Online Forex - FX - Retail which is a web based platform for anonymous and order driven dealing system in USD/ INR currency pair. Users can directly place orders and Buy & Sell USD on CASH, TOM, SPOT basis & book FORWARD Contracts on this platform.
- ◆ On 28th May 2021, ESC organised a session on Enterprise Risk Management (ERM) during Pandemic.
- ◆ **MOU between ESC and BSE Ltd.:** On 1st June 2021, BSE Ltd (earlier known as Bombay Stock Exchange) signed an MoU with ESC to create awareness about benefits of listing among information and communications technology (ICT) SMEs and startups. So far, 337 companies listed on BSE SME platform have raised Rs. 3,497.52 crore from the market. Their market capitalisation is now Rs. 26,314 crore.
- ◆ **India-Cyprus G2G Meet:** A G2G meeting between Ministry of Energy, Commerce and Industry of Republic of Cyprus and Ministry of Micro, Small and Medium Enterprises, India was held on 9th June 2021. ESC represented the Electronics and IT sector and presented various opportunities for collaboration between Indian and Cyprus companies.
- ◆ On 11th June 2021, ESC organised a session on “Going Global with Digital Marketing” for the benefit of member companies.
- ◆ **Virtual B2B Meet with Vietnam:** On 18th June 2021, ESC with the help of Embassy of India in Vietnam organised a B2B networking meet between Indian and Vietnamese Electronics and Software Industry.
- ◆ **Session on PLI & SPECS Schemes:** On 25th June 2021, ESC organised a session on PLI & SPECS Schemes inviting speakers from MeitY and IFCL. The session was attended by 150+ ESC member companies.
- ◆ **India-LAC ICT Business Alliance Meet:** During 29th-30th June 2021, ESC organised a structured

B2B meet between Indian IT Companies and delegates from LAC region. 28 Indian software and services companies had business meetings with over 70 buyers from LAC.

- ◆ On 9th July 2021, ESC organised a session on Digital Business Connect for ICT Exporters.
- ◆ On 26th July 2021, ESC organised a training session on Government e-Marketplace (GeM) for electronics and IT companies.
- ◆ On 27th July 2021, ESC organised B2B Meet between Indian and Bangladesh ICT companies. 35 Indian ICT companies met 48 companies from Bangladesh.
- ◆ **India-Africa Electronics B2B Meet:** During 29th-30th July 2021, ESC organised exclusive B2B Meets between Indian electronics exporters and buyers from African Countries. 27 Indian electronics companies showcased their products to 100 buyers from 21 African countries. ESC tied up with various counterpart associations and Indian Missions Abroad for this program. The event website is www.indiaelectronicsexpo.com
- ◆ On 6th August 2021, ESC organised a virtual session on GST and Related Compliances. M/s Ernst & Young (EY) was the Knowledge Partner for the Session.
- ◆ **India-Senegal B2B in ICT:** On 11th August 2021, ESC organised a B2B Meet between ICT companies of India and Senegal.
- ◆ On 24th August 2021, ESC Eastern Region Chapter organised a virtual session on Exploring Business with South East Asia on Digital Economy, Electronics & IT Sector with Focus Country as Malaysia. The program was attended by over 180 participants from India and Malaysia.
- ◆ ESC organized a Webinar on “Software and Services in the Privacy Paradigm – Impact, Consideration and Challenges” on 25th August 2021. The event broadly covered Personal Data Protection Bill 2019, Privacy by Design in software, data subject requests and rights, privacy regulations, etc.

- ◆ On 31st August 2021, ESC organised an interactive session with Experts from Lakshmikumaran & Sridharan Attorneys on RoDTEP Scheme to clear the doubts of members and various calculations.
- ◆ On 2nd September 2021, ESC organised a Virtual Session on Key issues under Customs Compliances & Incentives GST Audit & Investigations.
- ◆ **EMS Industry in India:** On 2nd September 2021, ESC jointly with EMS NOW organized an interactive Session with EMS NOW, USA.
- ◆ ESC’s West Bengal Members Meet on 16th September 2021 to discuss about State level issues and recommendations besides export promotion activities to be carried out.
- ◆ ESC’s Odisha Members Meet on 17th September 2021 to discuss about State level issues and recommendations besides export promotion activities to be carried out.
- ◆ **Vanijya Utsav:** During 21st-22nd September 2021, ESC in association with MPSIDC organised Vanijya Utsav at Minto Hall in Bhopal. Additionally, ESC organised electronics exporters participation in Vanijya Utsav in Delhi. Provided speakers in other States where Vanijya Utsav was being organised.
- ◆ On 24th September 2021, ESC organised a session on Accelerating Business Growth for SMEs with focus on marketing strategies.
- ◆ **India-Togo B2B in Electronics:** On 29th September 2021, ESC organised a B2B meet between Indian Electronics companies and buyers from Togo. The meet was chaired by Shri Sanjiv Tandon, Ambassador, Embassy of India, Lome, Togo.
- ◆ **Meeting with CGI of India in Munich:** A meeting was organised on 29th September 2021 between officials of CGI Munich, Germany and ESC officials and members to formulate strategy for enhancing India’s electronics and software export to Germany. Dr. Suyash Chavan, Head of the Commerce Wing and Mr. Virender Kumar, Vice Consul participated in the meeting.

- ◆ **Interaction with Electronics Industry:** On 30th September 2021, ESC invited electronics and IT companies for a detailed discussion on various Government schemes for enhancing exports.
- ◆ On 13th October 2021, ESC organised a session on Navigating Direct Tax Compliances.
- ◆ **B2B Meet with Bangladesh:** On 21st October, 2021, ESC in association with Indian Mission in Bangladesh organized a B2B meet between Indian and Bangladeshi ICT companies.
- ◆ **Session on Trade Debt - How to safeguard company Trade receivables:** With a view to inform members about various nuances related to Trade Credit Insurance, Council organized an Online Session on Trade Debt - How to Safeguard Trade Receivables on 22nd October 2021.

(K) Engineering Export Promotion Council (EEPC) India

EEPC India is the Council set up under the aegis of Department of Commerce for promoting exports in the Engineering sector. It is a company set up under Section 25 of the Companies Act 1956 (company not for profit), keeping in view the special requirements of the Indian Engineering Sector for export promotion. EEPC India is the nodal agency for issue of Registration-cum-Membership Certificate for engineering exports throughout the country under the provisions of the Foreign Trade Policy. The organization has its headquarters at Kolkata with regional offices in Mumbai, Chennai, Kolkata and Delhi and Sub-Regional Offices in Ahmedabad, Bengaluru, Hyderabad (Secunderabad) and Jalandhar for providing services to exporters of engineering products. With a view to establish closer connections with the engineering manufacturers and exporters and to have a better reach, EEPC India has also opened its Chapters in Tier II and Tier III cities. With the inauguration of a new Chapter of EEPC India in Jammu & Kashmir in November 2021, the Council has a total of 15 chapters spread across the country.

As an advisory body, it actively contributes to the policies of Government of India and acts as an interface between the engineering industry and the Government. Set up in 1955, EEPC India now has a

membership base of around 13,000 out of which around 60% are SMEs. EEPC India facilitates sourcing from India and boosts the SMEs to raise their standard at par with the international best practices. It also encourages the SMEs to integrate their business with the global value chain. Keeping 'Engineering the Future' as the motto, EEPC India serves as the reference point for the Indian engineering industry and the international business community in its efforts towards establishing India as a major engineering export hub.

(i) Engineering Exports Scenario

Engineering exports account for more than a quarter of India's total merchandise exports and around 3% of GDP. Engineering exports achieved a Compound Annual Growth Rate (CAGR) of 2.41% over the period 2011-12 to 2020-21. Fiscal year 2020-21 witnessed significant de-growth in all economic factors including trade around the globe due to the COVID-19 pandemic. The lockdowns and shutting up of economic activities heavily impacted the supply chains and global value chains. Engineering Exports recorded a decline of 2.95 % from US\$ 75.34 billion in 2019-20 to US\$ 73.11 billion in 2020-21.

Nevertheless, with an attempt to recover and make use of the opportunity for growth afforded by rebounding of the world economy, Department of Commerce, in consultation with stakeholders, has set a target (of US\$ 400 billion) for Indian exports in the current year, 2021-22. With a view to achieve the target set for the Engineering sector, virtual meetings/interactions are held with the member exporters to discuss the opportunities and challenges to promote the exports in the Engineering sector and also with regard to organising/promoting virtual business events, understanding of business environment, etc.

During April-November 2021, India's engineering exports stood at US\$ 71.8 billion viz-a-viz US\$ 45.88 billion in April-November 2020, registering a growth of 56.49%. Share of engineering exports to total merchandise exports was 27.31% during April-November 2021 as compared to 26.34% during the same period, last year. In cumulative terms, during April-November 2021, 31 out of 33 panels exhibited a positive year-on-year growth.

Region wise, during the period April-November 2021, EU and North America remained India's topmost destinations for engineering exports with a share of 19% and 18% respectively, while ASEAN and North East Asia ranked third with a share of 12% each in India's total engineering exports.

(ii) Brand India Engineering

To accelerate exports by enhancing brand image of "Made in India" engineering quality and capabilities of Indian engineering products and services, EEPC India, is undertaking Brand "India Engineering" campaign since 2014. The initiative is implemented with the support of India Brand Equity Foundation, a Trust under Department of Commerce. Under the initiative, creation of e-Catalogues has been taken up to serve as a one stop solution to search quality Indian suppliers of internationally certified products and services. EEPC India has already launched e-Catalogues in eight sectors namely Pumps & Valves, Electrical Machinery, Medical Devices and Textiles Machinery, machine tools, agricultural machinery, construction and earthmoving machinery and hand tools.

With a view to popularize 'Made in India' brand image in the overseas markets, EEPC's publicity programme includes screening of Council's film titled 'Made in India' at various Seminars/Conferences, Buyer-Seller Meets and International Exhibitions, highlighting the industrial image of India. Copies of this film are distributed amongst Chambers of Commerce and Trade Associations, both in India and abroad, Indian missions in identified thrust markets and foreign missions in India.

(iii) Initiative for Technology Upgradation for Boosting Engineering Exports

One of the key initiatives of Department of Commerce, in partnership with EEPC India, is to enable upgradation of technology for boosting engineering exports. This is being attempted through bridging the gap between leading R&D Labs and industry for the development of cutting-edge export-oriented technologies. For this purpose, technology meets / industry- academia interactions are organized in specific industrial clusters to identify the products and processes for R&D support. The initiative aims

to sensitize the industry about various Government schemes available for technology upgradation and implementing the technology development initiatives in consultation with the industry requirements, in a cluster-based approach. Department of Commerce is working with Office of Principal Scientific Advisor and EEPC India in this endeavour.

Under the technology initiative, EEPC India has already entered into collaborations with International Institute of Waste Management (IIWM), National Institute of Design (NID) and various institutes of Council of Scientific & Industrial Research (CSIR) where the top scientists would help the engineering manufacturers in upgrading their technology and to help them to be at par with their global counterparts. In the prevailing COVID-19 pandemic scenario, EEPC India Technology Centre had organized a series of virtual seminars/webinars focusing some of the important areas like Quality Certification, Specialized Welding, Metrological and Inspection, Carbon Footprints, 3D Design and Printing, Reverse Engineering, Entrepreneurship and Engineering Start-up, Industry best practices viz. Japanese management and techniques for Industrial 5S of Housekeeping and Implementation, quality, and productivity improvement techniques. Along with the webinars, EEPC India Technology Centre had also carried out 13 3D modelling projects for some MSME units.

(iv) Export Promotion Activities

Department of Commerce undertakes various export promotion activities through EEPC India to demonstrate the capabilities of Indian engineering industry and to provide the overseas buyers with true value as propagated by Brand "India Engineering".

The COVID-19 pandemic and the consequent travel and other restrictions on mobility worldwide have adversely impacted global trade. India's engineering community, including exporters, has likewise been hit hard. To counter this situation, EEPC India has organized a series of virtual exhibitions, buyer seller meets and summits to help the exporting community in connecting with global buyers. The virtual exhibitions organised by EEPC India included

Pumps & Valves Expo 2021 with focus on Africa, ASEAN, LAC, Europe, SAARC and GCC covering product sectors like Pumps & Valves and their parts; Compressors; Pipes, Tubes and Fittings; Medical Devices Expo 2021 with focus on Africa, ASEAN, CIS, LAC, North America, SAARC covering product sectors like Medical Devices; Surgical & Laboratory Equipment and Healthcare Infrastructure and Supplies; India-ASEAN Engineering Partnership Summit 2021 sensitizing industry about various aspects of trade including emerging sectors for trade, policy regulations and Investment opportunities in all the ASEAN nations; India Electricity Expo 2021 focused on the electricity generation, transmission & distribution equipment and products from the allied sectors; Builder Hardware 2021 with focus on North America, EU, Middle East and West Asia (MEWA), North - East Asia, ASEAN, Africa, South Asia, CIS and Latin America covering product sectors like Cladding & Glazing; Windows, Doors & cladding railings; Builders' Hardware & Accessories; Construction Tools & Equipment; Pipes, Water supply equipment; Lighting and Electrical systems; Pre-engineered Building and modular construction; Furniture, Smart Building and Work safety equipment.

(v) EEPC India digital interface

EEPC India maintains a state of the art digital interface including web presence and mobile app and has already digitized most of the activities with a view to improve the delivery of services. Some of the noteworthy digital initiatives of EEPC India are online issuance of Registration cum Membership Certificate (RCMC), Certificate of Origin (both preferential and non-preferential), Member Export Returns, e-Store and Digital Catalogue, integrating with DGFT & e-Sanchit, etc.

(vi) Webinars

EEPC India in its endeavour to facilitate the members to continue the business momentum during COVID-19 Pandemic, started organising e-sessions/webinars since 2020. EEPC has organized around 215 webinars so far associating with over 33 Indian Missions abroad in USA, UAE, Germany, Vietnam, France, Oman, South Korea, Russia, Peru, Senegal, Mozambique, Botswana, Thailand, Guatemala, Honduras, El Salvador, Kuwait,

South Africa, Uzbekistan, Brazil, Canada, Mexico, Qatar, Kenya, Uganda, Nigeria, Tanzania, Switzerland, Sri Lanka, Ethiopia, EU, Vietnam, and Cameroon.

(L) Services Export Promotion Council (SEPC)

SEPC is an Export Promotion Council set up by Ministry of Commerce & Industry, Government of India for facilitating services export from India. SEPC acts as an interface between the services industry & Government and actively contributes in the formulation of policies of Government of India.

It organizes a large number of promotional activities both in India and abroad, such as Buyer-Seller Meets (BSM), trade fairs/exhibitions and India pavilion/information booths in selected exhibitions to demonstrate the capabilities of Indian Services Industry. SEPC members can avail the benefits of Services Exports from India Scheme (SEIS) and other schemes of Ministry of Commerce and Industry, Government of India.

(i) Role and functions of SEPC

SEPC serves as a platform of interaction between the services sector industry and policy makers in the Government. Specifically, it performs the following functions:

- ◆ Implements an export promotion strategy to promote services exports
- ◆ Facilitates overseas services enquiries
- ◆ Channelizes communication and publicity

(ii) SEPC has a mandate to promote following service sectors

- ◆ Healthcare services including services by nurses, physiotherapist and paramedical personnel
- ◆ Educational Services
- ◆ Entertainment services including Audio-visual services
- ◆ Consultancy Services
- ◆ Architectural Services and related services
- ◆ Distribution Services
- ◆ Accounting/Auditing and Book Keeping Services

- ◆ Environmental Services
- ◆ Maritime Transport Services
- ◆ Advertising Services
- ◆ Marketing Research and Public Opinion Polling Services/Management Services
- ◆ Printing & Publishing Services
- ◆ Legal Services
- ◆ Hotel and Tourism related services
- ◆ Others

(iii) Major promotional activities/events undertaken by SEPC during 2021-2022 are as follows:

- ◆ SEPC organized a Webinar on “India a Global Education Hub” on 9th June 2021 with 165 participants. The participants deliberated on India’s potential to become a major education hub for foreign students; challenges and opportunities, role of Government in promoting educational services exports from India, regulatory barriers in cross-border online education etc.
- ◆ SEPC in collaboration with The Policy Times and others organized a two days virtual “World Sustainability Summit 2021” on 4th-5th June 2021 on the occasion of the World Environment Day. The summit was attended by more than 1200 participants from 80 countries.
- ◆ SEPC in association with Indo-American Chamber of Commerce, North India Council organized the 2nd Indo-US Services Summit through virtual platform on 31st July 2021 to discuss the challenges, prospects and policy tailwind needed for components of the services industry including IT, Travel, Tourism & Hospitality, Healthcare, Energy and Media & Entertainment.
- ◆ SEPC organized an informative webinar on “Emerging Opportunities, Trends, and Potential of Advertising Services Exports from India” on 7th July 2021. The webinar concluded with insights to create awareness in the marketing and advertising sector to tap the potential of advertising exports in India.

- ◆ SEPC organized a webinar on “Taxation Issues in Services Sector” on 13th July 2021. The webinar was enriching and informative with key pointers shared on Trends & overview of taxation issues in services sectors in the global market, taxation issues faced by tourism service exporters, challenges faced by services sectors and strategy to overcome taxation issues compared to other markets and taxation reforms and expectations from FTP 2021-26.
- ◆ SEPC launched a new initiative ‘SEPC Master Class Series’ on 11th September 2021. The objective of the Master Class Series is to up-skill and train services exporters to attain resilience and competitiveness in their export business. The Master Class series would include workshops, training sessions and focused interactions for existing, upcoming and aspiring service exporters. It will be held on a monthly basis in hybrid mode in future.
- ◆ Azadi Ka Amrit Mahotsav - Vanijya Saptah: SEPC anchored a 2-day event - Vanijya Utsav in Karnataka and Uttarakhand on 21st and 22nd September 2021. The event promoted products and services exports from India.
- ◆ Global Services Conclave: SEPC organised maiden Global Services Conclave, “India Serves: Exploring Potential Growth Sector Beyond IT/ITes” on 9th November 2021 in New Delhi. The Conclave saw experts from the government, services industry, exporting community, academia and policymakers outlining a roadmap for India to achieve the target of US\$ 1 trillion services exports by 2030.

(M) Indian Oilseeds and Produce Export Promotion Council (IOPEPC)

Indian Oilseed and Produce Export Promotion Council (IOPEPC) is concerned with the Development and export promotion of Oilseeds, Oil and Oilcakes. It was formed on 23rd June 1956. IOPEPC, erstwhile known as IOPEA, has been catering to the needs of exporters since more than six decades. Besides focusing on exports, the Council also works towards strengthening the domestic supply chain by encouraging farmers, sellers, processors, surveyors

and exporters with an aim to enhance the quality of oilseeds in India.

The formation of IOPEA was, in fact, the first organized effort to promote and protect the interests of India's export trade in commodities like Oilseeds, Vegetable Oils and Oilcakes in a collective and concerted manner through a representative body.

(i) Implementation of Procedure for Export of Sesame Seed to EU

Ministry of Commerce, Government of India has shifted development and promotion of sesame seed to the Council. IOPEPC is committed to boost the Indian image as consistent supplier of quality Oilseeds and Oils to global markets.

Responding to the concerns of European Union regarding quality of sesame seed imported from India, IOPEPC has been assigned the responsibility of establishing a procedure for sesame seed export.

Accordingly IOPEPC accords recognition to warehouses and processing units which are engaged in the exports of sesame seed to EU. The Council also issued Certificate of Exports and Health Certificate for exports of sesame seed to EU.

(ii) Creation of Awareness amongst Farmers and Processors

The Council also organizes workshops for promotion of Good Agricultural Practices (GAP) amongst Indian farmers and training sessions for processing units for adoption of Hazard Analysis Critical Control Point (HACCP) and Good Manufacturing Practices (GMP). The Council has developed an educative film on various aspects of GMP with the objective of exporting groundnuts meeting quality norms of importing countries. The Council also has developed a film on GAP so that yield and quality of groundnuts is improved.

(iii) Addressing Aflatoxin and Pesticides Related Issue at the Farm Level

The importing countries are always concerned about the Aflatoxin (in case of groundnut), pesticides residues and other chemical and microbiological contamination in the agricultural products being supplied by other countries. In order to create

awareness amongst the farmers to control Aflatoxin and use safe and permissible pesticides, the Council organizes various activities (such as workshops, distribution of pamphlets) so that the problem is minimized at the farm level itself.

(iv) Strengthening Supply Chain

Regional Meetings at various parts in India are also organized so as to strengthen supply-chain and create awareness regarding the quality issues amongst stakeholders in the trade and industry such as exporters, processors, traders, brokers and service providers in oilseeds and oils sector.

(v) Following are outline of some of the key functions of the Council

(a) Fairs & Exhibitions

- ◆ Organising participation in International Trade Fairs most of which are approved under Market Assistance Initiative (MAI) Scheme of Department of Commerce, India.
- ◆ Participation in domestic Fairs to educate the visitors regarding export potential in various markets.
- ◆ Establishing contacts with the prospective buyers by organizing exclusive Buyer-Seller Meets (BSMs) both in India as well as in overseas markets.
- ◆ Organising visits of delegation of its members abroad to explore overseas market opportunities.

(b) Liaising with Government and Other Agencies

- ◆ As an association in the past and as an Export Promotion Council (EPC), IOPEPC serves as the common forum for the Indian oilseeds (including groundnuts) exporters, foreign buyers, the Indian Government, R&D agencies for oilseeds & edible oils in India, International agencies and many other official bodies & authorities globally.
- ◆ The Council regularly communicates with Indian Embassies, trade bodies and associations in various countries in order to resolve the issues faced by exporters in international markets. The Council also takes up issues with Indian authorities such as Customs, Banks, DGFT,

Agriculture Ministry and Plant and Quarantine authorities to ensure smooth exports from India.

(c) Defending Interests in Global Markets

- ◆ The business interest in the destination markets are defended by contesting trade distortion measures such as anti-dumping duty, safeguard duty and works towards removing non-tariff barriers impacting Indian exports.
- ◆ During the consultations at multilateral level such as WTO, UNCTAD; the Council provides inputs to the government to promote interests of India's oilseeds and derivatives products.
- ◆ The Council regularly communicates with Indian Embassies, trade bodies and associations in various countries in order to resolve the issues faced by exporters.

(d) Conducting Trade Meets, Surveys & Studies

- ◆ Conducting Crop Survey to assess the supply-demand situation well in advance so that effective export strategy can be chalked out.
- ◆ Conducting market surveys and providing market intelligence through various cluster studies, research reports & journals.
- ◆ Assisting and encouraging scientific, technical and economic research for oilseed & oils sector.

(e) Providing Effective Dispute Settlement Mechanism

The Council also acts as Institutional Arbitrator to provide speedy justice at much lower costs, thereby providing an excellent dispute redressal/settlement mechanism.

(f) Training and Productivity

- ◆ To increase productivity by upgrading technical skills of professionals engaged in the sector, the Council organizes various training programmes at different locations throughout India.
- ◆ Upgradation of infrastructure and quality to promote the export of agro products.
- ◆ Offering professional advice and services to members in areas of technology upgradation, quality improvement, standards and specifications, certification such as HACCP.

(g) Information Dissemination

- ◆ Circulation of government Notification/Public notices/Orders, Statistics, global events, government schemes, trade enquiries and other important articles related to Oilseeds and oils sector through emails as well as monthly News Bulletin.
- ◆ The Council also releases an annual Souvenir which provides concise trade information and Contact details of the members.

(vi) Activities undertaken by the Council during 2021-22 under Export Promotion Measures

Indian Oilseeds & Produce Export Promotion Council (IOPEPC) took multiple steps to ensure that oilseed export continue to be on the path of growth.

Following are key Trade promotion and related activities undertaken by the Council:

(a) Online Global Oilseed Conference (IGOC) 2020

During the year, Council organized its first Online Global Oilseed Conference (IGOC) during 15th-16th October 2020. Council received excellent response to the event and about 200 participants from India and abroad attended the meeting. Experts in oilseed trade and industry from various countries gave an overall view of markets, production, demand and supply and price forecast of Groundnut and Sesame seed. IOPEPC officials also presented very informative view on Global and Indian Groundnut, Sesame and other oilseeds.

(b) Trends in India's Foreign Trade Related to Oilseeds and Oils

- ◆ The size of oilseed export sector (oilseeds under the purview of the Council) is estimated at about Rs. 9444.81 crore during 2020-21 in comparison to Rs. 9502.15 crore in the previous year
- ◆ From export perspective, Groundnut and Sesame seeds are the two most important oilseeds for India. While Groundnut accounted for major share of total exports of oilseeds to the tune of 59.43% during 2020-21, Sesame

seed accounted for a share of 25.42% in total oilseed exports in quantitative terms

- ◆ During financial year 2020-21, Groundnut exports from India decreased marginally by 3.89% to 6,38,583 tons in comparison to previous year from 6,64,443 tons. However, in value terms Groundnut exports increased by 5.6% to Rs. 5,381.61 crore as compared to Rs. 5,096.39 crore during financial year 2019-20
- ◆ During the financial year 2020-21, Sesame seeds exports from India declined marginally by about 3% to a level of 2,73,126 tons from 2,82,257 tons in previous year. In value terms Sesame seed exports decreased by about 15% at 3,159.22 crore as compared to 3,723.31 crore during the financial year 2019-2020
- ◆ Many African countries, Pakistan and Bangladesh enjoy 8% import duty advantage over India for export to China which is the single largest importer

(c) Exports of Vegetable Oils

The exports of vegetable oils were dominated by Castor Oil and recorded an export volume of 10,40,843.13 tons valued at Rs. 11,151.72 crore during the year 2020-21 as against 6,82,325.60 tons valued at Rs. 7,383.32 crore during the previous year.

(N) TEXTILES

Initiatives/achievements in the area of textiles export

- ◆ Department of Commerce, under its Market Access Initiative (MAI) scheme has been providing financial support to various Export Promotion Councils (EPCs) and Trade Bodies engaged in promotion of textiles and garments exports, for organizing and participating in trade fairs, exhibitions, buyer-seller meets etc. Further, in the times of COVID-19 pandemic, virtual exhibitions are being organized by textile EPC as an alternative mode of marketing, in order to tap opportunities in the global markets.
- ◆ Continuation of Rebate of State and Central taxes and Levies (RoSCTL) has been approved on export of Apparel/ Garments and Made-ups

till 31st March 2024 at existing rates. Continuation of RoSCTL for Apparel/Garments and Made-ups is expected to make these products globally competitive by rebating all embedded taxes/ levies which are currently not being rebated under any other mechanism. It will provide a level playing field to the Indian textiles exporters.

- ◆ The Scheme for Remission of Duties and Taxes on Exported Products (RoDTEP) has been approved under which a mechanism would be created for reimbursement of taxes/ duties/ levies, at the central, state and local level, which are currently not being refunded under any other mechanism. This scheme is expected to boost India's textiles exports & competitiveness in the global markets.
- ◆ The launch of Mega Integrated Textile Region and Apparel (MITRA) Parks scheme has been announced under the Union Budget 2021-22 so as to enable the textile industry to become globally competitive, attract large investments and boost employment generation. Under this scheme 7 Textile Parks will be established over 3 years with world class infrastructure and plug and play facilities in order to enable and create global champions in textile exports.
- ◆ Product Linked Incentive (PLI) Scheme for Man-Made Fibre (MMF) Apparel, MMF Fabrics and Technical Textiles segments has been approved to promote the production of high value MMF Fabric, Garments and Technical Textiles in the country. The scheme will help create global champions in MMF apparel and Technical Textiles and will work towards capturing a substantial share in global trade in these segments.

(O) Pharmaceuticals Export Promotion Council (PHARMEXCIL)

Pharmaceuticals Export Promotion Council of India was established in 2004 under the Companies Act, 1956, keeping in mind the unique requirements of the Indian Pharmaceutical industry for export promotion.

The council has its headquarters in Hyderabad, with regional offices at Mumbai and New Delhi and Branch Offices in Ahmedabad, Chennai and Bengaluru. The Membership Strength of the Council was around

3881 as on 31st March 2021. Apart from acting as an interface with the Government, the Council also offers professional advice to its members in areas such as patent issues, compliance with regulatory requirements, technology up-gradation, trade related help etc.

Pharmexcil also acts as a nodal agency for issue of Registration cum Membership certificate. The products and services falling under the purview of Pharmexcil are Active Pharmaceutical Ingredients (API); Finished Dosage Forms (FDF); Herbal/Ayurveda; Unani; Siddha; Homeopathy; Biologics; Diagnostics; Surgicals; Nutraceuticals; Collaborative Research; Contract Manufacturing; Clinical Trials & Consultancy; Regulatory Services. A separate cell has been established within Pharmexcil to exclusively promote the Indian systems of medicines.

Council participates in the important exhibitions and fairs in various countries and also organizes international conferences and buyer seller meets in India. To help the members with updated information on patents, patents facilitation center has been established in Hyderabad.

(i) Export Performance

During 2020-21, Indian pharma exports grew 18.19% to reach US\$ 24.46 billion, spurred by strong demand for the country's generic drugs. The industry registered its best export performance in value terms last year despite the global pharma market shrinking by 1-2% in 2020. Drug formulations and biologicals remained the second-largest commodity exported by India. India's top 5 pharma exports destinations in 2020-21 were USA, South Africa, UK, Nigeria and Russia. Exports to the U.S., Canada and Mexico recorded a growth of 12.6%, 30% and 21.4% respectively.

Huge market opportunity is emerging for Indian manufacturers in the untapped but potential markets of LAC, Africa and Asia. Further, on account of its skill, cost and delivery advantages, there are strong growth prospects for India as an outsourcing destination for Contract Research and Manufacturing Services (CRAMS), clinical research, biotechnology, bio-informatics, etc.. Department of Commerce is working with CDSCO for promotion of newer products such as gene therapy, biosimilars, and specialty drugs

to drive the next phase of growth of exports.

(ii) Major Activities undertaken with the support of Pharmexcil

◆ **Brand India pharma project:** Brand India Pharma project has been launched since 2012 to promote Indian pharma products in the international markets and emphasis is being given on "Made in India" logos to highlight the potential of this sector and to project India as a preferred destination, due to quality and affordability. Pharmexcil entered into MoUs with Research Associations and Councils of various countries such as Korea, China, Philippines, Ukraine etc. to promote bilateral trade in pharmaceuticals. Mutual Recognition Agreements between the regulatory authorities of focus countries are also being followed up on a priority basis. Recognition of Indian Pharmacopoeia by trade partners such as South Asia, Africa and Latin American regions are also a priority. Following sustained efforts, Indian Pharmacopoeia has been accepted by Afghanistan and Ghana.

◆ **Reducing dependency on import of APIs:** India is heavily dependent on imports of APIs/ Key Starting Materials (KSMs)/Drug Intermediates (DIs) for meeting the requirements of the domestic sector as well as for manufacture of formulations. To contribute to strengthen the country's drug security, under the Self Reliance Initiative, Pharmexcil, with the financial support of DoC, prepared a detailed Project Report on ways to reduce India's import dependence on APIs/KSMs/Intermediate, for the benefit of Department of Pharma. Subsequently, Government has launched schemes for development of three Bulk Drug Parks and four Medical Device Parks across the country and introduced Production Linked Incentive (PLI) to manufacturers of bulk drugs and medical devices in these parks. PLI Schemes for Key Starting Materials (KSMs)/Drug Intermediates (DIs) and Active Pharmaceutical Ingredients (APIs) and high value products such as biopharmaceuticals, complex generic drugs, patented drugs or drugs nearing patent expiry have been launched.

◆ **Authentication system for pharma exports:**

To ensure that exports of spurious/fake/substandard medicines do not take place from India, the system of track and trace for export of pharmaceutical formulations from India has been introduced with effect from 10.01.2011 in phases. The industry has been able to adopt the system of barcoding on the secondary and tertiary levels of packaging, and also on primary level on voluntary basis. A technology neutral and user-friendly web portal 'iVEDA' (Integrated Validation of Export of Drugs and its Authentication) has also been developed by Pharmexcil and launched for authentication of drugs exported from India. The beta version of iVEDA portal has been launched on 24th June 2020.

- ◆ **Support to the Industry:** Department of Commerce supports Pharma industry through its scheme of reimbursement of product registrations abroad upto Rs. two crore per year, for encouraging industry to register more products in new and potential markets. DoC played a handholding role to the industry in overcoming constraints and disruptions caused due to COVID-19 and taking up issues with concerned line Ministries for resolution- especially logistics and supply chain disruptions. DoC has also been closely interacting with global regulatory agencies and Trade Ministries, Indian Missions to resolve the regulatory and market access issues faced by Indian industry in accessing foreign markets. The delay in inspections and issuing of GMP certificate by global regulatory authorities such as USFDA and EMA due to COVID situation were taken up strongly to expedite inspections and facilitate exports. Pharmexcil published Market & Regulatory Reports of the countries which are our top 30 export destinations for the guidance of Indian industry to adhere to global regulatory standards and regulations. Department of Commerce is also proactively working towards establishing footprints in under penetrated/potential international markets viz. Japan, Korea, China, Africa, and Indonesia etc.

- ◆ In view of enhanced vaccine production, the Department of Biotechnology (DBT) has set up two additional facilities to expedite testing and pre-release certification of the vaccines in its Autonomous Research Institutes National Centre for Cell Science (NCCS), Pune, and National Institute of Animal Biotechnology, (NIAB) Hyderabad. This will facilitate hassle free and speedy approvals. In order to promote exports of AYUSH, setting up of an AYUSH Export Promotion Council under the Ministry of AYUSH, has also been approved in June 2021.

- ◆ **Global Outreach and B2B Engagements:** Some of the major activities organized by Pharmexcil with the support of Department of Commerce are:

- Webinar on Mexico Medicines Procurement Tendering by UNOPS on 11th September 2020.
- India-Brazil Pharma Business Conference on 20th October 2020.
- Virtual Webinar on Pharmaceutical Cooperation and Regulatory Developments with Nigeria, Tanzania, Ethiopia, Sudan from 15th to 19th February 2021.
- Virtual INDO-LATAM Connect and Pharma BSM from 23rd to 27th February 2021.
- 4th Global Ayurveda Festival Virtual Conference & Expo from 12th to 19th March 2021.
- Indo-ASEAN Pharma Meet from 15th to 22nd March 2021
- Virtual BSM with CIS region with focus nations Russia, Ukraine, Uzbekistan, Kazakhstan, Uzbekistan and Turkmenistan from 22nd to 26th March 2021.
- Virtual Meeting of Indian pharma industry with PMDA, Japan on 7th May 2021.
- Pharmexcil in collaboration with the South Carolina Department of Commerce, USA have organized a Virtual Investors Meet to showcase the Opportunities in South Carolina for Life Sciences cluster on 10th June 2021.

- Sino-India Pharmaceutical Exchange on 22nd June 2021.
- India New Zealand Business Council Summit Panel Discussion on “Trade Regulations on 24th June 2021.
- Participation of Pharmexcil in BRICS Trade Fair 2021 (Virtual) held from 16th to 18th August 2021.
- Participation in Pharmaconex 2021 in Cairo, Egypt and India Pavilion from 3rd to 5th October 2021.

2. OTHER ORGANISATIONS

(A) Federation of Indian Export Organizations (FIEO)

The Federation of Indian Export Organisations (FIEO) was set up in 1965 as an Apex Body of the export promotion organisations. It is registered under the Societies Registration Act, 1860 (Act No. 21 of 1860) with its Headquarters in New Delhi. It has Regional Offices in Delhi, Mumbai, Chennai and Kolkata, and Chapters in Jaipur, Kanpur, Ludhiana, Amritsar, Ahmedabad, Indore, Hyderabad, Kochi, Bangalore, Coimbatore, Bhubaneswar, Ranchi and Guwahati. The FIEO is ISO 9001:2015 certified.

The FIEO has a direct membership of over 34,000. The Federation has been identified as an Export Promotion Council under Appendix 2T of the Foreign Trade Policy 2015-20. It has been designated as Registering Authority for status holder exporting firms and other exporters dealing in multi-products. It issues Registration-cum-Membership-Certificate (RCMC) to exporters. It also issues Certificate of Origin (Non-Preferential) which is required by many countries as proof of origin of the goods.

The FIEO provides an interface between Indian exporters and the Central and State Governments, financial institutions, ports, railways, surface transport and other agencies engaged in export trade facilitation. The Federation provides inputs to the Government on various matters of trade. It organises workshops, seminars, training programmes, open house meets, etc. It facilitates redressal of exporters' problems by taking them up with the authorities

concerned and also guides exporters on policy matters, international trade etc.

The FIEO organizes many country specific programmes to prepare the Indian exporters for various global markets. It exchanges business delegations, arranges exhibitions, organizes B-2-B meets with the members of trade from various countries. FIEO has been assisting the exporters on tapping digital technology to innovate and grow in the times of COVID-19. It is working in close association with all the stakeholders for recovery and rebound of trade with renewed vigour. FIEO is the India partner of the Enterprise Europe Network and assists MSMEs in internationalization. Exporters can also interact digitally with the DG & CEO, FIEO Dr Ajay Sahai, on every Wednesday from 3.00 PM onwards for seeking clarifications on the issues related to foreign trade.

The FIEO provides most of the services to the exporting community in online mode, through its website (www.fieo.org) and mobile app (Niryat Mitra). The Indian Trade Portal (www.indiantradeportal.in) is maintained by the Federation. The portal provides key information at tariff lines on India's export/import policies and export incentives like Duty Drawback, Transport and Marketing Assistance (TMA), Interest Equalisation Scheme, Goods and Services Tax (GST), Most Favoured Nation (MFN)/ preferential tariff, rules of origin, Sanitary and Phytosanitary measures (SPS) / Technical Barriers to Trade (TBT) of 87 markets etc. FIEO also publishes and circulates monthly e-bulletins - SPS Focus and TBT Focus, covering the global developments on SPS and TBT measures to the exporters, free of charges.

The Federation recognizes the achievements of the exporters and export facilitators and confers on them “Niryat Shree” and “Niryat Bandhu” Awards respectively.

The FIEO has undertaken various research projects/ studies and also initiated specific awareness sessions aimed towards export promotion. In order to mitigate the hardships of exporters due to shortage of containers, the FIEO has developed “Ease of Logistics Portal” (www.easeoflogistics.com). FIEO has also undertaken study of 20 districts under “Districts as export hubs initiative”.

(B) India Brand Equity Foundation (IBEF)

The India Brand Equity Foundation (IBEF) is a Trust established by the Department of Commerce, Ministry of Commerce and Industry, Government of India. IBEF's primary objective is to promote and create international awareness of Brand India in overseas markets and to facilitate dissemination of knowledge about Indian products and services. Towards this objective, IBEF works closely with stakeholders across government and industry. IBEF carried out several branding activities to support key initiatives and sectors in 2021-22. Highlights of some of the key initiatives are as follows:

(i) Promotion Campaign for Indian Toys

IBEF initiated the National Toy Campaign to promote Indian Toys in domestic as well as overseas markets. IBEF conducted multiple activities ranging from workshops to industry interviews. A full-fledged social media promotion campaign was done to enhance the importance of Indian toys and Indian manufacturers.

(ii) Made in India Campaign

In association with DPIIT, IBEF has conducted several activities for creation of a Made in India logo and has participated in several consultations.

(iii) Brand India Campaign

IBEF has worked on conceptualization and strategy for the Brand India campaign. The concept note has been prepared and presented at different levels. In addition, a contest was hosted for Brand India identities on MyGov platform.

(iv) Brand India Agriculture Campaign in Gulf countries

IBEF, in association with APEDA and Ministry of Agriculture, has designed a campaign to brand and promote Indian products in the Gulf countries. The objective of this campaign is to promote Indian Produce – Fruits & other Agricultural products in the Gulf countries. The expected outcome is to popularize Indian produce in the Middle East, Engage the Audience and bring more traction to the Indian Agricultural produce to boost exports.

(v) Branding and Promotion of 41st India Carpet Expo - Virtual Edition

Carpet Export Promotion Council (CEPC) organised the 41st India Carpet expo-Mega Virtual edition from 27th to 31st January 2021 in association with IBEF. IBEF played a crucial role in running the exhibition by promoting and branding the event across different social media and online platforms.

(vi) IBEF Website

IBEF continued to engage its target audience by disseminating credible and updated information about Indian business and economy through its website – www.ibef.org. The website received 5 million hits with 11 million page-views from 1st April 2021 to 30th September 2021. IBEF website ranks in the top 2,000 websites of India.

(vii) Branding support to Department of Commerce

IBEF has actively supported the Department of Commerce in the following activities:

- ◆ Preparation of presentation for Local Goes Global: Make in India for the World event on 6th August 2021.
- ◆ Online Essay Writing Competition for Vanijya Utsav under Azadi Ka Amrit Mahotsav celebrations.
- ◆ Social media marketing for Department of Commerce on an ongoing basis.

3. STATES/ UTS, SPECIFIC EXPORT STRATEGIES

In order to achieve better coordination with States and UTs, the Department of Commerce has nominated Additional Secretary / Joint Secretary level officers as nodal officers for institutionalizing a mechanism for regular and effective coordination and communication with States / UTs.

The nominated nodal officers are the single contact point for all matters related to the State / UT concerning the Department of Commerce. The nodal officers visit their allotted States / UTs from time to time. They work closely with the States/UTs on various trade related matters including formulation/ implementation of 'Export Strategy' and addressing any issues or impediments to trade.

Department of Commerce has been actively interacting and engaging with the State Governments / Union Territories to create an enabling environment to boost goods and services exports from the country by way of assisting them in formulating a comprehensive export strategy based on an assessment of State's strengths. To improve export performance in partnership with the States,

the States have been urged to identify items with export potential. Financial Assistance is also being provided by Department for formulation of Export Strategy of the State. So far, 24 States have prepared their Export Strategies. The Export strategies of 03 States (Odisha, Bihar and Rajasthan) are in the process of being finalized.

Chapter 6

COMMERCIAL RELATIONS, TRADE AGREEMENTS AND INTERNATIONAL TRADE ORGANIZATIONS

1. TRADE WITH EAST ASIA

ASEAN REGION

(I) INTRODUCTION

India announced its 'Look East Policy' in 1991 with a view to seeking greater engagement with East Asian countries. In 2014, the policy was upgraded to 'Act East Policy' which focuses on the extended neighborhood in the Asia Pacific Region. In order to address the economic cooperation content of the 'Act East Policy', a continuous dialogue is maintained with ASEAN (Association of South East Asian Nations) countries viz. Brunei Darussalam, Cambodia, Indonesia, Lao PDR, Malaysia, Myanmar, Philippines, Singapore, Thailand and Vietnam. Summit level engagements, Ministerial meetings and official level discussions are held in order to fulfil the objectives of Act East Policy.

(ii) Trade Framework

(a) Agreements with ASEAN

India and the ASEAN signed the Trade in Goods Agreement (AITIGA) under the broader framework of Comprehensive Economic Cooperation Agreement (CECA) between India and the ASEAN on 13th August 2009. The Agreement came into force on 1st January 2010 in respect of Malaysia, Singapore and Thailand and in case of other ASEAN countries on different dates in 2010 and 2011 as they completed their internal requirements. India is pursuing with ASEAN countries for review of AITIGA. During the 17th ASEAN-India Economic Ministers' Consultations held on 29th August 2020, the Ministers from India and ASEAN instructed the senior officials to start the discussions to determine the scope of the AITIGA review. The Scope of review is under discussion.

India and ASEAN Member countries have also signed Agreement on Trade in Services and Agreement on Investment. These Agreements came into effect from 1st July 2015.

(b) India-Singapore Comprehensive Economic Cooperation Agreement (CECA)

A Comprehensive Economic Cooperation Agreement (CECA) was signed with Singapore on 29th June 2005 which became operational from 1st August 2005. The

1st Review of India-Singapore CECA was concluded on 1st October 2007 and the 2nd Review was concluded on 1st June 2018. The 3rd Review of India-Singapore CECA was launched on 1st September 2018. The scope of the review is under finalization between both parties. India is looking to expand the service schedule in the CECA for increased market access and benefits.

(c) India-Malaysia Comprehensive Economic Cooperation Agreement

A Comprehensive Economic Cooperation Agreement (CECA) was signed with Malaysia on 18th February 2011 which became operational from 1st July 2011. Under the CECA, India and Malaysia have offered commitments over and above the commitments offered by them under ASEAN-India Trade in Goods Agreement (AITIGA).

(d) India-Thailand Free Trade Agreement

India and Thailand signed a Framework Agreement on 9th October 2003 for establishing an India-Thailand Free Trade Agreement. There is an Early Harvest Scheme under this Framework Agreement comprising 84 items of mutual interest for which both sides agreed to make tariff concessions in a phased manner with 100% reduction by 1st September 2006.

(iii) Project Development Fund for CLMV (Cambodia, Laos, Myanmar, Vietnam) Region

The Project Development Fund (PDF) with a corpus of Rs. 500 crore has been created to facilitate Indian investments in the CLMV region. The PDF is to be operated through the Exim Bank. The PDF will be used to identify projects, which supports Regional Value Chain (RVC) and help integrate Indian companies into the RVC. The projects identified under the initiative will be incorporated through Special Purpose Vehicles (SPVs) in CLMV countries. The PDF is being monitored and administered by an Inter-Ministerial Committee (IMC). As per the pre-feasibility study undertaken by the EXIM bank, four projects in CLMV region for setting up of Multi-Specialty Hospitals/ Medical college/ Educational Institute/ Pharmaceutical Manufacturing Unit were approved by IMC in April 2017. Detailed Project Reports for these projects have been prepared and it has recently been decided to initiate the process for

setting up of SPV (Special Purpose Vehicle) for two projects in Cambodia and Vietnam.

(iv) Recent trade related activities

(e) 1st India-Indonesia Working Group on Trade and Investment (WGTI) Meeting

The 1st meeting of recently constituted India-Indonesia Working Group on Trade and Investment

(WGTI) was held virtually on 5th August 2021. The two sides reviewed the bilateral trade and discussed ways and means to enhance bilateral trade and investment. The Indian side took up the issues related to market access for agricultural and animal products, export duty and levy imposed on palm oil by Indonesia, issues related to pharma sector, auto sector and service sector etc.



1st India-Indonesia Working Group on Trade and Investment (WGTI) meeting (virtual)

(f) Annual ASEAN-India Senior Economic Officials' and Economic Ministers' meetings

The 33rd and 34th SEOM-India Consultations (ASEAN-India Senior Economic Officials' Meeting), organized by ASEAN Secretariat, were held virtually on 15th June 2021 and 11th August 2021 respectively. These were followed by 18th AEM-India Consultations (ASEAN-India Economic Ministers' Meeting), also

organized by ASEAN Secretariat virtually, on 14th September 2021. The Indian side was represented by Ms. Anupriya Patel, Hon'ble Minister of State for Commerce and Industry. The Ministers exchanged views on their respective response to the economic impact of COVID-19 pandemic and the initiatives being taken to mitigate the impact. The Ministers also reviewed the progress made in the Scoping exercise for AITIGA review.



18th ASEAN-India Economic Ministers' Meeting

(v) ASEAN Trade

India's trade with ASEAN countries was US\$ 78.91 billion during the year 2020-21 and US\$ 68.72 billion during 2021-22 (April - November). Major destinations for India's exports and imports in the region are Singapore, Indonesia, Malaysia, Vietnam

and Thailand. The principal commodities of export include Mineral Fuels and its products, Iron & Steel, Engineering Products, Organic Chemicals and Bovine Meat. The principal commodities of import include Palm oil, Coal, Mineral Fuels, Electronic products, Plastic & articles and Organic chemicals.

Country-wise Trade Figures for ASEAN Region*(Values in US\$ million)*

S. No.	Country	2020-2021			2021-2022 (April-November) (P)		
		Export	Import	Total Trade	Export	Import	Total Trade
1	Brunei	62.91	329.25	392.16	26.64	329.32	355.96
2	Cambodia	168.86	39.35	208.21	111.12	53.05	164.17
3	Indonesia	5,026.21	12,470.17	17,496.38	5,121.57	11,233.54	16,355.11
4	Lao PD RP	27.34	1.70	29.03	10.36	0.47	10.83
5	Malaysia	6,057.68	8,373.05	14,430.73	4,483.52	7,726.75	12,210.27
6	Myanmar	772.56	526.79	1,299.35	523.94	599.49	1,123.43
7	Philippines	1,457.30	572.47	2,029.77	1,403.57	478.29	1,881.86
8	Singapore	8,675.50	13,304.92	21,980.41	7,328.78	11,178.53	18,507.31
9	Thailand	4,237.59	5,682.27	9,919.86	3,485.09	5,817.58	9,302.67
10	Vietnam	4,999.64	6,120.66	11,120.30	4,437.74	4,372.08	8,809.82
Total		31,485.59	47,420.63	78,906.22	26,932.34	41,789.10	68,721.44
India's Total		2,91,808.48	3,94,435.88	6,86,244.36	2,63,948.31	3,81,457.76	6,45,406.07
% Share		10.79	12.02	11.50	10.20	10.96	10.65

Source: DGCI&S

(P): Provisional

2. TRADE WITH NORTH EAST ASIA**North East Asia**

India's trade with the North East Asia (hereafter NEA) region comprising People's Republic of China, Hong Kong, Republic of Korea (South Korea), Japan, Taiwan, Democratic People's Republic of Korea (North Korea), Mongolia and Macao stood at US\$ 150 billion during 2020-21, which is a decrease of 1.96 % over the previous year. Exports to the NEA region were of the order of US\$ 42.11 billion during 2020-21, registering a positive growth of 8.95% over the last year. Imports from the region decreased by 5.4% to US\$ 108.14 billion during 2020-21. The trade deficit

with NEA countries during 2020-21 has decreased to US\$ 66.02 billion from US\$ 75.69 billion in 2019-20.

(i) Commodity Composition with NEA Region

The commodity composition of India's trade with the NEA region has undergone many changes and has been driven by trade policy, movements in international prices, and the changing pattern of domestic demand. Major items of export include pearl, precious, semiprecious stones, petroleum products, iron ore, iron & steel and organic chemicals.

Major items of import from the region include

electronics components, telecom instruments, industrial machinery for dairy products, computer hardware, peripherals, organic chemicals.

(ii) Trade Agreements

(a) India-Korea CEPA

A Comprehensive Economic Partnership Agreement (CEPA) between India and Republic of Korea was signed on 7th August 2009 and came into force on 1st January 2010. The two sides commenced negotiations for upgradation of CEPA in 2016 and have agreed in-principle on an Early Harvest Package (EHP) in Goods, Rules of Origin and Services subject to each country's domestic approval procedures. Eight rounds of upgradation negotiations have been held so far with last round held on 2nd-3rd March 2021.

(b) India-Japan CEPA

A Comprehensive Economic Partnership Agreement (CEPA) between India and Japan was signed on 16th February 2011 which came into force on 1st August 2011. Under the institutional mechanism of CEPA, the 6th Joint Committee meeting was held on 15th January 2021 virtually. Under the provisions of India-Japan CEPA, India has requested Japan to initiate the process of review of the Agreement to ascertain mutual gains for both the sides.

(iii) Recent Trade Related Activities

(a) China

- ◆ **Bridging Trade Deficit:** The wide trade deficit with China has been a matter of concern over the years. In the last four years the trade deficit has been showing a declining trend and was US\$ 44 billion in 2020-21, with exports exhibiting growth and imports registering a decline. Our exports to China rose to US\$ 21.18 billion in 2020-21 as against US\$16.61 billion in 2019-20 whereas imports have marginally decreased to US\$ 65.21 billion in 2020-21 as against US\$ 65.26 billion in 2019-20. The trade deficit has decreased by US\$ 4.6 billion in 2020-21 as compared to the previous year.
- ◆ Regular efforts are being made in consultation with our Mission to engage with the Chinese

side to resolve the issues related to market access. FT(NEA) Division held three meetings with GACC China on 10.8.2020, 22.12.2020 and 15.6.2021 to discuss COVID-19 related preventive measures adopted by Indian marine enterprises while exporting marine products to China.

- ◆ COVID-19 pandemic in China during February 2020 had impacted the supply chains in items where we are dependent on imports from China. FT-NEA Division sensitized the exporters/EPCs on alternate sources of supply and facilitated EPCs with overseas missions for building contacts with their respective counterparts for sourcing the material/products and also for supplying these products to them. Several digital seminars, meetings etc. have been facilitated by our Missions.

(b) Korea

- ◆ Governments of India and South Korea signed an MoU on Future Strategy Group on 9th July 2018, with Ministry of Commerce and Industry and the Ministry of Science and Technology being the signatories from the Indian side. The purpose of MoU for establishing an India-Korea Future Strategy Group is to jointly harness the future technologies and to promote bilateral cooperation in the fields of applied science and industrial technologies. Two projects under the focus area of Future Manufacturing and four projects with focus area on the sectors of Digital Transformation, Future Manufacturing, Future Utilities and Healthcare are under implementation.
- ◆ India and Korea commenced negotiations for upgradation of CEPA in 2016 to explore the possibility of streamlining tariffs in goods and Rules of Origin, and enhance the services, trade & investments. The Ministers of the two countries met in July 2018, and agreed on the Early Harvest Package, subject to each country's domestic approval procedure. During the inter-session round of negotiations held on 3rd-4th March 2021, focus has been given to resolve the issues relating to trade deficit, Non-Tariff Barriers (NTB) and market access within the scope of IKCEPA.

- ◆ Korea accepted our long pending demand for discontinuing of pre-clearance of mango by South Korean inspectors from mango season 2020 and to entrust the responsibility to Indian NPPO for export to Korea RP.

- ◆ The trade deficit has decreased by US\$ 2.7 billion in 2020-21 as compared to the previous year.

(c) Japan

- ◆ India has reiterated its desire for review of India Japan CEPA during the 6th Joint Committee meetings held on 15th January 2021 virtually. However, a positive response from the Japanese side is still awaited.
- ◆ Japan has entrusted to India's National Plant Protection Organization (NPPO) the export inspection of Indian mangoes instead of pre-clearance by Japanese Inspectors.
- ◆ Japan has accepted our long pending demand for discontinuing of 100% mandatory inspection of Black Tiger shrimp by Japanese inspectors before exports to Japan. Japan, will now subject the Indian Cultured Black Tiger shrimp to the regular monitoring system following the track record of past inspections.

(d) Taiwan

- ◆ India and Taiwan hold meetings under the institutional mechanism of Working Group on Trade (WGT). So far, 6 WGT meetings have been held, 3 in India, 2 in Taiwan and 1 in virtual mode. 6th WGT meeting was held virtually on 22.10.2021. During this meeting, India and Taiwan signed the mutual recognition of organic certification paving the way for mutual recognition of each other's organic products.
- ◆ A meeting on Cooperation in Services sector including IT/ITeS, Traditional system of medicine and Tourism, was held virtually on 28th January 2021. Both sides agreed to prepare roadmap for one year in field of IT/ITeS and Tourism. The two sides also agreed to take forward the cooperation in the traditional medicine and to organize seminars and synopsis in traditional medicine.

3. TRADE WITH SOUTH ASIA AND IRAN

(A) South Asia

FT (South Asia) division in Department of Commerce looks after the trade related issues in respect of Afghanistan, Bangladesh, Bhutan, Maldives, Nepal, Pakistan and Sri Lanka.

(i) Afghanistan

Under Strategic Partnership Agreement between Afghanistan & India, a Joint Working Group (JWG) on Trade, Commerce and Investment functions between the two countries, at the level of Commerce Secretary, to discuss the issues related to trade and economic co-operation. The third meeting of the JWG was held in October 2018 at Kabul, where several bilateral trade and connectivity related issues were discussed. Consequent to the discussion in the meeting, Afghanistan has agreed to recognize the Indian pharmacopeia, which is expected to facilitate Indian pharmaceutical exports to Afghanistan.

(ii) Bangladesh

The Bilateral Trade Agreement between India and Bangladesh provides for expansion of trade and economic cooperation without any preferential tariffs. However, India has provided zero duty market access to Least Developed Countries (LDC) members of SAFTA including Bangladesh, on all tariff lines, except for 25 lines related to liquor and tobacco.

Both countries are engaged in strengthening the trade relations by exploring prospects of entering into a bilateral Comprehensive Economic Partnership Agreement (CEPA) covering goods, services and investment through a joint study, enhancing and facilitating trade and investment relations through constitution of an India-Bangladesh CEO Forum, enhancing border trade infrastructure development between the two countries, etc.

India's exports to Bangladesh are being facilitated by identifying and resolving issues which adversely affect such exports. Efforts are being made to improve connectivity and border trade infrastructure. Efforts are also being made for removal of all port restrictions from all locations. The Sub-group on Infrastructure has been constituted to identify and resolve

infrastructural and procedural constraints, Land Customs Stations between India and Bangladesh, through regular meetings. Implementation of the Agreement on use of Chattogram and Mongla port for movement of goods to and from India, since October 2019, is also expected to enhance trade linkages of the states in North Eastern India with other parts of the world, through Bangladesh.

India and Bangladesh have established Border Haats to promote well-being of the people dwelling in remote areas by establishing traditional system of marketing the local produce through local markets. In addition to the existing Border Haats at four locations, the 1st phase of the construction of three Border Haats in Meghalaya was completed and they were inaugurated jointly by the Hon'ble Prime Minister of India and Hon'ble Prime Minister of Bangladesh on 27.03.2021. Both countries have also agreed to establish six additional Border Haats for which the identification of locations is in progress.

(iii) Bhutan

The trade between India and Bhutan is governed by Agreement on Trade, Commerce and Transit, which prescribes free trade between the two countries. No basic customs duty is levied on import of any product from Bhutan or export to Bhutan. Further, the trade is carried out in Indian Rupees and Bhutanese currency (Ngultrums). The Agreement also provides transit facilities to landlocked Bhutan to facilitate its trade with third countries and movement of goods from one part of Bhutan to another through Indian territory.

A Commerce Secretary level bilateral meeting was held between India and Bhutan on trade and transit issues, at New Delhi on 3rd November 2021. A Letter of Exchange (LoE) to include seven additional entry/exit points in the protocol of the India-Bhutan Agreement on Trade, Commerce and Transit was also signed during the meeting.

(iv) Nepal

The bilateral trade between India and Nepal is governed by the India-Nepal Treaty of Trade, which was last renewed on 27th October 2016 for a further period of seven years. Under the Treaty, India has

provided duty free market access to almost all the products imported from Nepal, except few products relating to tobacco, perfumes, cosmetics and alcohol. Some tariff rate quotas (TRQs) are applicable on the import of four products, namely Vegetable fats, Acrylic yarn, Copper products and Zinc Oxide from Nepal. Both countries have agreed to undertake a comprehensive review of the Treaty of Trade. India also allows transit of third country goods destined to Nepal and export of Nepalese goods to third countries through its territory, which is governed by the India-Nepal Treaty of Transit. Under the Treaty, the transit of goods takes place through designated routes under a defined procedure.

As a bilateral mechanism to review the issues relating to bilateral trade, transit and unauthorized trade related issues, an Inter-Governmental Committee (IGC) functions at Commerce Secretary level. Apart from IGC, an Inter-Governmental Sub-Committee (IGSC) also functions at the level of Joint Secretary.

Both sides are working on several projects to improve trade infrastructure and connectivity, including development of Integrated Check Posts (ICPs) on India – Nepal Border. The ICPs at Raxaul and Jogbani are already operational and other locations have been identified for such development, on the basis of a variety of factors including trade volume.

(v) Sri Lanka

The India-Sri Lanka Free Trade Agreement (ISFTA) has been in operation since 1st March 2000. Under this Agreement, both countries agreed to phase out trade tariffs from each other within a fixed time frame except for those items in the Negative List of each other. India has provided duty-free market access to almost all the lines, and on 429 products no concessions are given. Tariff rate quotas have been prescribed by India on import of apparel, tea, pepper, desiccated coconut and Vanaspati, bakery shortening and margarine from Sri Lanka. Under ISFTA, Sri Lanka has provided duty-free access for almost all the products except 1180 products, on which no tariff concessions have been provided under ISFTA.

(vi) Pakistan

There is no bilateral agreement between India and

Pakistan. The bilateral trade mainly takes place under the Agreement of South Asian Free Trade Area (SAFTA). No bilateral meeting on trade related issues, has taken place in recent past. Government has levied a duty of 200% on all products originating in or exported from Pakistan.

Restrictions in the nature of prohibition of certain products and port restrictions were already in place on import of products by Pakistan from India. In August 2019, bilateral trade with India was completely suspended by Pakistan. Subsequently, partial relaxation has been provided by Pakistan for import of certain pharmaceutical products from India.

(vii) Maldives

The bilateral trade between India and Maldives is facilitated by a Trade Agreement between the two countries. The agreement does not prescribe any preferential tariffs for the imports of products into the other country, and is only a facilitative mechanism for enhancement of bilateral trade. Under the provisions of the Agreement, India facilitates provision of essential commodities to Maldives. The relevant Notifications for this purpose were processed and issued in July 2021.

(B) Trade with Iran

A Joint Working Group (JWG) between the Ministry of Commerce and Industry in India and the Ministry of Industry, Mine & Trade in the Islamic Republic of Iran is functioning at the level of Commerce Secretary to discuss the issues related to bilateral trade between the two countries. In the last meeting of the JWG, both sides agreed to commence text-based negotiations for the Preferential Trade Agreement (PTA). Text based negotiations for the proposed PTA are in progress. The fifth round of negotiation was held in Iran during 12th-13th February 2020.

Efforts are also being made to address the emerging challenges affecting India-Iran bilateral trade as a consequence of international developments.

4. TRADE WITH AFRICA

(A) Trade with Sub-Saharan Africa

India's total trade with Sub Saharan Africa (SSA)

region during 2020-21 was US\$ 46.82 billion as compared to US\$ 55.70 billion in 2019-20. While India's exports to SSA region in 2020-21 was US\$ 22.93 billion vis-a-vis US\$ 23.55 billion in 2019-20, India's imports were to the tune of US\$ 23.89 billion in 2020-21 as compared to US\$ 32.15 billion in 2019-20.

During the period April-November 2021, there has been a significant growth of 78.45 % in the bilateral trade vis-à-vis the corresponding period last year. India's exports to the SSA Region recorded a growth of 56.54 %, from US\$ 13.52 billion in April-November 2020 to US\$ 21.17 billion in April-November 2021, while India's imports from SSA region registered a growth of 102.14 % during the same period (i.e., from US\$ 12.51 billion in April-November 2020 to US\$ 25.28 billion in April-November 2021).

(i) Comprehensive Economic Cooperation and Partnership Agreement (CECPA)

India and Mauritius signed the Comprehensive Economic Cooperation and Partnership Agreement (CECPA) on 22nd February 2021 which entered into force on 1st April 2021.

The CECPA is the first trade Agreement signed by India with a country in Africa. The Agreement is a limited agreement, which will cover Trade in Goods, Rules of Origin, Trade in Services, Technical Barriers to Trade (TBT), Sanitary and Phytosanitary (SPS) measures, Dispute Settlement, Movement of Natural Persons, Telecom, Financial services, Customs Procedures and Cooperation in other Areas.

The India-Mauritius CECPA provides for an institutional mechanism to encourage and improve trade between the two countries. The CECPA between India and Mauritius covers 310 export items for India. As regards trade in services, Indian service providers will have access to around 115 sub-sectors from the 11 broad service sectors.

(ii) India and Southern African Customs Union (SACU) Preferential Trade Agreement (PTA)

The negotiations for a Preferential Trade Agreement (PTA) between India and SACU (Southern African Customs Union consisting of South Africa, Botswana, Lesotho, Namibia, Swaziland) was started in the year

2002 and five rounds of negotiations have been held. The last round was held in New Delhi in October 2010. Later the negotiations got stalled for political reasons within SACU. A Senior Official meeting (SOM) was held on 15th July 2020 wherein it was decided to revive the PTA negotiations between India and SACU. Both sides also agreed on the time lines for exchange of trade and tariff data, and submission of revised modalities for PTA negotiations. Further action is in progress accordingly.

(iii) Cotton Technical Assistance Programme (C-TAP) Phase -II

During the Partners' Conference organized as part of the inaugural of World Cotton Day celebrated by World Trade Organization (WTO) on 7th October 2019 at Geneva, Government of India announced the launch of the second phase of C-TAP, scaling up the Programme to cover 5 additional African countries, making a total of 11 countries (Benin, Burkina Faso, Chad, Mali, Malawi, Nigeria, Uganda, Ghana, Togo, Tanzania and Zambia) over a five - year period. Focus of Cotton TAP – II is for increasing cotton production and improving the post - harvest and plant by-products industry in the participating countries, as well as building the capacity of the cotton - based textile sector.

The activities relating to the implementation were affected due to COVID-19. Action for carrying forward the activities under the programme are underway now.

(iv) Tenth session of India-Kenya JTC

The Senior Officers' Meeting (SOM) for the Tenth Session of India-Kenya JTC under the co-chairmanship of Joint Secretary (FT-Africa), Department of Commerce was held on 18th October 2021 [through virtual platform].

Both sides reviewed the existing bilateral trade and investment and agreed to enhance the economic and commercial partnership between the two countries.

(v) The 16th CII –EXIM Bank Digital Conclave

The 16th CII –EXIM Bank Digital Conclave on India-Africa Project Partnership was held from 13th - 15th July 2021 with the support of Ministry of Commerce &

Industry and the Ministry of External Affairs. The deliberations covered a multitude of aspects of India – Africa collaboration, including the trade and investment potential. While discussions focused on traditional sectors of partnership - Infrastructure, Energy, Agriculture, Financing, etc., emphasis was also laid on services sector such as Healthcare & Pharmaceuticals, Tourism & Hospitality and IT/ITeS. Aspects of African Continental Free Trade Area (AFCFTA) were also deliberated upon, as it has the potential to harmonise standards and accelerate trade and investments between the Regions. The Conclave witnessed participation of 32 Ministers from 18 African countries; 3 Indian Ministers (CIM, EAM and MoS for External Affairs) apart from other senior Government officials from India and Africa. The conclave had more than 3000 registered delegates from 74 countries including 47 from Africa and 27 from other parts of the world.

(vi) Meeting with Indian missions in Africa Division

The Department of Commerce, in consultation with stakeholders, have set a target (of US\$ 400 billion) for Indian exports in the current year, 2021-22.

With a view to achieve the target set for each of the countries in SSA region, virtual meetings were held with commercial representatives of Missions in Africa to discuss the opportunities and challenges to promote the bilateral trade between India and these countries. The missions were also encouraged to continue with their efforts to engage with the Indian exporters and Export Promotion Councils (EPCs) in organizing / promoting virtual business events, understanding of business environment, requirements and available opportunities.

5. TRADE WITH WEST ASIA AND NORTH AFRICA (WANA)

The total bilateral trade between India and WANA region was US\$ 119.81 billion in 2020-21. India's exports to WANA region were at US\$ 38.54 billion in 2020-21 whereas imports from WANA region stood at US\$ 81.27 billion in 2020-21. Major commodities of export from India to WANA region include petroleum products, gold and other precious metal jewellery, basmati rice, pearls, precious and semiprecious stones etc. Crude petroleum, petroleum products, pearl,

precious and semiprecious stones, manufactured fertilizers, etc. are the leading commodities imported by India from WANA region.

(i) India-UAE Comprehensive Economic Partnership Agreement (CEPA) Negotiations

India-UAE CEPA negotiations were launched on 22nd September 2021 during the visit of UAE delegation led by H.E Dr. Thani bin Ahmed Al Zeyoudi, Minister of State for Foreign Trade of UAE to New Delhi during 22nd - 24th September 2021. Three rounds of negotiations on India-UAE Comprehensive Economic Partnership Agreement (CEPA) have been held. Last round was held during 6th -10th December 2021 in New Delhi to finalize the Text of the India-UAE CEPA and Schedule of Concessions. The Agreement is proposed to be signed by March 2022. During the negotiations, both sides reiterated the importance of the India-UAE CEPA and its potential to not only expand economic and investment opportunities, but mark a new phase of cooperation and collaboration. The UAE is currently India's third-largest trading partner with bilateral trade in 2019/2020 valued at US\$ 59 billion. This new strategic economic agreement is expected to increase bilateral trade in goods to US\$ 100 billion within five years of the signed agreement and increase trade in services to US\$ 15 billion.

(ii) India-Israel Free Trade Agreement (FTA)

India and Israel have been negotiating FTA which seeks to mutually benefit in the area of trade in goods and trade in services. Nine rounds of negotiations have been held so far. Last round was held in Israel on 19th-20th February 2018. Announcement of resumption of India Israel FTA negotiations was made during visit of Hon'ble External Affairs Minister Dr S. Jaishankar to Israel on 17th-18th October 2021. Both sides are aiming to conclude the negotiations by June 2022, keeping in mind each other's sensitivities.

(iii) Meeting with Indian Missions in WANA Countries

Digital Video Conference (DVC) with Commercial Wings of Indian Missions in WANA region were held regularly to discuss the various opportunities and challenges to promote the bilateral trade between

India and these countries. Discussion also took place on measures to facilitate, achieving the target of exports of US\$ 400 billion set for the year 2021-22.

6. TRADE WITH LATIN AMERICAN & CARIBBEAN

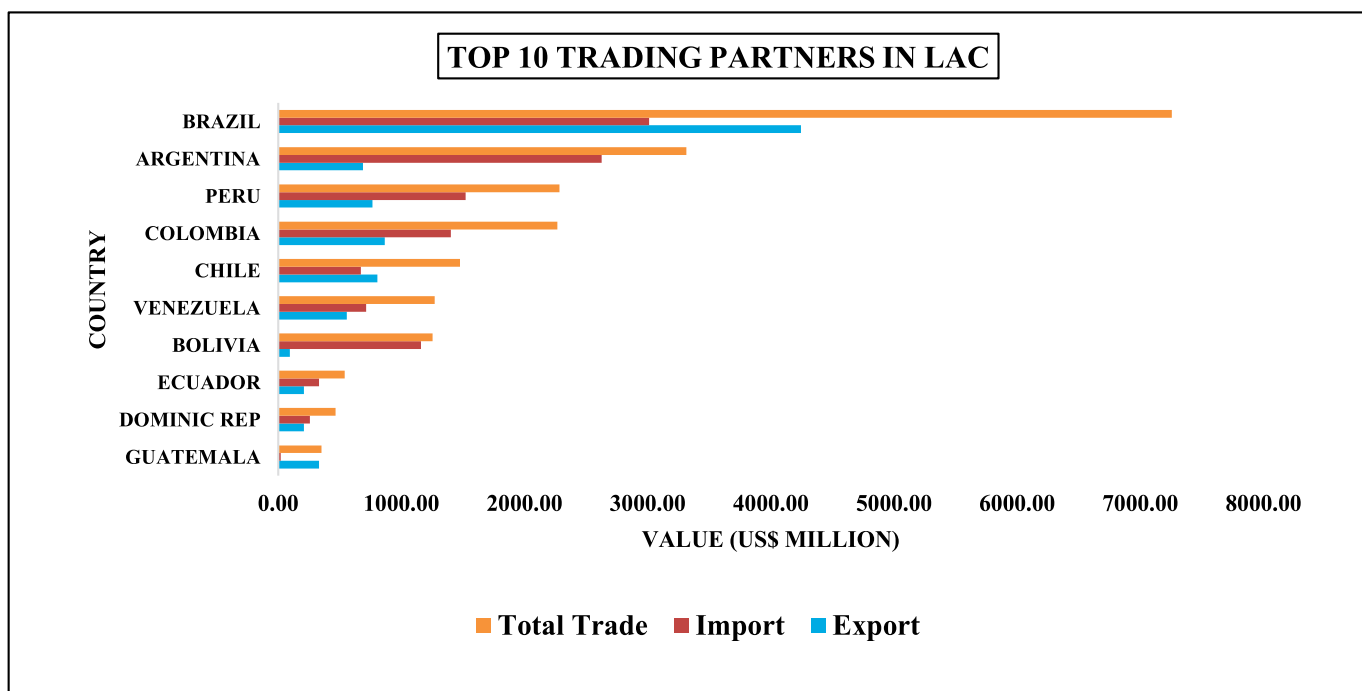
(i) Relations with Latin American and Caribbean Countries

Latin America & Caribbean region has emerged as potential growth market for India with significant complementarities and synergies in trade and business. Latin America & Caribbean (LAC) region comprises of 43 countries. India is among Latin America's top ten global export destinations. Total bilateral merchandise trade with the region increased from US\$ 1.49 billion in 2000-01 to US\$ 22.58 billion in 2020-21. LAC region accounts for 3.30 % of India's Global trade.

India's exports to LAC region stood at US\$ 10,103.87 million and imports at US\$ 12475.91 million during 2020-21. India's exports to LAC has increased by 0.45% while imports from LAC has decreased by (-) 26.93% during 2020-21 with respect to same period of previous year. India's trade deficit with LAC has reduced to US\$ (-) 2372.04 million during 2020-21 from US\$ (-) 7015.94 million during 2019-20.

Brazil, Argentina, Peru, Colombia, Chile, Venezuela, Bolivia, Ecuador, Dominic Republic and Guatemala are the top ten trading partners. Largest importers of Indian merchandise in LAC Region are Brazil (42.01 %), Colombia (8.56 %), Chile (7.97 %), Peru (7.57 %), Argentina (6.81 %), Venezuela (5.51 %), Guatemala (3.28 %), Dominic Republic (2.07 %), Ecuador (2.06 %) and Honduras (1.62 %).

India's Imports from LAC countries is highly concentrated in the hands of a few economies. The top Importing partners of India in LAC region are Brazil (24.15 %), Argentina (21.06 %), Peru (12.19 %), Colombia (11.24 %), Bolivia (9.29 %), Venezuela (5.72 %), Chile (5.38 %), Ecuador (2.67 %), DominicRep (2.06%) and Trinidad (1.52%), constituting (95.29%) of India's total imports from LAC. The graph below highlights the top 10 Trading Partners in LAC region.



Source: DGCI&S

India's exports to LAC region are diversified and dominated by finished products like Agro chemicals; Drug formulations; Petroleum products; Motor vehicles & cars; Two & three wheelers; Man-made fabrics, Yarn, Fabrics & made-ups; Organic chemicals; Bulk drugs & drug intermediaries; Auto components; and Cotton Yarn. India's imports from LAC region are primarily commodities which are inputs and raw materials to our industries and comprise of Gold, Petroleum crude, vegetable oils, sugar and bulk minerals & ores.

(ii) Engagement with LAC Region

In order to promote India's trade with LAC region countries, consistent efforts are made to engage partner countries through various mechanisms i.e. Joint Economic Trade Committees, Trade Monitoring Mechanism, Joint Committee of Business Development Cooperation and Preferential Trade Agreements.

(iii) Institutional Mechanisms

(a) India-Costa Rica Joint Economic Trade Committee (JETCO): Within the framework of the Memorandum of Understanding (MoU) signed in 2013 on Economic Cooperation between India and Costa Rica, protocol for India-Costa Rica Joint Economic Trade Committee

(JETCO) has been signed in June 2021 with the objective to promote trade, economic and technical cooperation on the basis of mutual advantage.

(b) India- Brazil Trade Monitoring Mechanism (TMM):

TMM was established consequent to the bilateral meeting held between India and Brazil on the sidelines of 3rd IBSA Business Summit held in October 2008. The objective is to identify bottlenecks and take appropriate measures to overcome operational/ tariff obstacles to bilateral trade. Five meeting of TMM was held till now, with last meeting organized on 24.01.2020.

(c) Indian-Argentina Joint Trade Committee (JTC):

Article XI of the Trade Agreement signed in 1981 between India and Argentina mentions creation of Joint Trade Committee. Three meeting of JTC have been held till now, the 3rd meeting was held on 20.10.2020.

(d) India-Ecuador Joint Economic & Trade Committee (JETCO):

Within the framework of the Memorandum of Understanding (MoU) signed in 2013 on Economic Cooperation between India and Ecuador, JETCO has been established in 2015 with the objective to promote trade, economic and technical cooperation on the basis of mutual advantage. 1st meeting of JETCO was held on 17.05.2017.

(e) **India Colombia Joint Committee of Business Development Cooperation (JCBDC):** India and Colombia signed an MoU in 2010 which constituted the Joint Committee of Business Development Cooperation (JCBDC). 3 meetings of JCBDC have been held till now, last meeting organized on 19.05.2017.

(iv) **On-going Initiatives**

(a) **Virtual Meeting with Embassy of India-** Virtual meeting with Embassy of India in LAC Region was held in February- March 2021 to formulate strategies for enhancing bilateral trade, opening up of new avenues for Indian exporters, expansion of the trade basket, to make use of the recent changes in the trade dynamics and explore possibilities of new trade agreements / expansion of existing trade agreements in LAC countries. Virtual meeting with Embassy of India was held with Indian Ambassadors on 27.08.2021 to take stock of issues prevailing in LAC countries for achieving exports targets of US\$ 15180.1 million during 2021-22. For the period April-October 2021, India has achieved export target of US\$ 8600.15 million (56.65%).

(b) **India- MERCOSUR PTA and its expansion:** India signed a Preferential Trade Agreement (PTA) with the four original members of MERCOSUR (Argentina, Brazil, Paraguay and Uruguay) on 25th January 2004, which came into operation from 1st June 2009. Both India-MERCOSUR has agreed to expand the PTA as substantial scope exists for both the parties to explore complementarities and benefit from increased bilateral trade. In order to re-invigorate the

expansion process, recently a meeting has been organized on 08.09.2021. During the meeting, both sides proposed to meet again to discuss scope of the agreement, level of ambition, areas and terms of reference which can lay foundation of further negotiations.

(c) **India-Chile PTA and its 2nd Expansion:** India-Chile PTA was signed on 8th March 2006 and has been 1st expanded from 16.5.2017. Both sides have agreed for 2nd expansion of India-Chile PTA. Negotiations for the further expansion and deepening on PTA were initiated in 2019. The second and third round of negotiations were held during 8th-9th April 2021 and 6th-7th October 2021 respectively, over video-conference.

(d) **India Peru Trade Agreement:** India is negotiating a Trade Agreement with Peru covering trade in goods, services and investment. As of now, five rounds of negotiations have been held and the last round was held in New Delhi during 20th-22nd August, 2019. A virtual meeting with Chief Negotiator of Peru was organized on 19th July 2021 to review the present status of the India-Peru Trade Negotiation.

7. TRADE WITH COMMONWEALTH OF INDEPENDENT STATES (CIS)

The Commonwealth of Independent States (CIS) comprises of the Russian Federation, Republic of Armenia, Republic of Azerbaijan, Republic of Belarus, Georgia, Moldova, Republic of Ukraine, Republic of Kazakhstan, Republic of Kyrgyzstan, Republic of Tajikistan, Republic of Turkmenistan and Republic of Uzbekistan. Data regarding bilateral trade with these countries is shown in the table below:

Trade with CIS

(Value in US\$ million)

Year	Exports	Imports	Total Trade	% Growth of Total trade	Trade Balance
2017-2018	3,007.37	12,875.6	15,883	31.08	(-)9,868.24
2018-2019	3,467.04	9,442.97	12,910	(-)18.72	(-)5,975.93
2019-2020	4,191.84	11,916.5	16,108.4	24.77	(-)7,724.67
2020-2021	4,059.2	9,153.11	13,212.3	(-)17.979	(-)5,093.91
April-November 2021	3,122.46	8,282.71	11,405.17	-	(-)5,160.25

Source: DGCI&S

The CIS region had a share of 1.17 % in India's total export and 2.17 % in its total import during April-November 2021.

The principal commodities of export to the CIS region include pharmaceutical products, Electrical Machinery and equipment, Machinery and mechanical appliances, Organic chemicals, coffee, tea and spices, iron and steel, vehicles other than railway or tramway rolling stock, fish and crustaceans and cereals. Important items of import to India from CIS region are Mineral fuels and oils, Animal or vegetable fats and oils, Fertilizers, Natural or cultured pearls, precious or semi-precious stone, ships, boats and floating structures, inorganic chemicals, paper and paperboard, plastic, salt, sulphur, machinery and mechanical appliances.

(i) Russian Federation

The Russian Federation continue to be India's most important trading partner in the region accounting for about 72.2 % of India's total trade with CIS region during April-November 2021. Ministry of External Affairs is the Nodal Ministry for Inter-Governmental Commission (IGC) between India and Russian Federation. India and Russian Federation have a Joint Working Group on Trade and Economic Cooperation as well as a Sub-Working Group on Elimination of Barriers in Trade, Economic and Investment Spheres which is led by Department of Commerce.

(ii) Central Asian Republics

Kazakhstan, Kyrgyzstan, Tajikistan, Turkmenistan, and Uzbekistan constitute the Central Asian Republics. Department of Commerce (DoC) is Nodal Department for Inter-Governmental Commission (IGC) and Joint Commission Meeting (JCM) with Kyrgyzstan, Uzbekistan and Tajikistan respectively. Ministry of External Affairs is the Nodal Ministry for IGC matters with Turkmenistan and Ministry of Petroleum and Natural Gas looks after IGC with Kazakhstan.

(iii) Other CIS Countries

Armenia, Azerbaijan, Belarus, Georgia, Moldova and Ukraine form this group. After Russia, Ukraine is India's second largest trading partner in the CIS region accounting for about 16.98% of India's total

trade with CIS region during April-November 2021.

Department of Commerce is the Nodal Department for the Inter-Governmental Commission (IGC) with Azerbaijan. Department for Promotion of Industry and Internal Trade (DPIIT) is the Nodal Department for the Inter-Governmental Commission (IGC) with Belarus. Ministry of External Affairs is the Nodal Ministry for the Inter-Governmental Commission (IGC) matters with Armenia, Georgia and Ukraine. A proposal has been initiated to constitute a new IGC with Moldova.

(iv) Major Initiatives in CIS Region

(a) **Initiation of negotiations for Trade Agreement with Eurasian Economic Union (EAEU):** EAEU consist of five countries; Russia, Kazakhstan, Belarus, Armenia and Kyrgyzstan. A meeting between Chief Negotiators of both the sides was held on 13th October 2020 to discuss the approaches and agenda for Next Round of Negotiations for Trade Agreement in Goods between India and EAEU. Currently scope, text and terms of reference of the intended FTA are being prepared/examined in DoC.

(b) **International North-South Transport Corridor (INSTC):** The 7th meeting of INSTC Coordination Council was held on 4-5 March 2019 in Tehran, wherein issues relating to customs, shipping, road transport, banking and insurance were discussed. It was decided to use TIR and E-TIR mechanism among all members, to conduct a new test run along the corridor and to explore the possibilities of setting up a Multi Modal Joint Corporate to provide hassle free movement of the cargo.

It has been decided to include Chabahar Port into INSTC project and to get this issue included in the agenda of the next INSTC meeting to be held in Azerbaijan. It has also been decided to commence commercial operation on INSTC route as early as possible in association with the CONCOR which has entered into an MoU with JSC RZD Logistics, Russian Federation.

(c) **Initiation of Free Trade Agreement (FTA) with Georgia:** Joint Feasibility Study Report on feasibility of FTA between India and Georgia has

been accepted by both the sides on 11th January 2019. Further procedural formalities are being examined.

- (d) **Joint Feasibility Study (JFS) for PTA with Uzbekistan:** A Joint Feasibility Study (JFS) was conducted to explore the potential to have a PTA between India and the Republic of Uzbekistan. The report has been submitted and it is under examination in the Department.
- (e) **MAI Proposals organized in CIS Countries:** 59 proposals (overseas) and 13 proposals (Virtual) have been received in FT(CIS) Division and out of that 7 Virtual proposal and 41 overseas proposals were recommended by FT(CIS) Division.
- (f) **Annual Export Targets:** Annual export target of US\$ 5400 million has set for CIS countries for the year 2021-22 and out of which US\$ 3124.27 million has been achieved till November 2021. To examine the shortfall in achieving the target and reasons for the shortfall and to take necessary actions to overcome the shortfall the target, 4 Video Conference Meetings have been organized on 27.08.2021, 21.10.2021, 25.11.2021

and 24.12.2021 with Embassies, EPCs, Commodities Board.

8. TRADE WITH NORTH AMERICA FREE TRADE AGREEMENT (NAFTA) COUNTRIES

The North American Free Trade Agreement (NAFTA) which came into effect in 1994, is one of the world's largest free trade zones consisting of the United States of America (USA), Canada and Mexico, which is now rechristened as USMCA since 1st July 2020. India has a robust strategic partnership with the NAFTA Countries and bilateral relations have always remained closer, warm and cordial. Regular high-level bilateral visits are taking place with these countries and leaders from both sides are resolved to expand and deepen the trade relationship. Bilateral trade in goods and services have shown remarkable growth over the years. While India has an overall trade surplus in goods with NAFTA Countries as a result of substantial trade surplus with USA, it has a trade deficit with Canada and Mexico. India also has trade surplus in services with NAFTA countries.

The figures in respect of India's bilateral trade (exports and imports) in goods with NAFTA countries for the last 5 years are as follows:

(Values in US\$ million)

Country	Trade Indicators	2016-17	2017-18	2018-19	2019-20	2020-21
Canada	Exports	2,004	2,506	2,851	2,852	2,960
	Imports	4,132	4,729	3,515	3,880	2,686
	Total trade	6,136	7,235	6,367	6,732	5,646
Mexico	Exports	3,461	3,783	3,842	3,624	3,087
	Imports	2,944	3,930	5,577	4,297	2,846
	Total trade	6,405	7,713	9,419	7,921	5,933
USA	Exports	42,217	47,882	52,406	53,089	51,623
	Imports	22,307	26,611	35,549	35,820	28,888
	Total trade	64,524	74,493	87,956	88,909	80,511
Total trade with NAFTA	Exports	47,682	54,171	59,099	59,564	57,671
	Imports	29,383	35,270	44,642	43,997	34,420
	Total trade	77,065	89,441	103,741	103,561	92,091
Share of India's trade with NAFTA countries (%)		11.67	11.63	12.29	13.14	13.42
Share of India's Exports to NAFTA countries (%)		17.29	17.85	17.9	19.01	19.76

Source: DGCI&S

The figures in respect of India's bilateral trade (exports and imports) in goods with NAFTA countries

for the 8 Months of FY 2021-22 (April- November) as compared to previous year is as follows:

(Values in US\$ million)

NAFTA Merchandise Trade						
Country	2020-21 (April-November)			2021- 22(P) (April-November)		
	Exports	Imports	Total Trade	Exports	Imports	Total Trade
U S A	31,321	16,320	47,641	48,704	27,345	76,049
CANADA	1,798	1,908	3,706	2,354	1,974	4,328
MEXICO	1,912	1,587	3,499	2,863	2,644	5,507

Source: DGCI&S

(P): Provisional

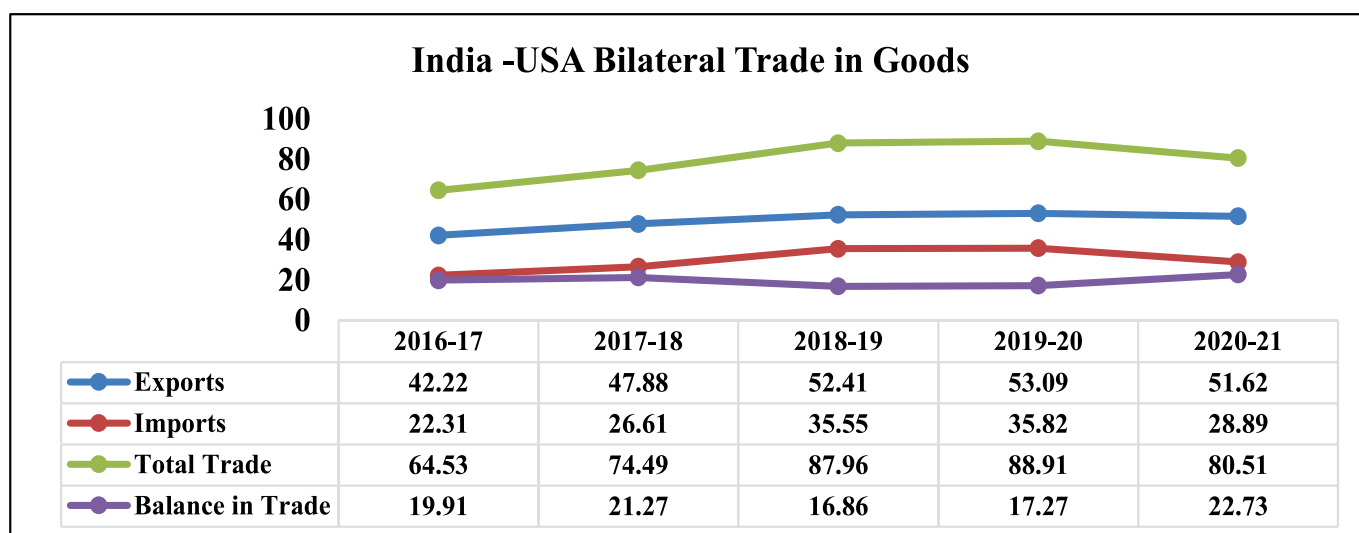
(A) USA

The total bilateral trade in Goods and Services has been increasing over the recent years, from US\$ 107 billion in 2014 to US\$ 121 billion in calendar year 2020. The U.S. continues to be the largest trade partner of India (goods and services combined). In the FY 2020-21, India's merchandise export to the U.S. decreased to US\$ 51.62 billion from US\$ 53.09 billion in the previous year registering a negative growth as compared to 2019-20, while imports from the U.S. decreased from US\$ 35.82 billion in 2019-20 to US\$ 28.89 billion registering a negative growth rate of

(-) 19%. Bilateral trade in services has increased over the years, from US\$ 37 billion in 2014 to about US\$ 43 billion in 2020.

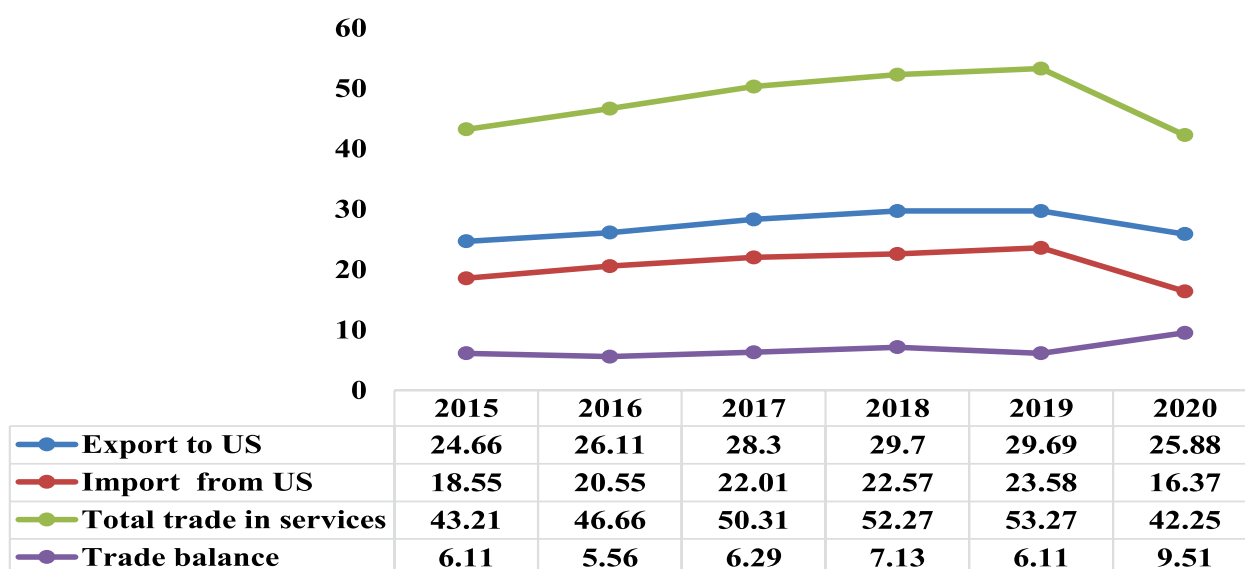
In the current FY 2021-22, during the last 8 months (April-November), exports of goods increased from US\$ 31.32 billion (April-November 2020) to US\$ 48.70 billion in (April- November 2021), registering a growth rate of 55 %; while imports from U.S. increased from US\$ 16.32 billion (April-November 2020) to US\$ 27.34 billion (April-November 2021) registering a growth rate of 68 %.

(Values in US\$ billion)



India's trade in Services with USA stood at US\$ 42.25 billion in 2020. It can be observed that services exports to U.S. witnessed a rise from US\$ 24.66 billion in 2015 to US\$ 29.69 billion in 2019. In the first two quarters of 2021 (January-June), the services exports

to U.S. increased to US\$ 13.68 billion in 2021 from US\$ 12.59 billion in 2020, and imports from U.S. for the first two quarter of 2021 declined to US\$ 8.3 billion from US\$ 8.6 billion in 2020 (January-June).

India-US bilateral Trade in services

Source: US Census Trade Bureau

There are primarily two institutional mechanisms, i.e., Commercial Dialogue and Trade Policy Forum, for the promotion of Trade and Investment between India and USA, which help in addressing the bilateral trade and investment issues and furthering trade relationship from time to time.

India-US Commercial Dialogue and CEO Forum:

India-US Commercial Dialogue is a platform jointly chaired by Hon'ble Minister for Commerce and Industry from Indian side and US Secretary of Commerce. Under the Commercial Dialogue, both sides discuss Standard Cooperation, Tourism Cooperation and Business climate and Investment. The last 4th India - US Commercial Dialogue along with CEO Forum was held in New Delhi on 14th February 2019. CEO Forum is also held in conjunction with the Commercial Dialogue giving joint recommendations to the Commercial Dialogue Mechanism for consideration of both governments. The last CEO Forum was held on June 2020 virtually. As per the India-USA Joint Statement released during the visit of Hon'ble Prime Minister of India, both leaders looked forward to convene the Commercial Dialogue in early 2022.

India-US Trade Policy Forum: India-US Trade Policy Forum (TPF), announced in July 2005, is designed

to expand bilateral trade and investment relations between India and the United States. This Forum has been instrumental in creating an institutional mechanism to resolve a host of trade issues, amicably, between the two nations. It has provided a good platform for interaction on market access to each other's commodities, sort out procedural bottlenecks, discuss investment opportunities and pursue collaboration in the areas of Intellectual Property Rights (IPRs).

A US delegation led by the United States Trade Representative (USTR) visited New Delhi on 22nd-23rd November to participate in the 12th India US Trade Policy Forum (TPF) Ministerial Meeting. The TPF meeting held after the gap of 4 years was jointly chaired by Commerce & Industry Minister and the USTR and it helped in generating a very positive environment for further strengthening the trade relationship between the two countries. During the TPF meeting the Ministers reviewed the developments across the canvass of outstanding bilateral trade issues, and also reached convergence on certain market access issues from both sides. A TPF Joint Statement covering the ambit of bilateral trade and commercial issues and way forward was also released.



12th India - USA Trade Policy Forum Meeting chaired by Hon'ble Minister for Commerce and Industry, Shri Piyush Goyal and Ambassador Katherine Tai, USTR on 23rd November 2021

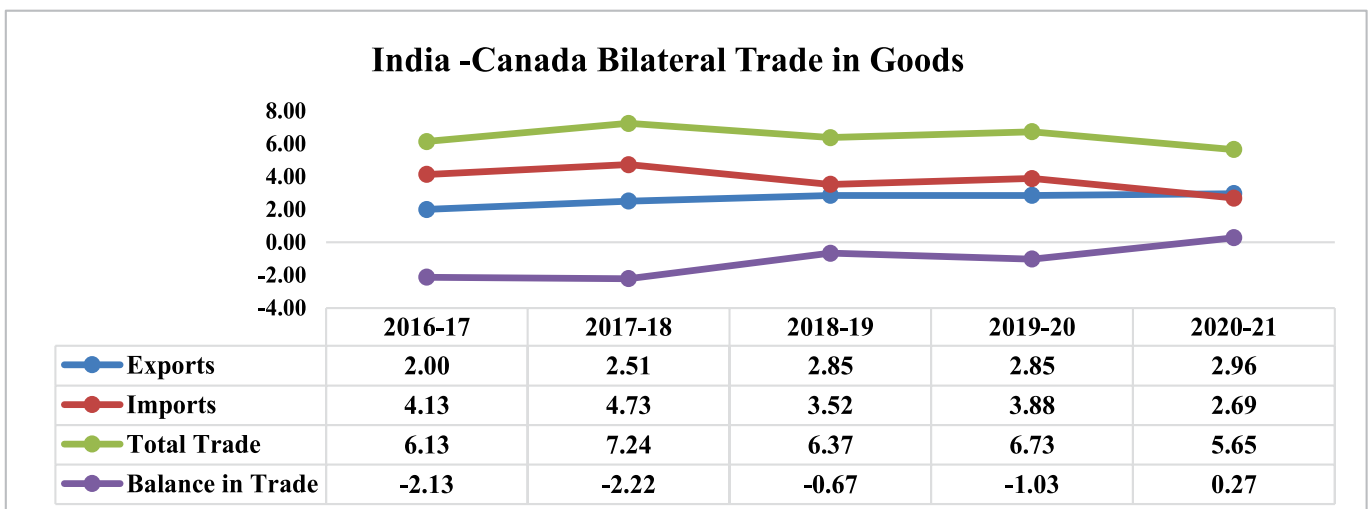
(B) Canada

Canada is an important partner of India in the NAFTA region with a mutual bilateral trade of US\$ 6-7 billion, which is much below the potential between the two robust economies. India's total bilateral merchandise trade with Canada decreased registering a negative growth rate of (-) 16 per cent in FY 2020-21 as compared to FY 2019-20. Total bilateral trade in goods trade was US\$ 5.65 billion in 2020-21 (Export US\$ 2.96 billion & Import US\$ 2.69 billion) compared to US\$ 6.73 billion in 2019-20 (Export US\$ 2.85 billion & Import US\$ 3.88 billion). While

India's export to Canada has marginally increased in the FY 2020-21, India's import from Canada has shown a negative growth of (-) 31 per cent in FY 2020-21.

In the current FY 2021-22, during the last 8 months (April-November 2021), goods export to Canada increased from US\$ 1.79 billion (April-November 2020) to US\$ 2.35 billion in (April-November 2021), registering growth rate of 31%; while imports from Canada increased from US\$ 1.90 billion (April-November 2020) to US\$ 1.97 billion (April-November 2021) registering growth rate of 3 per cent.

(Value in US\$ billion)



Source: DGCI&S Kolkata

On the services front, in 2020 India's services export to Canada stood at US\$ 4.03 billion, while services import from Canada stood at US\$ 1.95 billion. Figure below depicts the trends of bilateral trade in services

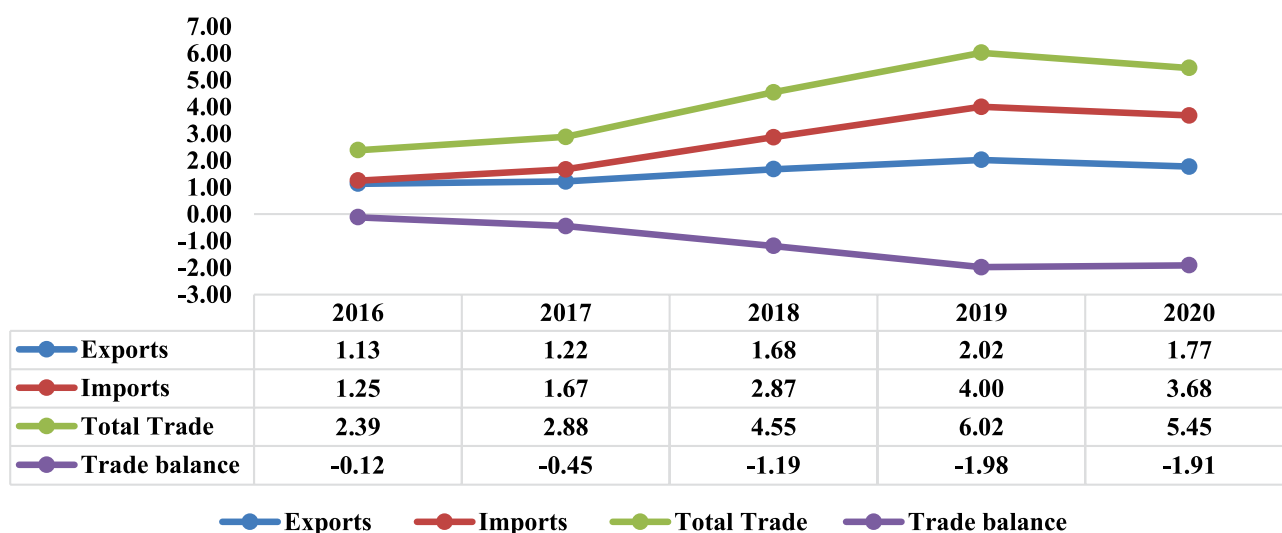
between India and Canada. It can be observed from the figure that services trade between India and Canada has witnessed an exponential rise over the last few years and has grown from US\$ 2.39 billion in 2016 to

US\$ 5.45 billion in 2020. During January-September 2021 period, exports from India declined marginally from US\$ 1.36 billion in the same period in 2020 to US\$ 1.28 billion and imports also reduced from US\$

2.58 billion in 2020 to US\$ 2.09 billion. Therefore, during this period total services trade declined from US\$ 3.94 billion to US\$ 3.38 billion in January-September 2021.

(Value in US\$ billion)

India-Canada Bilateral Trade in services



Source: 150.statcan.gc.ca

India-Canada Ministerial Dialogue on Trade and Investment (MDTI): Ministerial Dialogue on Trade and Investment (MDTI) is an important platform to discuss the trade and investment issues between the two countries. It was launched in 2010 with first meeting held in Ottawa in September. The next MDTI is expected to be held in 2022 in due course.

India-Canada Comprehensive Economic Partnership Agreement (CEPA): The India-Canada CEPA negotiations was formally launched in November 2010, following the release of the Canada-India Joint Study Report, in September 2010. The agreement covers Trade in Goods, Trade in Services, Rules of Origin, Sanitary and Phytosanitary Measures, Technical Barriers to Trade and other areas of economic cooperation. So far, ten rounds of Negotiations have been held till date, with the last round held in New Delhi in August 2017 followed by an inter-session meeting held in February 2018.

With the aim of fast tracking the negotiations both the sides are exploring the option of concluding CEPA in a two step process including an interim

agreement covering priority and mutually beneficial areas as a first phase, followed by a comprehensive agreement.

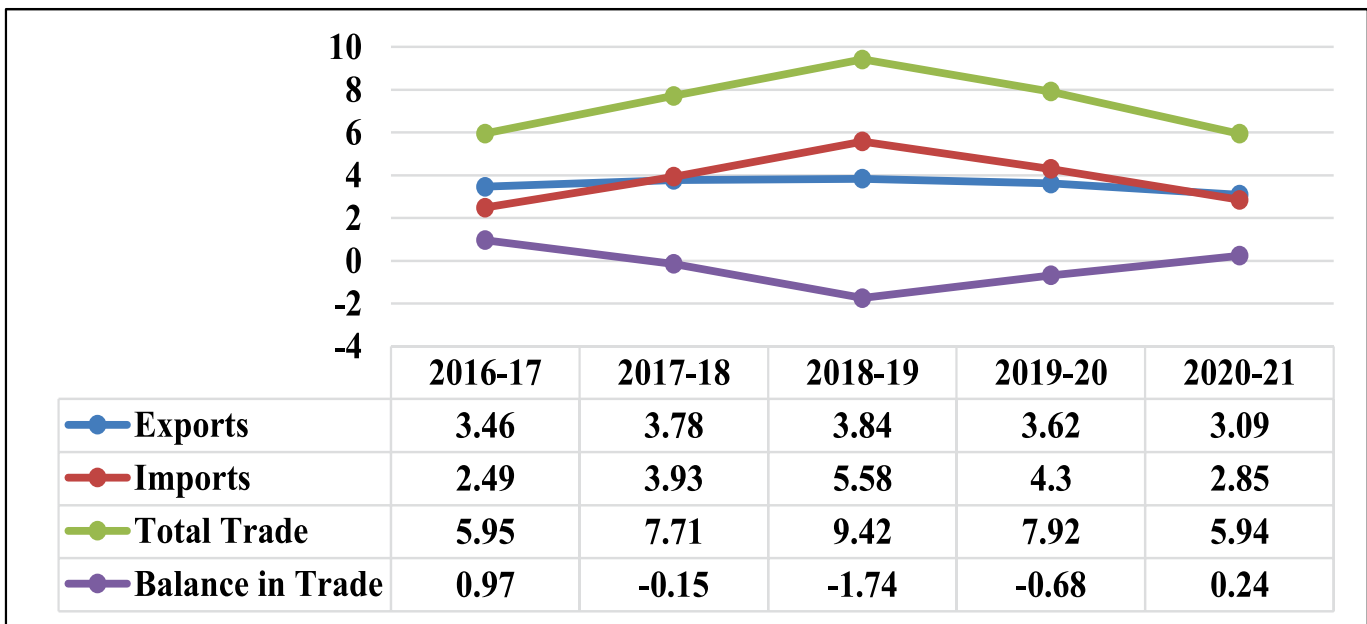
(C) Mexico

Mexico is the most important trading partner of India in Latin America with the mutual bilateral trade of approx. six billion in FY 2020-21 which is below the potential between two countries. India's total bilateral merchandise trade with Mexico registered negative growth rate of (-) 25 % in FY 2020-21 as compared to FY 2019-20. Total bilateral trade in goods was US\$ 7.92 billion in 2019-20 (Export US\$ 3.62 billion & Import US\$ 4.30 billion) compared to US\$ 5.94 billion in 2020-21 (Export US \$ 3.09 billion & Import US \$ 2.85 billion).

In the current FY 2021-22, during April-November 2021, goods exports to Mexico increased from US\$ 1.91 billion (April-November 2020) to US\$ 2.86 billion (April-November 2021), registering a growth rate of 50 %. Imports from Mexico increased substantially from US\$ 1.58 billion (April-November 2020) to US\$ 2.64 billion (April-November 2020) registering growth rate of 67%.

India-Mexico Bilateral Trade in Goods

(Values in US\$ billion)



Source: DGCI&S

There has been an upward swing in the relations between the two countries after Hon'ble Prime Minister Shri Narendra Modi's visit to Mexico in June 2016, when both countries decided to upgrade the bilateral relations to the level of "Strategic Partnership".

India Mexico BHLG: The Bilateral High-Level Group (BHLG) on Trade, Investment and Economic Cooperation mainly include promoting bilateral cooperation, maintaining liaison in the economic, commercial, technical and other related fields and information exchange. It is co-chaired by Commerce Secretary from Indian side and Vice-Minister for Foreign Trade from Mexico side.

The 5th Bilateral High-Level Group meeting (BHLG) on trade, investment and Cooperation was held virtually on 9th October 2020. The next BHLG is expected to be convened in 2022.

9. TRADE WITH OCEANIA REGION

The FT (Oceania) Division deals with India's bilateral trade relations with Australia, New Zealand and 12 Pacific Small Islands Developing States (PSIDS) viz Fiji, Papua New Guinea, Kiribati, Micronesia, Marshall Islands, Nauru, Palau, Samoa, Solomon Islands, Tonga, Tuvalu and Vanuatu.

India's major trade activities in the Oceania region are:

(A) Australia

(i) India Australia Joint Ministerial Commission (JMC) Meeting

The 17th India-Australia Joint Ministerial Commission (JMC) Meeting was held in New Delhi, India on 30th September 2021. The Session was co-chaired by Hon'ble CIM and Hon'ble Dan Tehan MP, Minister for Trade, Tourism and Investment, Government of Australia. In the meeting, both Ministers discussed a range of issues which included the expeditious negotiation of a bilateral CECA, resolution of tax-related issues faced by Indian software firms in Australia, ensuring increased two-way trade and the 12th Ministerial Conference of the WTO scheduled to be held at the end of this year.

(ii) India-Australia CECA negotiations

India is negotiating Comprehensive Economic Cooperation Agreement (CECA) covering trade in goods, services, investment and related issues. The 1st round was held in July 2011 and 9th Round was held during 21st-23rd September 2015 in New Delhi. During the 17th India-Australia Joint Ministerial Commission (JMC) Meeting held in New Delhi on 30.09.2021,

both sides have formally launched the resumption of negotiations and agreed to complete CECA negotiations by December 2022.

(B) New Zealand

(i) India New Zealand Joint Ministerial Commission (JMC) Meeting

The last JMC meeting took place on 26th February, 2020 in New Delhi. It was co-chaired by Shri Piyush Goyal, Hon'ble Minister for Railways, Commerce and Industry and Mr. David Parker, Hon'ble Minister of Trade and Export growth of New Zealand. Promoting Market Access and investments were the key issues

discussed.

(ii) India-New Zealand CECA negotiations

India is negotiating Comprehensive Economic Cooperation Agreement (CECA) covering trade in goods, services, investment and related issues. Ten rounds of negotiations have been held so far. The 1st round was held in April 2010 and the latest round i.e. 10th round was held on 17th to 18th February 2015 in New Delhi.

10. TRADE WITH EUROPE

FT-Europe Division deals with trade relations with the following countries of Europe:

S.No.	Region and No. of Countries	Name of Countries
1.	European Union (EU) (27)	Austria, Belgium, Bulgaria, Croatia, Cyprus, Czech Republic, Denmark, Estonia, Finland, France, Germany, Greece, Hungary, Ireland, Italy, Latvia, Lithuania, Luxembourg, Malta, Netherlands, Poland, Portugal, Romania, Slovakia, Slovenia, Spain and Sweden.
2.	European Free Trade Association (EFTA) (4)	Iceland, Liechtenstein, Norway and Switzerland.
3.	Other European countries (7)	Albania, Bosnia-Herzegovina, North Macedonia, Serbia, Montenegro, Turkey and United Kingdom.

During 2021-22 (April-December), total bilateral trade with Europe stood at US\$ 124.53 billion, registering a growth of 59.47% over the corresponding period of previous year. Exports to Europe increased by 60.93% from US\$ 37.23 billion in 2020-21 (April-December) to US\$ 59.92 billion in 2021-22 (April-December). Imports from Europe increased by 58.15% from US\$ 40.86 billion in 2020-21 (April-December) to US\$ 64.61 billion 2021-22 (April-December).

(A) European Union (EU)

The EU as a bloc of 27 countries is an important trading partner of India. During 2021-22 (April-December), total bilateral trade with the EU stood at US\$ 81.76 billion, registering a growth of 46.69% over the corresponding period of previous year. Exports to EU increased by 62.32% from US\$ 27.71 billion in 2020-21 (April-December) to US\$ 44.97 billion in 2021-22 (April-December). Imports from EU increased by 31.25% from US\$ 28.03 billion in 2020-21 (April-December) to US\$ 36.78 billion in 2021-22

(April-December).

Important issues in India's trade with the EU are sanitary and phyto-sanitary standards, technical barriers, complex system of quota/tariff, anti-dumping/safeguard measures against Indian products, etc. These issues have a bearing on market access for India's exports to the EU. These issues are regularly taken up in the Joint Working Groups and the Sub-Commission on Trade. Issues affecting trade with individual European countries are also taken up at the bilateral fora in the form of Joint Commissions and bilateral meetings.

(i) India-EU Free Trade & Investment Agreements

(a) India and EU negotiated a Broad-based Bilateral Trade and Investment Agreement (BTIA) from 2007 to 2013 so as to diversify and boost bilateral trade. The negotiations were however stalled since 2013 after the 16th round when EU withdrew from the negotiations under

differences in asks and give-aways, especially in some tracks with high sensitivity for India.

- (b) There have been sincere efforts since 2016 to discuss the sensitivities of both the sides and to engage constructively for re-initiation of the negotiations. In the India-EU Summit of July 2020, the Leaders decided to establish India-EU High Level Dialogue at Ministerial level to guide the bilateral trade and investment relations.
- (c) In the two meetings of High Level Dialogue, Ministers from both sides finally agreed to recommend the resumption of negotiations, and in the first ever India-EU Leaders' Meeting virtually represented by the Hon'ble Prime Minister and President of European Commission/Heads of Member States on 08.05.2021 in Porto, the Leaders announced to resume negotiations for Free Trade Agreement, a stand-alone Investment Protection Agreement and agreement on Geographical Indications to be concluded in parallel. It was a pivotal and watershed moment and has set India-EU relations on a transformational path.
- (d) The Leaders also announced formation of India-EU Joint Working Groups on Resilient Value Chains and Regulatory Cooperation and setting up of India-EU Sr. Official's Dialogue on WTO issues.

(B) India-European Free Trade Association (EFTA)

EFTA Trade bloc consists of Switzerland, Norway, Iceland and Liechtenstein. During 2021-22 (April-December), total bilateral trade with EFTA stood at US\$ 22.71 billion, registering a growth of 128.5% over the corresponding period of previous year, which was US\$ 9.94 billion. Exports to EFTA increased by 6.99% from US\$ 1.22 billion in 2020-21 (April-December) to US\$ 1.31 billion in 2021-22 (April-December). Imports from EFTA increased by 145.5% from US\$ 8.72 billion in 2020-21 (April-December) to US\$ 21.41 billion in 2021-22 (April-December).

(i) India-EFTA TEPA Negotiations

India and EFTA had initiated a dialogue on Trade and Economic Partnership Agreement (TEPA) in October 2008. Negotiations are held in 14 tracks/

chapters viz. Trade in Goods, Trade in Services, Rules of Origin, Intellectual Property Rights, Sanitary and Phyto-sanitary Measures, Technical Barriers to Trade, Government Procurement, Dispute Settlement, Competition, Trade Facilitation, Investment, Sustainable Development, Legal and Horizontal Provisions and Trade Remedies, which both sides are committed to conclude in a time-bound manner. So far, 17 rounds of negotiations have been held, with last round held during 18th-21st September 2017. Thereafter regular discussions at the level of Chief Negotiators and respective track leads on outstanding tracks are being held to sort out the differences to arrive at a consensus. The last interaction between Chief Negotiator was held on 27th May 2021, which was followed by discussions between Track Leads in Services on 28th June 2021 and Track Leads in Goods on 9th August 2021 during which all the outstanding issues were discussed at length. Efforts are being made to arrive at a consensus keeping in mind the ambitions and sensitivities of both sides. India is committed to a balanced and mutually beneficial agreement with EFTA.

(ii) India-UK Trade Agreement

- (a) UK is one of the most import trading partners of India in Europe Region. The bilateral trade with UK during 2021-22 (April-December) stood at US\$ 12.51 billion, registering a growth of 47.3% over the corresponding period of previous year. Exports to UK increased by 40.78% from US\$ 5.46 billion in 2020-21 (April-December) to US\$ 7.69 billion in 2021-22 (April-December). Imports from UK increased by 59.03% from US\$ 3.04 billion in 2020-21 (April-December) to US\$ 4.83 billion in 2021-22 (April-December).
- (b) India and the UK signed a 'Declaration' on the launch of the Enhanced Trade Partnership [ETP] on 4th May 2021, which was announced by the PMs of both the countries on the same day. The Declaration includes commitment to work towards a comprehensive FTA with specific consideration of the opportunity arising from an Interim Agreement [IA], to achieve the early gains of the ETP with the aim to launch Trade Negotiations, later this year. As part of the ETP,

both sides also agreed for facilitation of each other's market-access concerns and requests with regard to sectors relating to Life Sciences, Agriculture, Education, Legal, Seafarers, Marine, Healthcare and Social Security.

- (c) As a next step, in order to carry out the pre-FTA exercise, negotiating teams had performed the domestic stakeholder consultations. The Bilateral Working Groups (BWGs) were also engaged during September-October to understand each other's ambitions, interests and sensitivities to facilitate accelerated progress during FTA negotiations. Further, discussions at Ministerial level and the official level had been held during this period with the aim to launch the negotiations at the earliest. The negotiations have been launched on 13th January 2022 during the visit of UK SoS for International Trade to India, during which the 15th Session of JETCO was also scheduled.
- (d) The first round of negotiations has also been held immediately after the launch of negotiations, from 17th – 28th January 2022. Both sides would strive to conclude and sign the Comprehensive FTA by December 2022.

(c) Other European Countries

During 2021-22 (April-December), total bilateral trade with other six European Countries stood at US\$ 7.55 billion, registering a growth of 92.46 % over the corresponding period of previous year. Exports to these European Countries increased by 109.2 % from US\$ 2.84 billion in 2020-21 (April-December) to US\$ 5.95 billion in 2021-22 (April-December). Similarly, Imports increased by 48.26 % from US\$ 1.01 billion in 2020-21 (April-December) to US\$ 1.6 billion in 2021-22 (April-December).

(D) Institutional Mechanism

Institutional Mechanisms with several European countries viz. UK, France, Spain, Italy, Portugal, Belgium-Luxembourg, Switzerland, Czech Republic, Slovak Republic, Serbia, Croatia, Slovenia, Austria, Bulgaria, Bosnia & Herzegovina, Cyprus, Finland, Greece, Romania and Turkey as well as the EU have been set up.

During April-December 2021, meetings of following Joint Commissions have held:

S. No.	Joint Commission	Indian Co-Chair	Venue & Date
1.	5 th edition of the India Portugal Joint Economic Commission (JEC)	Shri Hardeep S Puri, Minister of State (C&I)	8 th -9 th April 2021 at New Delhi
2.	2 nd India-EU High Level Dialogue on Trade and Investment	Shri Piyush Goyal, Hon'ble Commerce & Industry Minister	DVC 29 th April, 2021
3.	21 st Session of India-Italy Joint Commission for Economic Cooperation (JCEC).	Shri Piyush Goyal, Hon'ble Commerce & Industry Minister	DVC 9 th July 2021
4.	18 th Session of India Switzerland Joint Economic Commission (JEC).	Ms. Nidhi Mani Tripathi, Joint Secretary, Department of Commerce.	DVC 9 th September 2021
5.	17 th session of the Joint Economic Commission (JEC) between India and the Belgian-Luxembourg Economic Union (BLEU).	Shri B.V.R Subrahmanyam, Commerce Secretary	DVC 16 th September 2021
6.	9 th Session of India-Cyprus Joint Committee on Economic, Scientific, Technical and Industrial Cooperation	Ms. Nidhi Mani Tripathi, Joint Secretary, Department of Commerce.	DVC 21 st October 2021

(E) Other Bilateral Engagements (at ministerial level)

Hon'ble Commerce and Industry Minister had:

- ♦ Virtual Meeting with Dr. Augusto Santos Silva, Minister of Foreign Affairs, Portugal on 14th April 2021

- ◆ Virtual meetings with Ms. Elizabeth Truss, UK Secretary of State for International Trade on 4th May 2021 and 13th September 2021
- ◆ Virtual meeting with Mr. Zdravko Pocivalsek, Minister of Economic Development and Technology, Slovenia on 29th June 2021
- ◆ Introductory virtual meeting with Ms. Anne-Marie Trevelyan, Secretary of State for International Trade, UK on 20th September 2021
- ◆ Telecon with Mr. Tom de Bruijn, Minister for Foreign Trade and Development Cooperation, Netherlands on 25th October 2021

(F) Other Important Activities

Monitoring of Export Target 2021-22 for Europe: An ambitious export target of US\$ 83.27 Billion for 2021-22 has been set for 38 European Countries under FT-Europe Division. The Division reviews the export target with Missions abroad and Export Promotion Organizations on monthly basis. During the period of April-December 2021, approximately 72 % of the annual target has been achieved. The progress till November 2021 was reviewed by JS (FT-Europe) on 15th December 2021 so as to maintain momentum and achieve overall target for the year.

11. INTERNATIONAL TRADE ORGANIZATIONS

(A) WTO and related issues

Multilateral Trading system is going through a very challenging phase due to the COVID-19 pandemic. India is one of the founding members of WTO and strongly believes that there is no alternative to

the rules based, inclusive, open and transparent multilateral trading system that works on the principle of consensus-based decision making and that strong commitment to the WTO rules is the only way forward.

The twelfth WTO Ministerial Conference (MC-12) was scheduled to be held from 30th November to 3rd December 2021 in Geneva, Switzerland under the Chairmanship of Kazakhstan, after a gap of four years, as MC-11 took place in Buenos Aires, Argentina in December 2017. Due to this unusual gap, there was considerable expectation and pressure to achieve concrete results at MC-12 to showcase that WTO still matters and can deliver.

Members' priorities for outcomes include WTO's response to the pandemic, Fisheries subsidies negotiations, Agriculture issues including Public Stockholding for Food security, WTO Reforms, Moratorium on Custom Duties on Electronic Transmission, etc.

The visit of DG WTO to India (20th-23rd October 2021) came in the context of the forthcoming 12th Ministerial Conference of the WTO. In the run-up to MC-12, the DG was undertaking visits to key WTO Member countries to engage the senior leadership on MC-12 issues, to ensure success of the Ministerial Conference.

In addition, the DG's visit to India (first to any Asian country) reflected the importance she attaches to India's role at the WTO and the criticality of its support for a successful MC-12.



Meeting with Union Ministers, Secretaries, Industry representatives



Meeting with HCIM



Meeting with Leaders of Industry

India's position on the major issues being deliberated at the WTO is as follows:

(i) WTO Reforms

Reforms for strengthening and modernizing the WTO have been under discussion for the last several years with proposals and suggestions in various bodies. The discussion moved to a higher level with the US-EU-Japan announcing a trilateral initiative essentially targeting China for non-compliance with the rules and to look into the issues including industrial subsidies, state owned enterprises, forced technology transfer, lack of transparency in the foreign investment regime, non-market-oriented policies and market access barriers in China. The discussion on WTO reforms is gaining traction in the run up to MC12. Most recently, in October 2021, the European Union has come up with a structure of a Working Group it is proposing on WTO reforms.

India led the initiative to present a developing country reform proposal (Developing countries reform paper "Strengthening the WTO to promote development and inclusivity") in August 2019 co-sponsored by Bolivia, Cuba, Ecuador, Malawi, South Africa, Tunisia, Uganda, Zimbabwe and Oman. A revised version of the reform paper was placed before the General Council in December 2020 to maintain balance in the ongoing discussions on WTO reforms by re-affirming the importance of development.

The key elements of the proposal include:

- ◆ Preserving the core values of the Multilateral Trading System including decision-making by consensus.

- ◆ Resolving the impasse in the Dispute Settlement System: India favours restoration of Appellate Body and normal functioning of two-tier dispute settlement system.
- ◆ Safeguarding development concerns including reaffirming the centrality of Special and Differential Treatment (S&D) as a non-negotiable, treaty-embedded right for developing Members and LDCs.
- ◆ Transparency and Notifications should take into account the capacity constraints faced by developing Members, and focus on addressing these difficulties through inclusive and mutually-agreed approaches.

On the EU's proposal for establishment of a Working Group, India is of the view that it seeks fundamental changes to the institutional architecture of the WTO and most of the changes to be proposed may not be in the interest of India and would be tilted against the interest of developing countries, at some point which may also have implications for the domestic policy making space of developing countries.

(ii) Agriculture

The current discourse in agriculture negotiations at the WTO includes developed members seeking developing countries to take on additional commitments in terms of enhanced market access, reduction in policy space through reduced domestic support along with assuming onerous transparency obligations in addition to the ones existing in the agriculture agreement.

At the WTO, in the CoA-SS meeting held on 29th July

2021, the Chair came out with the “Draft Chair Text on Agriculture”, for each of the seven negotiating areas, Domestic Support, Market Access, Export Competition, Export Restrictions, Cotton, Special Safeguard Mechanism, Public Stockholding for food security purposes and Transparency. The Chair text, however, is completely imbalanced and has dampened prospects of any reasonable outcome on agriculture at MC-12 in favour of developing countries.

There are asymmetries in entitlements of the Developed v/s Developing Members. While the developed countries are targeting domestic support provided by developing countries, India has been seeking to restore a level playing field by elimination of trade distorting support provided by some developed countries as a first step in the agriculture negotiations. India’s position has been completely neglected in the Draft Chair text on Agriculture.

Another issue of great importance to India is the public stock holding for food security purposes since India’s food stock procurement at MSP for food security is covered under WTO rules. India wants a permanent solution for the PSH to address uncertainties and to seek extension of PSH for new food crops and to cover new programmes. India neither wants to link PSH issue with other Agriculture issues nor a Work Programme. India, along with the G-33, has been engaging for achieving a permanent solution to the PSH issue. A G-33 proposal for a permanent solution to PSH issue has been co-sponsored by India on 15th September 2021.

India has been a significant contributor to the WFP programmes over the years, and it has lent extensive support to its immediate and distant neighbours with food supplies. However, the problems faced by the WFP are related to its Funding and not procurement. Due to national food security concerns India is against agreeing to blanket exemptions for the WFP which otherwise has multiple options to explore for food supplies.

Further, at the WTO, India has been raising the issue that the exports from public stocks for the purposes of international food aid, or for non-commercial humanitarian purposes including on G2G basis should be allowed.

(iii) Special and Differential Treatment and Graduation of Developing Countries

Special and Differential Treatment (S&DT) for developing members, including LDCs recognizes the enormous difference in the levels of development among different members of the WTO and allows developing members the space to formulate their domestic trade policy in a way that helps them to reduce poverty, generate employment and integrate meaningfully into the global trading system.

Developed countries through specific proposals by the United States are seeking to ensure that developing countries including India, China, Brazil and Indonesia are moved out of the coverage of provisions for special and differential treatment which allow developing countries to enjoy concessions in implementation of various WTO rules.

India along with 11 other members have submitted a paper to highlight the continued relevance of special and differential treatment provisions for developing countries including LDCs. The principle of S&D was also supported by the African Group, African Caribbean and Pacific (ACP) Group and LDC Group. It is apparent that this debate on development would add another issue of divergence in the already existing challenges facing the WTO and, therefore, it would be prudent to explore all options to fight this battle to protect its interests.

(iv) Electronic Commerce

Electronic Commerce entered the WTO discourse in 1998. The General Council (GC) of the WTO established a comprehensive Work Programme on E-Commerce (WPEC), with an exploratory and non-negotiating mandate, to comprehensively examine all trade-related issues relating to global e-commerce, taking into account the economic, financial and development needs of developing countries. Through the efforts of various countries at MC-11 in December 2017, it was decided to, inter alia, continue with the exploratory and non-negotiating mandate of the WPEC which was later affirmed by the GC in December 2019.

In January 2019, a Joint Statement on E-Commerce was issued on behalf of around seventy WTO members supporting rule-making on E-commerce. India has not

joined the said plurilateral initiative. Discussions under the said initiative run contrary to the exploratory and non-negotiating mandate of the WPEC. Negotiation on rules and disciplines in e-commerce would be premature given the highly asymmetrical nature of the existing global e-commerce space and lack of understanding on the implications of rapidly evolving, complex and multi-faceted dimensions of issues related to e-commerce.

India stresses on the need for members, especially developing countries, to focus on improving domestic physical and digital infrastructure, creating supportive policy and regulatory frameworks and developing digital capabilities to bridge the digital divide and enable shared benefits of digitalisation. India supports re-invigoration of engagement under the WPEC. In a recent joint submission with South Africa at the WTO, titled 'Re-invigorating the Work under the 1998 Work Programme on Electronic Commerce', the need for structured discussions under the WPEC, with a special focus on development aspects of e-commerce including challenges experienced by developing countries and ways of enhancing their participation, was stressed.

(v) Moratorium on imposition of customs duties on electronic transmissions

WTO members have agreed not to impose customs duties on electronic transmissions since 1998, and the moratorium has been extended periodically at the Ministerial Meetings. At MC11, the moratorium was extended for two years. In the meeting of the GC held in December, 2019, Members agreed to maintain the current practice of not imposing Customs duties on electronic transmissions upto MC 12. As outlined in India's joint submissions with South Africa at the WTO in the past, a reconsideration of the moratorium is important for developing countries to preserve policy space for achieving digital industrialization.

(vi) Domestic Regulations (DR)

Disciplines on domestic regulations are a key to ensuring ease, transparency and predictability in services trade. The Council for Trade in Services has been entrusted with the task of developing 'any necessary disciplines' regarding domestic regulation.

The WTO's Working Party on Domestic Regulation (WPDR) was multilaterally mandated to undertake this work.

India has been making efforts to reinvigorate discussions on disciplines on domestic regulations in the Working Party on Domestic Regulations (WPDR) at the WTO. India has been trying to draw attention of the WTO members to the imperative of disciplines on movement of service providers and qualification requirements and procedures, the lack of progress on which is adversely impacting the realisation of the full potential of services trade across all the modes. India has tabled two proposals in the WPDR in December 2018 and March 2019 to emphasize these issues.

India is not participating in the Joint Statement Initiative (JSI) on Services DR, a plurilateral initiative of interested WTO members whereby disciplines on domestic regulation are being negotiated since after MC11. India along with South Africa recently tabled a submission titled 'The Legal Status of Joint Statement Initiatives and their Negotiated Outcomes', wherein, some of the concerns on JSI on DR were reflected. A meeting of the WPDR was convened in June 2021, wherein, concerns with respect to the JSI on DR were raised.

(vii) LDC Services Waiver and implementation of the preferences notified by India

India notified its preferential treatment to services and service suppliers of Least Developed Countries (LDCs) in September 2015. Under the same, waiver of visa fee for LDC applicants seeking Indian business and employment visas (India is the only WTO Member which offered to waive visa fees for LDC applicants), technical assistance and capacity building (earmarking at least 25 per cent of all technical assistance and capacity building opportunities offered by the Indian Ministry of External Affairs), and market access commitments in various sectors and sub-sectors and access for a number of categories of Mode 4 professionals, have been provided to the LDCs.

A Webinar on implementation of the preferences notified under the LDC Services Waiver was organized by WTO in June 2021, during which, India elaborated on the steps taken for implementation of the notified

preferences and the utilisation of the same by the LDCs. The same was well accepted by Members.

(viii) Trade Facilitation Agreement (TFA)

As a part of India's commitment under the TFA (under Article 23.2 of the TFA), a National Committee on Trade Facilitation (NCTF) was set up under the Chairmanship of the Cabinet Secretary. This Committee periodically reviews the implementation of the TFA and facilitates domestic co-ordination towards it. The NCTF as the apex committee is supplemented in its functions by a Steering Committee which is chaired jointly by the Commerce Secretary and Revenue Secretary. These committees are, in turn, supported by Working Groups with experts from relevant institutions entrusted with a specific trade facilitation measure or project.

Formulation of the National Trade Facilitation Action Plan (NTFAP) 2017-2020 was an early measure by the NCTF. For the period 2020 to 2023, a new NTFAP has been prepared with a vision to take additional reforms to bolster trade facilitation efforts and transform the cross-border clearance eco-system through efficient, transparent, risk based, coordinated, digital, seamless and technology-driven procedures.

India has been making proactive strides in TFA implementation under the overall guidance of the NCTF. While India's TFA commitments breakup stands at 72.3 % for category 'A' and 27.7 % for category 'B', many of the category 'B' commitments, which are otherwise due by 2022, have already been fulfilled. This has taken our commitments which have already been implemented as on date to 78.2 %. These initiatives reflect India's commitment towards facilitation of trade with an emphasis on transparency and openness.

(ix) Trade Policy Review

Seventh Trade Policy Review of India at the WTO was successfully completed from 6th-8th January 2021. While appreciating the importance placed by the WTO Members on India's role and contribution to world trade, as well as to the multilateral trading system, more than 1050 questions were asked during this exercise as well as 53 interventions made by the WTO Member countries in the TPR meetings.

India also very actively participated in the TPR of other WTO Member Countries by raising important questions on the reports issued by the WTO Secretariat and Government of the Nations. During 2021-22, India participated in the TPR of Singapore, China, Korea, Australia, Argentina, Russian Federation, Republic of Mauritius and Kingdom of Bahrain.

(B) Intellectual Property initiatives

(i) India's initiative in TRIPS Council at WTO - seeking waiver from certain provisions of TRIPS Agreement in light of COVID-19

In October 2020, India and South Africa jointly proposed TRIPS waiver proposal at WTO. The waiver proposal aims to ensure that intellectual property rights do not become a barrier in the timely and affordable access to medical products, including vaccines, therapeutics and diagnostics and enable nations to deal effectively with the public health emergency arising out of COVID-19 pandemic. The proposal has received support from more than 100 WTO members and many Civil Society Organizations. India and other co-sponsors are making efforts to build consensus on the proposal at WTO.

(ii) Sanitary and Phyto-Sanitary & Technical Barriers to Trade Initiatives

(a) Specific Trade Concerns (STCs)/Bilateral Issues at WTO

WTO Sanitary and Phyto-Sanitary & Technical Barriers to Trade Committee meetings act as a platform to resolve trade concerns (Specific Trade Concerns) arising out of SPS/TBT measures of the member countries. India till date has raised 54 STCs (22 TBT and 32 SPS) at SPS & TBT Committee meetings and has been bilaterally engaging with other Members to resolve issues specifically related to Minimum Residue Levels (MRLs), risk analysis, conformity assessment etc. India also defended its technical regulations on which concerns were raised by other members at these committee meetings.

(b) Notifying Technical Regulations (TRs) to address Regulatory Gaps

Department of Commerce is steering the efforts of key Departments/ministries in facilitating the

formulation of technical regulations with the objective of promoting quality ecosystem and ensuring that sub-standard products are not placed in the market. Apart from priority focus products, the Department has also partnered with Department of Chemicals and Petrochemicals (DCPC) and Department of Heavy Industries (DHI) for formulation of omnibus technical regulations (OTR) on Chemicals and machine safety respectively.

(c) Formation of Joint Working Group with European Union (EU) on Regulatory Cooperation

A Joint Working Group (JWG) has been constituted separately for discussion with EU on Regulatory Cooperation in both goods and services sector. The JWG is expected to facilitate discussion and sharing of information in areas of mutual interest of both the parties.

(C) Plurilateral Negotiations/Fora

(i) United Nations Conference on Trade and Development (UNCTAD)

The United Nations Conference on Trade and Development (UNCTAD) aims at integration of developing countries into the world economy. It serves as the focal point within United Nation for the integrated treatment of trade and development and the interrelated issues in the areas of finance, technology, investment and sustainable development. Three pillars of UNCTAD's existing mandate are: a) independent policy analysis; b) consensus building; and c) technical assistance.

The Ministerial Conference, which meets every four years, is UNCTAD's highest decision-making body and sets priorities and guidelines for the organization and provides an opportunity to debate and evolve policy consensus on key economic and development issues. The XV Ministerial Conference of the UNCTAD took place during 3rd- 7th October 2021. It was co-hosted virtually by the Government of Barbados and UNCTAD. India participated virtually in the plenary session of the Ministerial Conference and also in the Ministerial Round Table on Regional integration.

(ii) Global System of Trade Preferences (GSTP)

The Agreement establishing the Global System of

Trade Preferences (GSTP) was signed on 13th April 1988 at Belgrade. The results of the first Round of the GSTP negotiations for exchange of tariff concessions were ratified by 41 countries and the agreement came into force on 19th April 1989. India extended preferences on 30 Product lines (At HS4-6 level) while receiving concessions from other countries. Some of the products where India extended tariff concessions are COPRA (15% MOP), Cane Molasses (30% MOP), Portland Cement (25% MOP), Calf Leather (30% MOP), Aluminum tubes and pipe (15% MOP) etc.

The results of the second round remain unimplemented.

The third round of GSTP negotiations, were launched in 2004 in Sao Paulo in Brazil and concluded in 2010. It remains unimplemented as minimum 4 members are required to ratify the agreement. In the third round, participating countries agreed to offer 20 % tariff reduction on at least 70 % (80 % for the LDCs Participants) of the goods imported from within this group of nations. So far, 8 out of 44 member countries, including India, have signed the protocol. Of these 8 countries, three countries, viz. India, Malaysia and Cuba have ratified it. The Cabinet Committee on Economic Affairs (CCEA) in its meeting on 23rd August 2012 had approved implementation of India's Schedule of Concessions under the Third Round of negotiations.

The schedules of concessions under the Third Round of negotiations will be implemented thirty days after a minimum of four participants ratify their schedules and inform the GSTP Secretariat. The tariff concessions will be implemented amongst such four participants and other participants will avail of the concessions after they ratify their schedules.

(iii) Bay of Bengal Initiative on Multi-Sectoral Technical and Economic Cooperation (BIMSTEC)

The Bay of Bengal Initiative for Multi-Sectoral Technical and Economic Cooperation (BIMSTEC), a regional organization, comprising seven-member States-Bangladesh, Bhutan, India, Myanmar, Nepal, Sri Lanka and Thailand, came into being on 6th June 1997. The initiative is aimed at furthering economic cooperation on sub regional basis involving

contiguous countries of South East and South Asia grouped around the Bay of Bengal.

BIMSTEC has identified 14 priority areas of cooperation where member countries have been identified to take lead in their respective areas. India is a lead country for Counter Terrorism and Transnational Crime, Environment and Disaster Management, Tourism and Transport and Communication.

In 2004, BIMSTEC members have agreed to establish BIMSTEC Free Trade Area Agreement covering Trade in Goods, Services, Investment and Customs Cooperation. So far, 21 rounds of negotiations by the Trade Negotiating Committee (TNC) have taken place. The 21st meeting of BIMSTEC TNC and meetings of Working Group on Rules of Origin, Services, Investment, Customs Cooperation, Trade Facilitation and Legal Experts were held in Dhaka on 18th-19th November 2018. It was decided that inter-sessional meetings/video conferencing be held to expedite implementation of the BIMSTEC agreement. The 19th meeting of BIMSTEC Working Group on Rules of Origin (WGROO) was held on 21st-22nd January 2019 in New Delhi to discuss outstanding issues related to the RoO chapters and Operational Certification Procedure (OCP) text.

The 20th WGROO was held in Dhaka (in virtual mode) to discuss outstanding issues related to the Rules of Origin chapters and finalization of the transposition of BIMSTEC Product Specific Rules (PSRs).

(iv) BRICS (Brazil, Russia, India, China, South Africa)

BRICS is an association of five major emerging economies: Brazil, Russia, India, China and South Africa. Originally the first four were grouped as “BRIC” before the induction of South Africa in 2010. BRICS Presidency is held rotationally by the Member States on a yearly basis. The Presidency of BRICS for the year 2021 was with India. BRICS countries account for 24.3 % of the world GDP, nearly 41 % of the world population, around 18 % of global merchandise trade in 2020.

The Department of Commerce handles the economic and trade issues under BRICS that are discussed under the institutional mechanism known as the Contact

Group on Trade and Economic Issues (CGETI). Under the presidency of India in 2021, 3 meetings of CGETI were held in March, July and August/September 2021. The BRICS Trade Ministers’ Meeting (TMM) was held on 3rd September 2021, chaired by the Commerce & Industry Minister. All these meetings were held virtually.

The key proposals of India agreed and adopted by the TMM in 2021 are:

- ◆ Statement for BRICS Cooperation on the Multilateral Trading System
- ◆ Framework for Ensuring Consumer Protection in E-Commerce
- ◆ Cooperation Framework for Protection of Genetic Resources, Traditional Knowledge and Traditional Cultural Expressions under the BRICS IPR Cooperation
- ◆ BRICS Framework for Cooperation in Trade in Professional Services
- ◆ BRICS Implementation Roadmap on Trade & Investment related aspects of the “Strategy for BRICS Economic Partnership 2025”

In addition to the above, the following events were successfully organized by the Department of Commerce in coordination with the relevant Ministries/Organizations:

- ◆ Virtual BRICS Trade Fair from 16th-18th August 2021
- ◆ BRICS MSME Roundtable on 22nd July 2021
- ◆ BRICS Workshops on Trade and Services Statistics on 16th July and 13th August 2021

(v) Shanghai Cooperation Organization (SCO)

The Shanghai Cooperation Organization (SCO), a multilateral organization, was established in 2001 in Shanghai, China by the leaders of China, Kazakhstan, Kyrgyzstan, Russia, Tajikistan, and Uzbekistan. The SCO Charter, formally establishing the organization, was signed in June 2002 and entered into force on 19th September 2003. India and Pakistan became the full members of the SCO on 9th June 2017 at a summit in Astana, Kazakhstan. Currently SCO has eight members.

The Republic of Kazakhstan was the Chair of Council of Heads of Government for the year 2021. During the year, the Department of Commerce participated in two meetings of SCO namely:

- ◆ The Meeting of the Commission of Senior Officials of the Ministries and Agencies of the SCO Member States responsible for Foreign Economic and Foreign Trade Activity (SCO Senior Officials meeting) held during 21st-22nd June, 26th-27th August and 15th-17th September 2021.
- ◆ The Meeting of Ministers of the SCO Member States responsible for foreign economic and foreign trade activities held on 14th October 2021. The Indian delegation was led by the Hon'ble Minister of State for Commerce and Industry. During the meeting, the "Statement by the Ministers of the Shanghai Cooperation Organization Member States responsible for foreign economic and foreign trade activities to restore and ensure balanced economic growth" was adopted which was focused on restoring and ensuring balanced and sustainable economic growth.

(vi) G20 and India

The G20 was established in 1999, as a forum of Finance Ministers and Central Bank Governors of the 19 nations (Argentina, Australia, Brazil, Canada, China, France, Germany, India, Indonesia, Italy, Japan, Republic of Korea, Mexico, Russia, Saudi Arabia, South Africa, Turkey, United Kingdom, and United States) and the European Union, in the wake of the Asian Financial Crisis. However, G20 rose to prominence in 2008 when it was elevated from a forum of Finance Ministers and Central Bank Governors to that of Heads of State/Government in order to effectively respond to the global financial crisis of 2008. G20 replaced the G8 in 2009 as premier global forum for international economic cooperation. G20 members represent around 85 per cent of global GDP, over 75 per cent of global trade, and two-thirds of the world's population.

The Department of Commerce (DoC) is the Coordinator/Nodal Department for the Trade and Investment Working Group (TIWG) under G20.

The G20 Presidency in 2021 was with Italy. While the first three meetings of TIWG were held virtually, because of COVID-19 pandemic, the 4th meeting of TIWG during 10th-11th October 2021 and the G20 Trade and investment Ministers' Meeting (TIMM) on 12th October 2021, were held physically in Sorrento, Italy. Hon'ble Minister for Commerce and Industry led the Indian delegation for the G20 Trade & Investment Ministers' Meeting. TIMM adopted the G20 Ministerial Statement with focus on:

- ◆ Reform of the WTO,
- ◆ Trade and Health,
- ◆ Services and Investment,
- ◆ Government Support and Level Playing Field,
- ◆ Trade and Environmental Sustainability, and
- ◆ MSMEs.

In 2022, the presidency is with Indonesia and India will be a TROIKA member. India will hold the G20 Presidency in 2023.

(vii) India Brazil and South Africa (IBSA)

IBSA is a trilateral development initiative between three major democracies from three different continents to promote cooperation and coordination on global issues relevant to these developing countries. Formally established on 6th June 2003, through the "Brasilia Declaration", IBSA represents a major initiative of policy coordination aiming at strengthening multilateralism, reinvigorating south-south cooperation and fostering democratization of decision making within major international instances. IBSA Trade Ministers frequently meet to exchange views on issues like WTO Doha Round. India has been holding the Chairship of IBSA from 2012.

India hosted the 10th meeting of the IBSA Working Group on Trade and Investment (WGTI) on 23rd May 2013 at New Delhi.

During India's IBSA Chairship, Department of Commerce hosted a virtual Coffee Festival during 4th-5th August 2021 in collaboration with Coffee Board of India, Bengaluru, with the Theme - Coffee, Country & Collaboration. The spread of COVID-19 pandemic has dealt a heavy blow on the coffee sector like every other industry. The IBSA Coffee festival threw light

on its impact on coffee industry and deliberated on solutions and opportunities in these three countries, for future growth.

(viii) Generalized System of Preferences (GSP)

The Generalized System of Preferences (GSP) is a unilateral preferential tariff system which provides tariff exemption/reduction on products (as allowed by the GSP providing countries) originating from developing countries including LDCs. GSP scheme has been extended to Indian products by 11 countries namely, Australia, Belarus, Bulgaria, EU, Japan, Kazakhstan, New Zealand, Russian Federation, Switzerland, Turkey and United Kingdom.

Directorate General of Foreign Trade (DGFT) has developed a Common Digital Platform to facilitate the process of issuing Certificate of Origin (CoOs) under GSP Scheme, which has been made effective from 1st April 2021 for all preferential Certificate of Origin (CoO). Exporters are only required to complete the details of their shipment in the CoO format online for issuance of CoO by the relevant authorized agency nominated by the Government for this purpose. However, for exports to the European Union under GSP scheme, the Registered System (REX) system is being used for obtaining EU GSP benefits, wherein the exporter needs to register for obtaining REX number and thereafter Exporter can self-certify the statement of Origin for such exports.

(ix) Supply Chain Resilience Initiative (SCRI)

The Supply Chain Resilience Initiative (SCRI), a trilateral initiative, launched by the Trade & Industry Ministers of Australia, India and Japan on 27th April 2021 seeks to enhance the resilience of supply chains in the Indo-Pacific Region and develop dependable sources of supply and attract investment. This has become more important owing to the disruptions in supplies of raw material and intermediate goods as well as cross-border movement of health professionals on account of the current COVID-19 crisis including recent global-scale changes in the economic and technological landscape.

The key features of the initiative are:

- ◆ Enhancing the resiliency of supply chain in the Indo-Pacific region including diversification of

supply sources and increase competitiveness of sectors.

- ◆ Attract Foreign Direct Investment (FDI) in the region and strengthen mutually complementary relationship among the participants.
- ◆ While the broad objective is to promote, expand and diversify trade and investment, the specific action plans include digitisation of trade documentation, activities for promotion of trade and investment, identification of sectors for cooperation, explore other countries who could join in the initiative, capacity building, promotion of domestic manufacturing.
- ◆ The Trade and Industry Ministers of India, Japan and Australia, formally launched the Supply Chain Resilience Initiative (SCRI) on 27th April 2021 to enhance the resilience of supply chains in the Indo-Pacific Region and to develop dependable sources of supply and to attract investment.

To take the initiative forward, it was decided to take the following initial projects:

- ◆ Sharing of best practices on supply chain resilience; and
- ◆ Holding investment promotion events and buyer-seller matching events to provide opportunities for stakeholders to explore the possibility of diversification of their supply chains.

Pursuant to the aforesaid decision, three Trilateral (Australia-India-Japan) Senior Officers Meeting (SEOM) were held in July, September and December 2021 on the modalities for taking forward the initiative and substantial progress made thereof.

First Buyer-Seller Matching event through the virtual J-Bridge Tie up event was held on 18th November 2021.

(x) Economic and Social Commission for Asia & the Pacific (ESCAP)

India is one of the founding members of ESCAP, the

regional development arm of the United Nations, which serve as the main economic and social development centre for the United Nations in Asia and Pacific. Consisting of 53 Member States and 9 Associate Members, with a geographical scope that stretches from Turkey in the west to the Pacific island nation of Kiribati in the east, and from the Russian Federation in the north to New Zealand in the south, ESCAP is the most comprehensive of the United Nations' five regional commissions. It is also the largest United Nations body serving the Asia-Pacific region.

Established in 1947 with its headquarters in Bangkok, Thailand, ESCAP seeks to overcome some of the region's greatest challenges. It carries out work in the following areas:

- ◆ ICT and Disaster Risk Reduction
- ◆ Environment and Development
- ◆ Social Development
- ◆ Statistics
- ◆ Macroeconomic Policy and Financing for Development
- ◆ Trade, Investment & Innovation
- ◆ Transport
- ◆ Energy

ESCAP focuses on issues that are most effectively addressed through regional cooperation, including:

- ◆ Issues that all or a group of countries in the region face, for which it is necessary to learn from each other;
- ◆ Issues that benefit from regional or multi-country involvement;
- ◆ Issues that are trans boundary in nature, or that would benefit from collaborative inter-country approaches;
- ◆ Issues that are of a sensitive or emerging nature and require further advocacy and negotiation.

(a) Annual Session of ESCAP

The Commission meets annually at the Ministerial level to discuss and decide on important issues

pertaining to inclusive and sustainable economic and social development in the region, to decide on the recommendations of its subsidiary bodies and of the Executive Secretary, to review and endorse the proposed strategic framework and program of work, and to make any other decisions required, in conformity with its terms of reference.

The 77th Session of ESCAP was held online at Bangkok, Thailand from 26th-29th April 2021 via videoconferencing. The theme of the session was "Building back better from crises through regional cooperation in Asia and the Pacific".

(b) India's contribution to ESCAP

The delivery of ESCAP's programs is supported by the regional institution and the sub-regional offices. India has worked in close cooperation with ESCAP during the year. India has also committed continued financial support to the following regional institutions of ESCAP:

- ◆ Asian and Pacific Centre for Transfer of Technology (APCTT), hosted by India in New Delhi.
- ◆ Centre for Sustainable Agricultural Mechanization (CSAM), Beijing, China
- ◆ Statistical Institute for Asia and the Pacific (SIAP), Chiba, Japan

(c) Sub Regional Office in India

Strengthening India's partnership with UN-ESCAP, a Sub-Regional Office (SRO) for South and South West Asia was established in New Delhi with financial assistance from India.

The main activities of SRO are to:

- ◆ Implement the Commission's agenda at the sub-regional level by serving as a link between sub-region and Commission headquarters.
- ◆ Promote and support specific sub-region priorities and programs concentrating on the priority sectors of member States within the sub-region.
- ◆ Operate as sub-regional nodes for knowledge management and networking.

- ◆ Spearhead the delivery of technical assistance activities and act as the Commission's implementing arm in the sub-region.
- ◆ Establish close working relations with United Nations country teams within the sub-regional and promote the coordination of United Nations systems activities at the sub-regional level.
- ◆ Build strong partnerships and network with other relevant actors in the sub-region, including other sub-regional intergovernmental bodies, to promote sub-regional cooperation within a regional framework.

(xi) **Kimberley Process Certification Scheme**

The Kimberley Process (KP) is a joint initiative of participating Governments along with observers from industry and civil society to stem the flow of conflict diamonds (rough diamonds used by rebel movements to finance wars against legitimate government). Kimberley Process Certification Scheme (KPCS) is a UN mandated (UNGA Resolution 55/56 of 2000 and UNSC Resolution 1459 (2003)) international certification scheme. It requires each participant to impose internal controls over production and trade of rough diamonds. Trading in rough diamonds with a non-participant is not allowed. All exports of rough diamonds have to be accompanied by a valid KP Certificate stating that diamonds are conflict free.

KPCS currently have 56 participants, representing 82 countries with the European Union and its Member States counting as single participant. All major diamond producing, trading and polishing centres are members of KP. Civil Society and industry groups also actively participate in the KP. Chairmanship of KP is rotated on annual basis. The Vice Chair is selected at the annual "Plenary" meeting and becomes Chair automatically the following year. The KPCS Chair oversees the implementation of the KPCS, the operations of the Working Groups and Committees, and General Administration. The Russian Federation is the KP Chair for 2021 and Botswana being vice Chair 2021 will become KP Chair in 2022.

India is one of the founding members of KPCS. India was the Chair of Kimberley Process in the year 2008 and 2019.

12. **TRADE IN SERVICES**

(i) **Bilateral Engagements in Services in 2021-22**

The Trade Policy Division (Services) of the Department of Commerce is engaged in bilateral FTA negotiations under various tracks including trade in services with the EU, EFTA, Israel, UAE, Canada and Australia. The issues related to the implementation of India-Japan CEPA and upgradation of India- Korea CEPA are being discussed in the respective Sub-groups set up under the Joint Committee of the trade partners. Besides, the Division is also engaged in bilateral trade dialogues with China under the India-China Working-Group on Services and with the UK under the Enhanced Trade Partnership and Joint Economic and Trade Committee (JETCO) meetings.

India and the United States held the twelfth Ministerial-level meeting of the India- United States Trade Policy Forum (TPF) in New Delhi on 23.11.2021. In the meeting, *inter alia*, issues related with services trade viz., Social Security Agreement/Totalization Treaty, MRA in Nursing Services, MRA in Accountancy Services and Digital trade were discussed.

With reference to implementation of existing FTAs, focused efforts are being made to encourage mutual recognition agreements among professional bodies to address mobility issues being faced by the service suppliers and resolve barrier, if any, faced by the exporters and other stakeholders.

(ii) **Services trade statistics**

The Division is pursuing a framework for collection and compilation of statistics on international trade in services in coordination with the Director General of Commercial Intelligence and Statistics (DGCI&S) and in consultation with the concerned Departments.

(iii) **Engagement with industry stakeholders**

Focused engagements with industry stakeholders were conducted in the areas of IT/ITES, audio visual services, medical value travel, tourism, higher education and accountancy services. The important actionable points and reform suggestions which emerged from the discussions are being pursued with the agencies concerned.

(iv) Services Export Cell

To bring in export orientation in the efforts of different Nodal Ministries/Departments of the Government of India and State Governments and to enable synergy in programmes and schemes undertaken at various levels, on the request of Department of Commerce, a Services Export Cell has been created in the nodal Ministries/Departments handling Champion Services Sector.

(v) Trade Promotion through organization of international fairs/exhibitions/events**Higher Education Summit (HES)**

- ◆ The Higher Education Summit (HES), a Global Conference & Exhibition is jointly organized by Ministry of Commerce and Industry, Government of India, Federation of Indian Chambers of Commerce & Industry (FICCI) and Services Export Promotion Council (SEPC). The event is also supported by Ministry of Human Resource Department & Educational Consultants India Limited (EDCIL).
- ◆ The 16th Higher Education Summit was organized

by FICCI from 25th-27th February 2021 through virtual platform. The theme of the summit was 'Higher Education @ 2030: R.I.S.E. - Resilience. Innovation. Sustainability. Enterprise.'

◆ Main highlights of the event were :

- One-on-one interactions with top educationists, industry leaders, Vice Chancellors, Students etc.
- Reverse Buyer Seller Meet (RBSM)- International Student recruitment. Showcase opportunities available in Indian market and encourage foreign universities to collaborate.
- Opportunity to sign MoUs with Global Universities and Institutions who are interested in Indian Market.
- Attract FDI in higher education sector with a re-look at the currently existing 'not-for-profit' structure.
- Pursue collaborations and tie-ups for research, student and faculty exchange programs, twinning programs, etc.

Chapter 7

SPECIAL ECONOMIC ZONES (SEZs) AND EXPORT ORIENTED UNITS (EOUs)

1. SPECIAL ECONOMIC ZONES (SEZs)

Asia's first Export Processing Zone (EPZ) was set up in Kandla in 1965, followed by establishment of seven more EPZs in the country. Subsequently, Special Economic Zones (SEZs) Policy was announced in April, 2000 wherein various new features were incorporated. This policy intended to make SEZs as an engine for economic growth supported by quality infrastructure and complemented by an attractive fiscal package, both at the Centre and the State level, with a user-friendly regulatory framework. Accordingly, all the 8 pre-existing EPZs located at Kandla and Surat (Gujarat), Santa Cruz (Maharashtra), Cochin (Kerala), Chennai (Tamil Nadu), Visakhapatnam (Andhra Pradesh), Falta (West Bengal) and Noida (Uttar Pradesh) were converted into Special Economic Zones.

The Special Economic Zones Act, 2005, was passed by Parliament in May 2005 & received Presidential assent on the 23rd June 2005. The SEZ Act 2005, supported by SEZ Rules, came into effect on 10th February 2006.

The main objectives of the SEZ Act are: -

- ◆ Generation of additional economic activity
- ◆ Promotion of exports of goods and services
- ◆ Promotion of investment from domestic and foreign sources
- ◆ Creation of employment opportunities
- ◆ Development of infrastructure facilities

In terms of the SEZ Act, 2005, an SEZ may be set up either jointly or severally by the Central Government,

State Govt. or any person for manufacture of goods or rendering services or for both or as a free trade warehousing zone. Such proposals duly recommended by the concerned State Government are considered by the Board of Approval (BoA) for SEZs. SEZs being set up under the SEZ Act, 2005 are primarily private investment driven initiatives.

(A) Current Performance of SEZs

After notification of SEZ Rules in February 2006, Department of Commerce has granted 425 formal approvals for setting up SEZs, out of which 358 have been notified. Out of the total employment provided to 25,60,286 persons in SEZs as a whole, 24,25,582 is incremental employment generated after February 2006. This is apart from millions of man days of employment generated by the developers for infrastructure activities. Physical exports from the SEZs have been reported Rs. 7,59,524 crore in 2020-21, registering a decrease of (-)4.66% compared to Rs. 7,96,669 crore in 2019-20. There has been overall growth of export of 3,225% over past sixteen years (2005-06 to 2020-21). The total physical exports from SEZs as on 30th September 2021 has been to the tune of Rs. 4,48,247 crore, registering a growth of 28.30% over the exports of corresponding period of the previous financial year. The total investment in SEZs till 30th September 2021 is Rs. 6,28,565.89 crore, including Rs. 5,92,845.46 crore in the newly notified SEZs set up after SEZ Act, 2005. 100% FDI is allowed in SEZs through automatic route.

Exports from the operational SEZs from 2005-06 are as under:

Years	Exports		Growth (%) over Previous Year (INR)
	(Value in Rs. crore)	(Value in US\$ billion)	
2005-2006	22,840	5.08	-
2006-2007	34,615	7.69	52
2007-2008	66,638	14.81	93
2008-2009	99,689	21.71	50
2009-2010	2,20,711	46.54	121.40
2010-2011	3,15,868	69.30	43.11

Years	Exports		Growth (%) over Previous Year (INR)
	(Value in Rs. crore)	(Value in US\$ billion)	
2011-2012	3,64,478	76.01	15.39
2012-2013	4,76,159	87.45	31
2013-2014	4,94,077	81.67	4
2014-2015	4,63,770	75.84	(-)6.13
2015-2016	4,67,337	71.38	0.77
2016-2017	5,23,637	78.07	12.05
2017-2018	5,81,033	90.15	11
2018-2019	7,01,179	100.28	21
2019-2020	7,96,669	112.37	13.62
2020-2021	7,59,524	102.32	(-)4.66
2021-2022 (upto 30.09.2021)	4,48,247	60.63	28.30*

*Exports growth of the corresponding period of FY 2020-21

A total of 268 SEZs are exporting at present. Out of this, 162 are IT/ITES SEZs and 106 Multi sector SEZs. 5,604 units have been setup in the SEZs till date.

(B) Impact of the Scheme

The SEZ scheme has generated tremendous response among the investors, both in India and abroad which is evident from the flow of investment and creation of additional employment in the country. In addition to earning of foreign exchange and development of infrastructure, SEZs have achieved significant local area impact in terms of direct as well as indirect employment, emergence of new activities, changes in consumption pattern and social life.

(C) Some Key Aspects of SEZs

(i) Land Requirement for SEZs

Consequent to amendment to SEZ Rules, 2006, carried out on 17th December, 2019, the minimum land area requirement for setting up a Special Economic Zone or Free Trade Warehousing Zone other than a Special Economic Zone for Information Technology or Information Technology enabled Services, Biotech or Health (other than hospital) service, is a contiguous land area of fifty hectares or more. In case a Special Economic Zone is proposed to be set up in the States

of Assam, Meghalaya, Nagaland, Arunachal Pradesh, Mizoram, Manipur, Tripura, Himachal Pradesh, Uttarakhand, Sikkim, Goa or in a Union territory, the minimum area required is twenty-five hectares or more.

There is no minimum land area requirement for setting up a Special Economic Zone for Information Technology or Information Technology enabled Services, Biotech or Health (other than hospital) service. A minimum built up processing area requirement, based on the category of cities, is indicated in the following Table:

S. No.	Categories of cities	Minimum built-up area requirement
1	Category 'A'	50,000 sq.mts.
2	Category 'B'	25,000 sq. mts.
3	Category 'C'	15,000 sq. mts.

(ii) Procedure for setting up of Special Economic Zone

After the recommendation of the concerned State Government for setting up of SEZ, the Board of

Approval approves a proposal for establishment of a Special Economic Zone subject to the requirements of minimum area of land and other terms and conditions prescribed in the SEZ Act and Rules. State Governments have been advised that in case of land acquisition for SEZs, first priority should be for acquisition of waste and barren land and if necessary single crop agricultural land could be acquired for the SEZs. If perforce, a portion of double cropped agricultural land has to be acquired to meet the minimum area requirements, especially for multi-product SEZs, the same should not exceed 10% of the total land required for the SEZ. The Central Government does not allot any land for SEZs. The Board of Approval on SEZs only considers those proposals, which have been duly recommended by the State Government. Further, pursuant to the decision of Empowered Group of Ministers (EGoM) in its meeting held on 5th April, 2007 the State Governments have been informed on 15th June, 2007, that the Board of Approval will not approve any SEZs where the State Governments have carried out or propose to carry out compulsory acquisition of land for such SEZs after 5th April, 2007.

(iii) Details of Land under SEZs

1	Total land area related to 7 Central Govt. + 12 State/Private notified SEZs	2,132.18 Ha
2	Total land area related to 358 notified SEZs	39,838.16 Ha
3	Total land area related to 67 formally approved SEZs	5,460.03 Ha
4	Total land area related to notified and formally approved SEZs (1+2+3)	47,430.37 Ha
5	Land area related to 34 In principle approved SEZs	20,454 Ha
6	% of area of notified SEZs to that of land area of India (328 MHa)	0.013%
7	% of area of notified SEZs to that of agrl. land area of India (142 MHa)	0.026%

(iv) Fiscal benefits and duty concession offered to SEZ Developers and units

- ◆ To attract investment into SEZs, including foreign investment, following incentives and facilities have been offered to the units in SEZs:
 - Duty free import/domestic procurement of goods for development, operation and maintenance of SEZ units.
 - 100% Income Tax exemption on export income for SEZ units under Section 10AA of the Income Tax Act for first 5 years, 50% for next 5 years thereafter and 50% of the ploughed back export profit for next 5 years. (Sunset Clause for Units becomes effective from 01.04.2020).
 - Exemption from Minimum Alternate Tax (MAT) under section 115JB of the Income Tax Act. (withdrawn w.e.f. 01.04.2012).
 - Exemption from Central Sales Tax, Exemption from Service Tax and Exemption from State Sales Tax. These have now subsumed into GST and supplies to SEZs are zero rated under IGST Act, 2017.
 - Other levies as imposed by the respective State Governments.
 - Single window clearance for Central and State level approvals.
- ◆ The major incentives and facilities available to SEZ developers include:
 - Exemption from customs/excise duties for development of SEZs for authorized operations approved by the BoA.
 - Income Tax exemption on income derived from the business of development of the SEZ in a block of 10 years in 15 years under Section 80-IAB of the Income Tax Act. (Sunset Clause for Developers has become effective from 01.04.2017)
 - Exemption from Central Sales Tax (CST).
 - Exemption from Service Tax (Section 7, 26 and Second Schedule of the SEZ Act).

(D) Recent Initiatives for ensuring Ease of Doing Business in SEZs

- ◆ Method of calculation for Net Foreign Exchange earning criteria has been reviewed and modified vide Notification dated 7th March 2019
- ◆ Rule 53A has been inserted to facilitate the calculation of net foreign exchange for a unit in an International Financial Service Centre in view of its special nature
- ◆ Uniform list of services to SEZ, a broad list of input services that could be utilized by SEZ units for their day-to-day operations thereby avoiding the requirement of the units to seek permission of Development Commissioners for each such instance
- ◆ Setting up of cafeteria, gymnasium, creche and other similar facilities / amenities allowed to SEZ units
- ◆ Delegation of powers to Development Commissioner for shifting of SEZ unit from one SEZ to another within their jurisdiction
- ◆ An amendment to the SEZ Rules in March 2019 to allow employees of IT/ITeS SEZ units to work for home
- ◆ Guidelines for clearance of abandoned goods/uncleared cargo laying in FTWZs
- ◆ Formalize “de-notification” process for enclaves and delink its present mandatory usage for SEZs purpose only
- ◆ Support to enable servicification of manufacturing zones. Allowing manufacturing enabling services companies e.g. R&D services, engineering design services, logistics service.
- ◆ Developers are allowed flexibility to enter into a long term lease agreement with stakeholders in Zones in line with the State policies.
- ◆ Enabling provisions for transfer of approval from one co-developer to other co-developer.
- ◆ Amendment in SEZ Act, 2005 [Section 2(v)] for enabling Trusts and any other entity notified by the Central Government to set up units in SEZ.
- ◆ Vide amendment dated 23.10.2020, a proviso in Rule 24(3) of the SEZs Rules has been inserted regarding admissibility of Drawback and any other similar benefit on supplies from Domestic Tariff Area to foreign suppliers in Free Trade and Warehousing Zone, where the payments are made in foreign currency by the foreign supplier to Domestic Tariff Area.
- ◆ A new rule 21A has been inserted in SEZ Rules, 2006 which enables setting up of Unit by Multilateral or Unilateral or International agencies notified under United Nation (Privileges and Immunities) Act, 1947 (46 of 1947) in International Financial Services Centre.
- ◆ Power Guidelines, 2016 have been amended vide this Department's OM dated 07.06.2021 allowing a unit to set up non-conventional power plants within their premises for the exclusive purpose of captive consumption subject to the condition that non tax/duty benefits stipulated under Section 26 of SEZ Act, 2005.
- ◆ Instruction No. 106 relating to the policy for worn/used clothing and plastic recycling units in SEZs/EoUs was issued on 27th May 2021.
- ◆ Instruction No. 107 dated 26th August 2021 has been issued to all Development Commissioners for minimizing regulatory compliances for Pharma Industry. Further, integration of FSSAI with SEZ Online System has been made live.
- ◆ Instruction No. 108 dated 11th October 2021 has been issued pertaining to alternative method of transfer of space by an existing unit under Rule 74 of SEZ Rules, 2006.
- ◆ Instruction No. 109 dated 18th October 2021 has been issued which provides that reorganization including change of name, change of shareholding pattern, business transfer arrangements, court approved mergers and demergers, change of constitution, change of Directors, etc. may be undertaken by the Unit Approval Committee (UAC) concerned subject to the condition that Developer/Co-developer/Unit shall not opt out or exit out of the Special Economic Zone and continues to operate as a going concern.

**State-wise distribution of approved SEZs
(As on 31.10.2021)**

States/UTs	Formal Approvals	In-principle approvals	Notified SEZs	Total Operational SEZs (Including prior to SEZs Act + under the SEZs Act)
Andhra Pradesh	32	4	27	24
Chandigarh	2	0	2	2
Chhattisgarh	2	1	1	1
Delhi	2	0	0	0
Goa	7	0	3	0
Gujarat	26	4	22	21
Haryana	25	3	22	7
Jharkhand	2	0	2	0
Karnataka	61	0	50	34
Kerala	29	0	25	20
Madhya Pradesh	12	0	7	5
Maharashtra	51	12	45	37
Manipur	1	0	1	0
Nagaland	2	0	2	0
Odisha	7	0	5	5
Puducherry	1	1	0	0
Punjab	5	0	3	3
Rajasthan	5	1	4	3
Sikkim	1	0	0	0
Tamil Nadu	56	5	53	50
Telangana	64	0	57	35
Tripura	1	0	1	0
Uttar Pradesh	24	1	21	14
West Bengal	7	2	5	7
Grand Total	425	34	358	268

Fact Sheet on Special Economic Zones

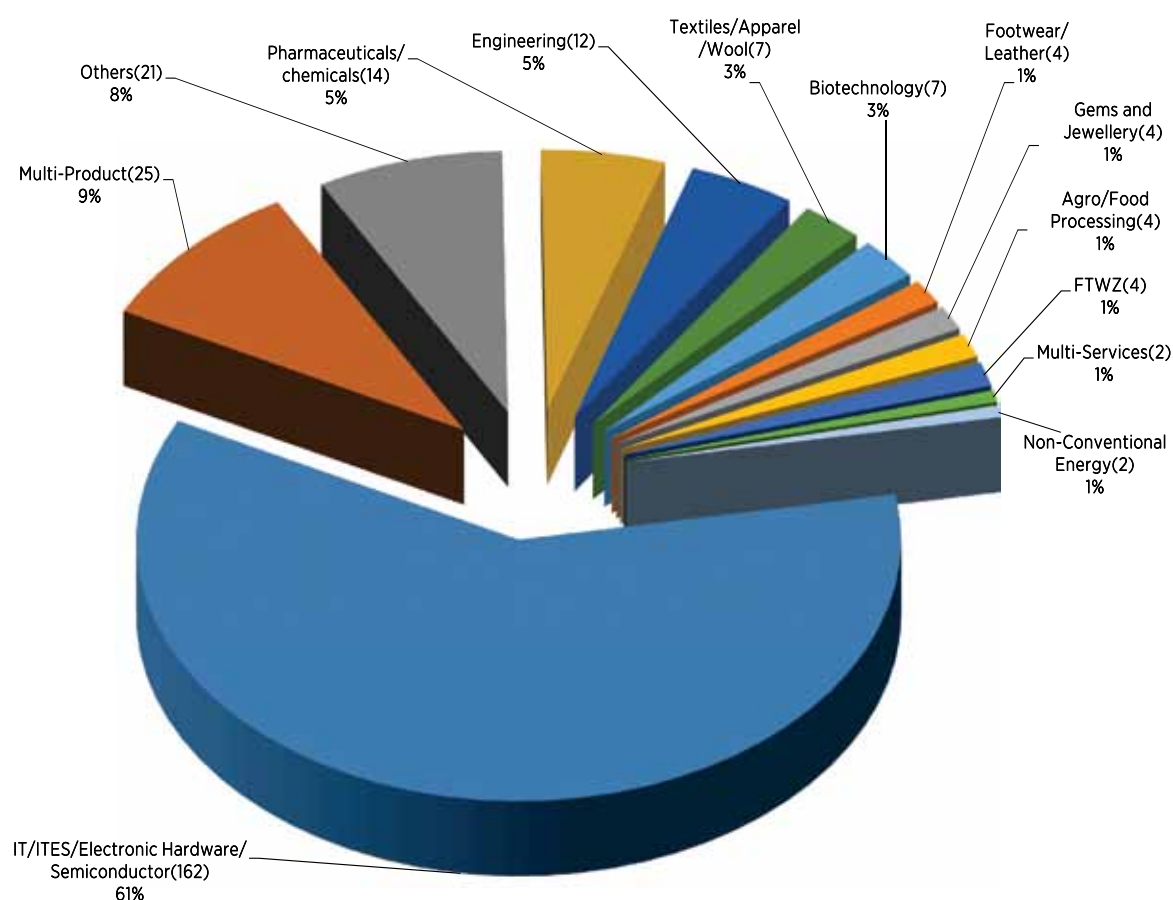
(Dedicated website: www.sezindia.nic.in)

Number of Formal Approvals <i>(As on 31.10.2021)</i>		425			
Number of Notified SEZs <i>(As on 31.10.2021)</i>		377 <i>(Including 7 Central Govt.+12 State Govt. / Private Sector SEZs set up prior to the enactment of SEZ Act, 2005)</i>			
Number of In-Principle Approvals <i>(As on 31.10.2021)</i>		34			
Operational SEZs <i>(As on 30th September, 2021)</i>		268 <i>(Break up: 25 are multi product SEZs, remaining are sector specific SEZs)</i>			
Units Approved in SEZs <i>(As on 30th September, 2021)</i>		5,604			
Land for SEZs (As on 31.10.2021)	7 Central Govt. + 12 State Govt. /Pvt. SEZs notified before SEZ Act, 2005.	Notified SEZs under the SEZ Act, 2005	Total Notified SEZs Area (1+2)	Formally Approved SEZs (425-358)	Total Area (3+4)
	(1)	(2)	(3)	(4)	(5)
	2132.18 Ha	39838.16 Ha	41970.34 Ha	5460.03 Ha	47430.37 Ha
	Land is a State subject. Land for SEZs is procured as per the policy and procedures of the respective State Governments.				
INVESTMENT		Investment <i>(As on February 2006)</i>	Incremental Investment	Total Investment <i>(As on 30th September 2021)</i>	
Central Government SEZs		Rs. 2,279.20 crore	Rs. 19,812.48 crore	Rs. 22,091.68 crore	
State/Pvt. SEZs set up before 2006		Rs. 1,756.31 crore	Rs. 11,872.44 crore	Rs. 13,628.75 crore	
SEZs Notified under the Act		-	Rs. 5,92,845.46 crore	Rs. 5,92,845.46 crore	
Total		Rs. 4,035.51 crore	Rs. 6,24,530.38 crore	Rs. 6,28,565.89 crore	
EMPLOYMENT		Employment <i>(As on February 2006)</i>	Incremental Employment	Total Employment <i>(As on 30th September 2021)</i>	
Central Government SEZs		1,22,236 persons	71,351 persons	1,93,587 persons	
State/Pvt. SEZs set up before 2006		12,468 persons	97,286 persons	1,09,754 persons	
SEZs Notified under the Act		0 person	22,56,945 persons	22,56,945 persons	
Total		1,34,704 persons	24,25,582 persons	25,60,286 persons	

Exports in 2019-20	Rs. 7,96,669 crore [US\$ 112.37 billion] (Growth of 13.62% over FY 2018-19)
<i>DTA Sale (Deemed exports)</i>	Rs. 19,662 crore (2% of total production)
<i>DTA Sale (Not counted for +ve NFE)</i>	Rs. 1,14,445 crore (12% of total production)
Exports in 2020-21	Rs. 7,59,524 crore [102.32 Billion USD] (Decrease of (-)4.66% over FY 2019-20)
<i>DTA Sale (Deemed exports)</i>	Rs. 20,167 crore (2% of total production)
<i>DTA Sale (Not counted for +ve NFE)</i>	Rs. 1,76,634 crore (18% of total production)
Exports in 2021-22 <i>(As on 30th September, 2021)</i>	Rs. 4,48,247 crore [60.63 Billion USD] (Growth of 28.30% over the exports of the corresponding period of FY 2020-21)
<i>DTA Sale (Deemed exports)</i>	Rs. 12,931 crore (2% of total production)
<i>DTA Sale (Not counted for +ve NFE)</i>	Rs. 1,46,050 crore (24% of total production)

Sector-wise Distribution of SEZs in India

(Number & Percentage of Operational SEZs (268) as on 30.09.2021)



2. EXPORT ORIENTED UNITS (EOUs)

The Export Oriented Units (EOUs) scheme was introduced in early 1981, primarily to boost exports by creating additional production capacity. It was introduced as a complementary scheme to the Free Trade Zones/Export Processing Zone (EPZ) Scheme introduced in the sixties. It adopts the same

production regime as SEZs (erstwhile EPZs) but offers a wide option in locations.

Units undertaking to export their entire production of goods and services, except permissible sales in the DTA, as per the Export-Import Policy are referred to as export oriented units (EOUs). The EOUs function under the administrative control of the concerned

Development Commissioner of Special Economic Zone i.e., under the Department of Commerce, Government of India.

The EOUs are governed by the provisions of Chapter 6 of the Foreign Trade Policy (FTP) and

its procedures, as contained in the Handbook of Procedures (HBP).

As on 30th September 2021, 1650 units are in operation under the EOU Scheme as compared to 1607 EOUs on 30th September 2020.

State wise distribution of functional EOUs (as on 30.09.2021)

SEZ	State/UTs	Functional EOUs as on 30.09.2021
NSEZ	Chandigarh	02
	Delhi	06
	Haryana	50
	Himachal Pradesh	03
	Jammu & Kashmir	01
	Punjab	07
	Rajasthan	50
	Uttar Pradesh	47
	Uttarakhand	01
CSEZ	Karnataka	385
	Kerala	89
ISEZ	Madhya Pradesh	8
VSEZ	Andhra Pradesh	71
	Telangana	130
FSEZ	West Bengal	30
	Jharkhand	02
	Orissa	01
	Meghalaya	01
MEPZ	Tamil Nadu	312
	Puducherry	10
KASEZ	Gujarat	181
SEEPZ	Maharashtra	214
	Dadra & Nagar Haveli	17
	Daman & Diu, Goa	32
TOTAL		1650

Exports performance by EOUs

(Value in Rs. Crore)

Year	EOUs Export
2017-18	1,04,381
2018-19	1,24,704
2019-20	1,20,172
2020-21	1,10,625*
2021-22 (Provisional upto September 2021)	53,632*

*Provisional as APRs & QPRs from some of the units are yet to be received.

EOUs are mainly concentrated in textiles and yarn, food processing, Gems & Jewellery, computer

software, electronics, chemicals, plastics, granites and minerals/ores.

Chapter 8

SPECIALIZED AGENCIES

1. PLANTATION (TEA, COFFEE, RUBBER AND SPICES)

The plantation sector comprises of tea, coffee, rubber and spices sectors which have importance in India's economy as this sector is related to the livelihood concerns of a large number of people employed directly and indirectly in the plantation industry and its ancillary activities. It is also a large foreign exchange earner. The plantation sector is one of the oldest organized industries in India and the mainstay of the agrarian economy of many States. The uniqueness of plantation crops lies in its massive growth potential and scope for improved lives, without migration, through traditional skills development and sustainable manner. Historically, plantations in India were promoted as a means of foreign exchange earner to overcome its acute shortage. Given this role, the sector received considerable attention of the State. This is evident as commodity boards were set for each of the crops and with legislations that empowered these boards to undertake various activities needed for plantation development. Further, despite agriculture being a State subject, on account of their role in export earnings the commodity boards were kept under the Ministry of Commerce and Industry.

The details of each sector are summarized as under:

(A) Tea Sector

(i) Tea Board

The Tea Board is a statutory body constituted under the Tea Act, 1953 to discharge various functions, duties and responsibilities envisaged in the Act for the overall development of the tea industry in India. The Tea Board consists of 31 members, including the Chairman. The tenure of the Board is three years. The Deputy Chairman is the Chief Executive Officer and there are two Executive Directors who are stationed at Zonal offices one each at Guwahati in Assam (for entire North Eastern Region) and another at Coonoor in Tamil Nadu (for entire South India Region). The functions of the board are to develop effective management strategies to facilitate competence and innovation in tea plantations, innovative processing technology for producing good quality teas, augmentation of high value tea

exports, capacity building for human resources at all levels in tea industry, strengthening of Research and Development efforts on all aspects of tea husbandry and technology, add value to tea production from small farms through Tea App "Chai Sahyog" that links the same to tea factories and next generation auction platforms with all services hosted on a cloud platform, so that price realization can be ensured across all stakeholders.

(ii) Tea in India

India is the largest producer and consumer of black tea in the world. The tea consumption in India accounts for 19 per cent of the global consumption due to its population even though the per capita consumption is lower. Almost 81 per cent of the total production is consumed within the country. This distinct position is in sharp contrast with other producing countries, particularly Kenya and Sri Lanka which hardly have any strong domestic demand and hence they are able to export most of their production. On an average 19 per cent of the total production is exported and balance 81 per cent is consumed within the country. Besides bringing in valuable foreign exchange, tea industry is one of the important sources of revenue for the tea growing states. The most significant feature of the industry is its ability to provide direct employment to more than a million workers, of which a sizeable number are women.

(iii) Tea Growing Regions

Assam, West Bengal, Tamil Nadu and Kerala are the major tea growing states. They account for 98 per cent of the total production. Other traditional states where tea is grown to a small extent are Tripura, Himachal Pradesh, Uttarakhand, Bihar and Karnataka. The non-traditional states that have entered the tea map of India in the recent years include Arunachal Pradesh, Manipur, Meghalaya, Mizoram, Nagaland and Sikkim. India produces some of the world's finest teas – Darjeeling, Assam, Nilgiris and Kangra famous for their delicate flavour, strength and brightness. With diverse agro climatic conditions, India produces medley of teas suited to different tastes and preferences of consumers. The characteristics of each region are distinct, which sets them apart from one another in many different ways.

(iv) Production

During 2020-21 tea production stands at 1283.03 million kgs, as against 1360.81 million kgs in 2019-20, indicating thereby a decrease of 77.78 million kgs

(-5.72 %) due to initial lockdown conditions existed due to COVID-19 and adverse climatic conditions that prevailed in major tea growing areas of North India.

Production of Tea in India during last Three Financial Years

(Values in million kgs)

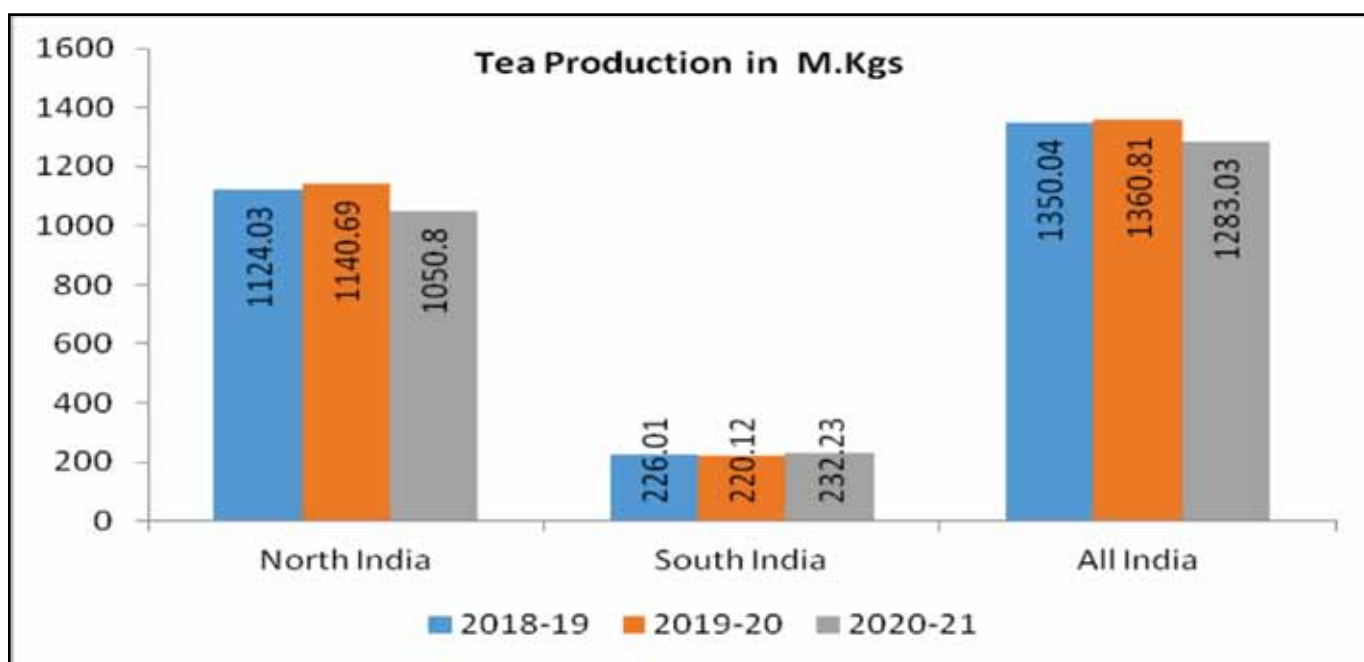
Year	North India	South India	All India
2018-19	1124.03	226.01	1350.04
2019-20	1140.69	220.12	1360.81
2020-21	1050.80	232.23	1283.03

Source: Tea Board

Based on the provisional data of production, the cumulative tea production during 2021-22 (April-November) is arrived at 1164.69 million kgs., higher by 55.59 million kgs over corresponding period of the previous year. It is expected that the tea production

for 2021-22 may reach around 1350 million kg, higher than last year's production of 1283.03 million kg.

Tea production for 2018-19, 2019-20 and 2020-21 is given in the graph below :



Source: Tea Board

(v) Exports

Exports from India during the financial year 2020-21 were 203.79 million kgs in quantity with value realization of Rs. 5311.53 crore, as against 241.34 million kgs in quantum and Rs. 5457.10 crore in value realization during 2019-20, indicating a decrease of 37.55 million kgs in quantity and Rs. 145.57 crore in value. However, unit price realization was increased

to Rs. 260.64 per kg in 2020-21, compared to Rs. 226.11 per kg in 2019-20. Out of the total exports in 2020-21 about 15.76 per cent are in the value added form (packet tea, tea bags and instant tea) while the rest is in bulk form. Increase in export was noticed to the following countries during the year 2020-21; UAE by 0.99 million kgs, Singapore by 0.27 million kgs, Australia by 0.23 million kgs, Kazakhstan by 0.17 million kgs, Kenya by 0.16 million kgs.

Exports of Tea from India during the last Three Financial Years

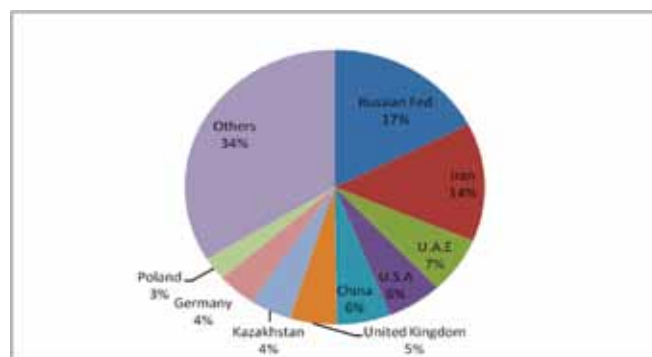
Year	Quantity (M.Kgs)	Value (Rs. crore)	Unit Price (Rs/Kg)	Value (M.US\$)	Unit Price (\$/Kg)
2018-19	254.50	5506.84	216.38	787.50	3.09
2019-20	241.34	5457.10	226.11	768.93	3.19
2020-21	203.79	5311.53	260.64	716.86	3.52

Source: Tea Board

During the current financial year 2021-22 (April-October), the provisional tea exports stood at 110.28 million kgs., with FOB value of Rs. 3038.01 crore as compared to 119.34 million kgs in 2020-21 and FOB value of Rs. 3047.93 crore of corresponding period. The unit price realization of tea exports is however higher by Rs. 20.08 per kg 7.86 per cent over corresponding period of the previous year.

The combined effect of initial lockdown conditions, loss of exportable tea crop at the initial period, low auction price of Kenyan teas in International Markets and logistical challenges has affected exports so far and expect that it will up momentum in the coming period. It is expected that the tea exports for 2021-22 will be around 190-200 million kgs. but with improved value realization.

Direction of Indian Tea Exports in 2020-21



Source: Tea Board

(vi) Imports

The volume of tea imported during the financial year 2020-21 was 27.75 million kgs. valued at US\$ 62.54 million with a unit price of US\$ 2.25 per kg. as against 15.54 million kgs., valued at US\$ 32.66 million with a unit price of US\$ 2.10 per kg in 2019-20.

At present, basic import duty on tea falling under the head 0902 is 100 per cent and on instant tea falling

under head 210120 is 30 per cent. However, duty free import of tea is allowed under the duty exemption scheme and/or by EOU/SEZ units.

During current financial year 2021-22 (April-October), provisional imports stood at 14.31 million kgs., with value of US\$ 29.43 million as compared to 16.28 million kgs. and value of US\$ 40.57 million of corresponding period of the previous year.

(vii) Prices

Prices in public auctions during 2020-21 increased by Rs. 58.72 per kg as compared to price realized during 2019-20.

Period	North India	South India	All India
2018-19	151.87	103.15	140.26
2019-20	148.55	96.52	137.65
2020-21	216.36	140.40	196.97

Source: Tea Board

During 2021-22 (April-November), the average auction price was Rs. 177.52 which decreased by Rs. 38.37 (-17.77 %) over its corresponding period of the previous year. CTC price is declined by 18.89 per cent Orthodox price decreased by 13.47 per cent, but Darjeeling price increased by 10.47 per cent during the period compared to corresponding period.

Category Prices of Tea in Rs./Kg

Category	2021-2022 (April-November)	2020-2021 (April-November)	(%) of Increase/Decrease
CTC	172.97	213.25	(-)18.89
Ortho	204.28	236.08	(-)13.47
Darjeeling	418.62	378.94	10.47
All Teas	177.52	215.89	(-)17.77

Source: Tea Board

(viii) Tea Development

Tea Board under “Tea Development & Promotion Scheme” provides financial support for activities aimed at increasing tea production and productivity of plantations, modernization of tea processing, packaging and value addition facilities and encouraging co-operative efforts amongst small tea growers and also welfare measures for tea garden workers that are supplementary to the provisions of the Plantation Labour Act. Financial assistance is provided for uprooting and replanting/rejuvenation

of old aged tea bushes, creation of irrigation facilities, field mechanisation, collectivisation of small growers by way of Self Help Groups/producer groups, training, demonstration, study tours, value addition, quality certification, incentivisation of production of orthodox and green teas and welfare measures for workers.

(ix) Achievements

The physical achievements for the FY 2021-22 (up to 31.12.2021) for the major components are as under:

Component	Activities	Achievement
Plantation Development -Big Growers	Replanting and Replacement Planting (ha)	906.57
	Rejuvenation Pruning(ha)	16.28
	Creation of Irrigation Facilities (ha)	474.68
	Field Mechanization (No.)	93
Plantation Development - Small Growers	Replanting / Replacement Planting (ha)	74.11
	Rejuvenation Pruning (ha)	386.54
	Field Mechanization (No. of Beneficiary)	555
	Assistance to SHG/FPO (No. of Beneficiary)	487
	Training/Workshop/Seminar (No.)	10
	Orthodox Production Subsidy(m kg)	62.49
Human Resource Development	Assistance to disabled persons dependent on tea garden workers/special cases of heart and cancer patients (No.)	2
	Educational stipend, Uniform / Book Grant etc. / Nehru Award (No.)	1854
	Assistance for organising Bharat Scouts, Guides activities (No. of Beneficiaries)	2

(x) Tea Research

The research activities of Tea Board are being conducted through three tea research institutes ; TRA for North-East India, UPASI for South India and DTR&DC/QCL for Darjeeling Tea Industry. Various regulatory issues of tea (including fixation of residue limits of pesticides, addressing pesticide residue problem, iron filings, heavy metal contaminants, artificial colour, fixation of quality parameters, and packaging standards) have been undertaken in order to comply with both the national and international regulatory standards. Some of the salient leads

achieved in r/o research and industry supporting activities are summarized below:

- ◆ Developing method of recycling tea waste for preparing compost from tea waste. The developed technique will enable to utilize tea waste in large-scale (in tons) for preparing a nutrient-rich soil amendment.
- ◆ During the year an attempt was made to develop F2 progenies which is being continued. A total of 193 flowers were pollinated to raise F2 generation and 28 successful seeds were

collected and germinated in the nursery. Controlled hybridization was carried out between UPASI-9 X Yabukita, CR-6017 X Yabukita and TRF-4 X SA-6.

- ◆ In the area of mechanization, a modified earth auger was evaluated for its efficiency for pitting. The modified earth auger can be operated by one person and was useful to take pits up to 600 numbers with a dimension of 45 cm X 30 cm.
- ◆ During the year phenotyping was carried out in the F1 progenies of UPASI-9 X TRI-2024. Green leaf samples from 95 individual bushes were collected and analysed for caffeine, carotenoids, chlorophyll, anthocyanin, amino acids, catechins and polyphenols.
- ◆ The NTRF funded project on Microbial metabolites confirmed the bio efficacy of selected microbial culture filtrates against blister and grey blight diseases under *in vitro* and *in vivo* conditions.
- ◆ During the period under report, total 867 visits and training programmes were conducted for the benefits of junior level executives, staff, supervisors and workers. A total of 48 made tea samples were analyzed for Iron filings.
- ◆ Based on morphological observation, organoleptic and bio-chemical evaluation 15 numbers of test clones were observed prominent when compared with controls. Consequently, nucleus planting materials of these prominent accessions supplied to different tea estates of Darjeeling to evaluate the response of different locations for the performance of these prominent clones.
- ◆ QCL has successfully completed and qualified the transition audit (from ISO 17025:2005 to ISO 17025:2017) and now operating under ISO 17025:2017 w.e.f March 2021- the latest version of Testing and Calibration laboratories.

(B) Coffee Sector

(i) Coffee Board

The Coffee Board is a statutory organization under the control of Ministry of Commerce & Industry,

Government of India constituted under the Coffee Act 1942, an Act enacted by the Parliament. The Board comprises of 33 members including the Secretary, who is the Chief Executive appointed by the Government of India, a non-Executive Chairman and remaining 31 members comprising of Members of the Parliament, Official members representing the interest of Coffee Growing States and members representing various interests of the Coffee Industry. The Board is reconstituted for a period of three years from 8th March 2019 to 7th March 2022. Presently, there are 20 members appointed in the Board. The Coffee Board focuses its activities in the areas of research, extension, development, market intelligence, external & internal promotion and labour welfare measures. The Coffee Board functions with its Head Office in Bengaluru. The Central Coffee Research Institute (CCRI) at Balehonnuru, Chikkamagaluru District, Karnataka is the headquarters of the Research Department with a Sub-Station at Chettalli (Karnataka) and Regional Research Stations at Chundale (Kerala), Thandigudi (Tamil Nadu), Narasipatnam (Andhra Pradesh) and Diphu (Assam). The Extension network is spread over the traditional coffee growing areas (Karnataka, Kerala and Tamil Nadu), Non-Traditional Areas (Andhra Pradesh and Odisha) and North Eastern Region (Assam, Tripura, Mizoram, Meghalaya, Nagaland, Manipur and Arunachal Pradesh).

(ii) Coffee Area

Coffee is cultivated in an area of around 4.65 lakh hectares predominantly in the traditional areas covering the States of Karnataka, Kerala and Tamil Nadu, which contribute to around 97 per cent of the total production. Coffee is also cultivated to some extent in Non-Traditional Areas of Andhra Pradesh and Odisha and to a lesser extent in the North Eastern States viz., Assam, Arunachal Pradesh, Meghalaya, Mizoram, Tripura, Nagaland and Manipur with main emphasis on tribal development and afforestation.

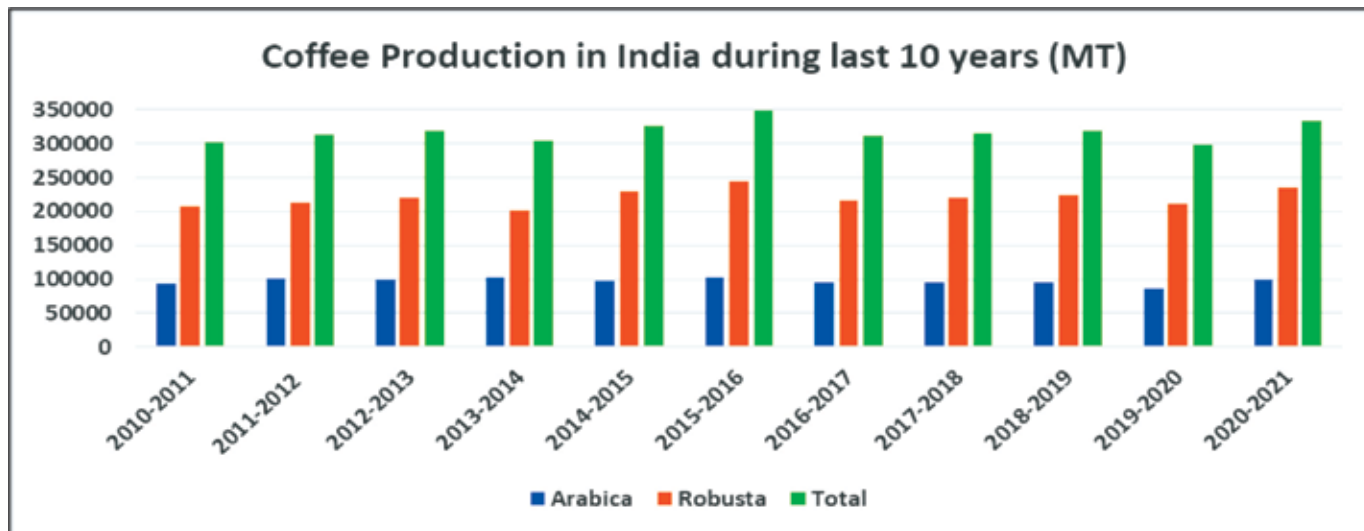
There are about 3.92 lakh coffee holdings in the country, of which around 3.90 lakh holdings (99 %) constitute the small growers category (up to 10 hectares holding) contributing to 75 per cent share in area & 70 per cent share in production and the rest 1 per cent of the total holdings fall under the large

grower category with holding size of more than 10 hectares contributing to 25 per cent share in area and 30 per cent share in production.

(iii) Coffee Production

The final crop estimates for 2020-21 is placed at

3,34,000 MT consisting of 99,000 MT of Arabica and 2,35,000 MT of Robusta. The Post blossom estimates for 2021-22 is placed at 3,69,000 MT consisting of 1,08,300 MT of Arabica and 2,60,700 MT of Robusta.



Source: Coffee Board

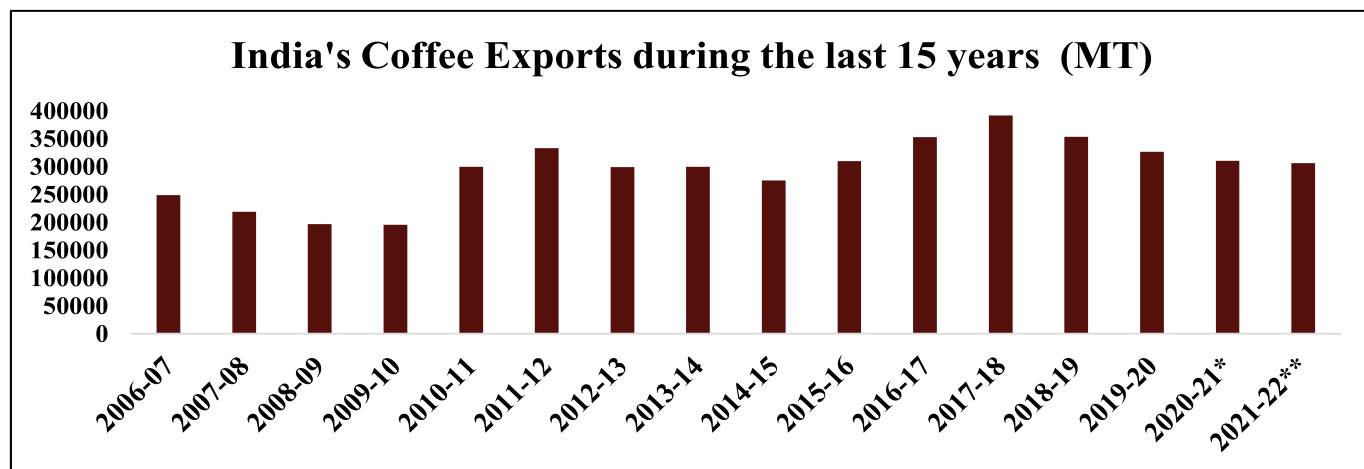
(iv) Productivity

The overall productivity of coffee during 2020-21 is 790 kg/ha. The productivity of Arabica is 478 kg/ha and that of Robusta is 1089 kg/ha. In the traditional coffee growing areas, the productivity is high with an overall average of 932 kg/ha, consisting of 670 kg/ha in case of Arabica and 1092 kg/ha in Robusta.

(v) Export of Coffee

Coffee is primarily an Export Oriented Commodity

and presently 70 per cent of country's production is being exported while balance is consumed in the domestic market. During the year 2020-21, India exported a total quantity of 3,10,692 MT of coffee (including re-exports) valued at Rs. 5,451.93 crore equivalent to US\$ 735 million as against export of 3,27,413 MT of coffee valued at Rs. 5,215 crore equivalent to US\$ 736 million during previous year. During the current year (April to December 2021), the coffee exports were 3,06,543 MT valued at Rs. 5,419.80 crore which is equivalent to US\$ 730.04 million.



*Based on the export permits issued

** Based on the export permits issued from 1st April to 31st December 2021

(vi) Export of Value Added Coffee

The export of value added coffee has recorded significant growth from a level of 44,764 MT during the period 2003-04 with the share of about 19 per cent in the total coffee exports to 1,01,284 MT in 2020-21 with the share of about 33 per cent in the total coffee exports. The export of value added coffee during the period 2021-22 (April to December 2021) were 93,496 MT with the share of about 31 per cent in the total coffee exports during the same period.

(vii) Coffee Prices

Coffee prices in India are largely influenced by the prices at the International commodity exchanges like Intercontinental Exchange (ICE), New York for Arabicas and ICE, Europe for Robusta. The International Coffee Organization (ICO), London announces ICO Composite Indicator prices based on physical trade in the International platforms. The international coffee prices are highly volatile. During 2020-21, the ICO Indicator prices of Other Milds (where Indian Arabicas are grouped) ranged from 141.52 US cents/lb in June 2020 to 167.05 US cents/lb in March 2021 with an average of 156.44 US cents/lb, which is about 16 per cent higher than the previous year's average price. While, Robusta prices have ranged from 63.97 US Cents/lb in April 2020 to 73.86 US cents/lb in March 2021 with an average of 69.74 US cents/lb during the same period which is about 2.3 per cent lower than the previous year's price.

During the current financial year (2021-22), ICO indicator prices for Other Milds (Arabicas) increased from 168.65 US cents/lb in April 2021 to 268.08 US cents/lb during December 2021 with an average price of 217.97 US cents/lb. Similarly, ICO indicator prices for Robusta increased from 74.47 US cents/lb in April 2021 to 112.64 US cents/lb during December 2021 with an average price of 95.60 US cents/lb.

(viii) Research Achievements

Some of the salient leads achieved in respect of different areas of research and industry supporting activities as on 15th October 2021, are summarized below:

- ◆ In order to take up mass multiplication of six promising F1 hybrids of Arabica coffee through Public- Private Partnership, a draft MOU has been finalized with M/s. Jain Irrigation Ltd. During the current year three F1 hybrid materials will be shared for mass multiplication.
- ◆ The Coffee white stem borer tolerant genotype, S.4595 was successfully multiplied by tissue culture method and 30,000 tissue culture saplings of this genotype were planted in 27 locations during 2020 planting season. The trial plots have been continuously monitored and during the current season, 2500 tissue culture saplings were planted by gap filling.
- ◆ During 2021-22 season, the elite rooted clones of robusta var. CxR were supplied to 25 growers for establishing mother garden/ wood garden as a source for continuous supply of vegetative wood for clonal propagation/ top grafting.
- ◆ Under the programme 'Development of trait specific clonal varieties of Robusta', clones of 106 elite and prospective mother plants were raised for establishing wood garden in research farms for future exploitation.
- ◆ Under the international collaborative programme with Nestle R&D, France, "Introduction and Evaluation of new Robusta varieties from Nestle R&D", the Robusta variety FRT-95 was field planted in three Research farms in Karnataka and Kerala. This is in addition to the five Robusta varieties already planted during 2020 and the trial plots have been monitored.
- ◆ Under the programme "Breeding for durable resistance for Coffee Leaf Rust", seedlings of newly developed F1 hybrids evolved by crossing Chandragiri with four different pollinators were field planted in CCRI farm.
- ◆ Under the advisory service support to the growers through soil, leaf and agrochemical analysis, a total of 6,016 samples were analyzed during 2020-21 and advisory has been issued to the growers. During the current year till October 2021, a total of 1,160 soil samples received from 426 growers were analyzed and Soil Health

Cards have been issued along with fertilizer recommendation.

- ◆ In order to create awareness on soil analysis based fertilizer recommendations, one awareness campaign was conducted in coffee growing region. As the main season for soil sampling is after crop harvest (December-March), a total of 75 on-spot mobile testing campaigns are targeted to be conducted by the end of March 2022.
- ◆ In order to popularize the interventions for management of important coffee pests (coffee white stem borer, coffee berry borer & coffee shot hole borer), four awareness programmes were conducted at planters' fields and also demonstrated the stem wrapping technique with non-woven fabric material for the management of coffee white stem borer, covering 126 planters.
- ◆ Under the charging system, the Research Department of Coffee Board has taken up new trials during the current year for evaluation of the following three proprietary formulations.
 - Field evaluation of "RCF Chalk -Lime-One" on Arabica and Robusta coffees at CCRI. (2021-22 to 2022-23) - Project Cost - Rs. 2.5 lakh.
 - Evaluation of HYTB (Amino Acid based substance on yield and Quality of Robusta Coffee (2020-21 to 2021-22) - Project cost - Rs. 4.0 lakh.
 - Field evaluation of Amistar Top (azoxystrobin + difenoconazole) on Arabica coffee for the management of coffee leaf rust disease (2020-21 to 2021-22) - Project Cost - Rs. 5.0 lakh.

(ix) Extension & Development Support

- ◆ Around 4,662 coffee growers have been covered under various capacity building programmes like training on coffee cultivation at Technology Evaluation Centres (TECs), village level workshops, Seminars and Vocational training programmes.
- ◆ Coffee Board is implementing the Project

"Integrated Development Programme for Coffee and Black Pepper produced by Tribals" in Chamarajanagar, Kodagu and Chikkamagaluru districts of Karnataka with the financial assistance by Government of Karnataka covering 2600 tribal growers.

(x) Export Promotion

- ◆ In order to minimize regulatory compliances for ease of doing business, Coffee Board has implemented Online issuance with digitally signed coffee export documents during 2020-21 viz., Registration cum Membership Certificate (RCMC) at https://www.indiacoffee.org/ERCMC_Application.aspx, Export permit (Form C) and ICO certificate of origin at <https://www.indiacoffee.org/permit>. Further, Coffee Board increased periodicity of renewal of RCMC certificate from 3 years to 5 years as per Foreign Trade Policy and the validity period of export permits (Form C) and ICO certificate of origin have been extended from 30 days to 60 days. The Coffee Board also integrated the export documents on ICEGATE platform.
- ◆ In order to promote Indian Coffee Exports in different overseas destinations, Coffee Board undertakes various generic promotional activities like participation in coffee centric international expos / exhibitions, buyer-seller meetings, cup tasting sessions, trade delegations etc. Due to COVID-19 pandemic, Board could not participate in any of the physical events but conducted Virtual programmes and promotion of coffee through digital media campaigns viz., twitter, facebook, instagram platforms and Board's website.
- ◆ Coffee Board in collaboration with Embassy of India in Brazil and Embassy of India in South Africa organized India-Brazil-South Africa (IBSA) virtual coffee festival on 4th & 5th August 2021, a precursor to the 5th IBSA Summit. The two-day event was attended by 2000 plus registered business delegates.
- ◆ Embassy of India in Buenos Aires, Argentina in collaboration with Coffee Board organized an event on the promotion of Indian Coffee in Argentina on 27th August 2021. More than

60 participants representing the Commerce Chambers, Government, major Coffee Importers, Media, Coffee Baristas, and Diplomats in Buenos Aires, attended the event.

- ◆ Coffee Board in collaboration with High Commission of India in Singapore (HCI), Singapore Coffee Association (SCA) and High Enterprise Singapore (ESG) organized Virtual Business network meet on Coffees of India along with cupping on 17th September 2021. About 22 exporters from India and 6 major coffee importers along with Singapore Coffee Association (SCA) and High Enterprise Singapore (ESG) participated in the business interaction.
- ◆ Coffee Board in collaboration with Embassy of India (Eol), Rome, Italy organized Virtual Business Network Meet on Coffees of India on 21.09.2021. Seven major coffee importers from Italy and 49 coffee exporters from India interacted and exchanged contacts.
- ◆ Board in collaboration with Consulate General of India, Guangzhou, China organized Virtual Business Network Meet on Coffees of India on 21.09.2021. About 25 representatives of major coffee importers from China and 19 coffee exporters from India interacted and exchanged contacts.
- ◆ Embassy of India, Hague, the Netherlands in collaboration with Coffee Board participated in the annual Embassy Festival on 4th September 2021 and the annual UIT Festival organized on 5th September 2021. In both the events EOI carried out promotion of Indian coffee in order to have a proper promotion with impact and visibility. More than 2000 participants tasted Indian coffee.
- ◆ Coffee Board in collaboration with Embassy of India, Cairo, Egypt organized Virtual Business Network Meet on Coffees of India on 12th October 2021. Thirteen major coffee importers from Egypt and 29 coffee exporters from India interacted and exchanged contacts.
- ◆ Consulate General India in Frankfurt, Germany in collaboration with the Coffee Board of India participated in the Frankfurt Coffee Festival

held at Union Halle during 1st October to 3rd October 2021. This was one of the first Coffee Festivals in Frankfurt initiated by professional enthusiasts from the coffee industry. Around 40 exhibitors and partners (mostly brewers and coffee roasters) participated in the Coffee festival.

- ◆ Embassy of India in Bhutan in collaboration with the Department of Commerce, Government of India; Tea Board India; Coffee Board India; Indian Tea Association (ITA); Tea Coffee Association (TCA) of India; Indian Chamber of International Business (ICIB), and the Bhutan Chamber of Commerce & Industry (BCCI) organised a virtual buyer - seller meet on 25th November 2021 between Indian exporters and Bhutanese importers to promote Indian tea and coffee in Bhutan. 12 Coffee exporters from India and 28 coffee importers from Bhutan participated in the event.

(xi) Market Development

- ◆ A One year **Post Graduate Diploma programme in Coffee Quality Management** is being conducted by the Coffee Board since 2001. This programme helps in developing professionally trained manpower in the area of Coffee Quality Evaluation. A total of 15 students enrolled in 2019-20 batch & have completed the course after extension till August 2021 due to COVID-19 pandemic situation. About 12 students have joined the programme during current year (2020-21) and completed their first trimester in Central Coffee Research Institute and are continuing their 2nd trimester at Head office Bengaluru from October 2021.
- ◆ **Kaapi Shastra Training Program:** On Coffee Roasting and Brewing skills was conducted during 13th to 17th September 2021 which was attended by 20 participants.
- ◆ **NABL Accreditation:** Implementation of ISO/IEC 17025 in Coffee Quality Division and Analytical laboratory & Installation of Laboratory Information Management Software for the laboratories established under TIES.

- ◆ **Coffee Entrepreneurship Training Program:** Organized and conducted first batch of Coffee Entrepreneurship Training Program in collaboration with International Coffee Organization at Delhi institute of Hotel Management and Catering Technology, New Delhi from 22nd to 24th August 2021. About 14 participants actively participated in the program.
- ◆ Coffee Board received **“National IP Awards 2020”** on the Occasion of National Intellectual Property Awards, 2020 in the category- Top Individual / Organization for best facilitation for Registration of GI and Promotion of registered GI in India on 17th August 2021.

(xii) Recent Initiatives of Coffee Board

- ◆ **Inclusive Development of the Coffee Sector:** With the financial assistance from the Government of Karnataka, Coffee Board has been promoting the production and marketing of coffee and black pepper that is produced by indigenous tribals in Karnataka. During the year, this programme, reaches out to about 2600 tribal growers across three districts. The state's first all-tribal Farmer Producer Company (FPC) was established with assistance from NABARD, and two FPOs were established for conversion to FPCs during 2020-21.
- **Coffee Development Programme in Odisha:** Coffee Board has initiated a programme with the Government of Odisha to promote coffee and black pepper cultivation by tribals in Koraput District. This four-year programme, designed to be implemented with financial assistance from the Government of Odisha and technical assistance from the Coffee Board, has a budget of Rs. 16.46 crore and envisages support to about 4100 tribal growers to produce coffee and black pepper in an area of about 2000 ha (existing and new).
- ◆ Further, as a part of the Digital Transformation Journey, the Board is implementing the following tech-initiatives:
 - **Coffee Connect** – The India Coffee Field

Force App was launched during 2018-19, in order to ease the work of field extension functionaries and to improve the work efficiency. The Board's extension personnel have registered about 81,440 coffee growers so far with geo-tagging of coffee estates. During the period under report, the extension field officers have visited 21,720 coffee estates, provided 4,150 advisories through SMS to the coffee farmers, conducted 3,649 demonstrations, 589 village level workshops/seminar, 139 capacity building programmes, 1,550 crop estimation visits, 3,093 subsidy inspections, crop damage surveys and other related visits to the coffee estates using the Coffee Connect App.

- **Coffee Krishi Tharanga (CKT):** Coffee Board is implementing Next level technology enabled extension service - “Coffee Krishi Tharanga” an IVRS based mobile phone advisory service to coffee farmers from July 2018. During the lockdown, Board utilized the CKT services to disseminate advisories on coffee production technology, weather and price related information, and updates on Government of India guidelines on COVID-19 to around 48,650 coffee farmers of Karnataka. Encouraged by the success of Coffee Krishi Tharanga service in Karnataka, the Board has extended the services to the coffee growers of Kerala and Tamil Nadu states from September 2020 and proposes to extend the services to all the coffee growing states by 2023. During the current year upto October 2021, the Board has issued 42 weekly advisories to 69,000 registered coffee growers and has received 1,46,956 number of inbound calls to record queries / listen to price information / listen to weekly advisory. All those queries were answered within 48 hrs.

(C) Natural Rubber (NR) Sector

(i) Rubber Board

The Rubber Board is a statutory body constituted

under Section (4) of the Rubber Act, 1947 and functioning under the administrative control of the Ministry of Commerce and Industry. The Board is headed by a Chairman appointed by the Central Government and has 28 members representing various interests of natural rubber industry such as rubber growing sector, rubber manufacturing industry, labour interest, representatives of Governments of principal rubber growing states and Members of Parliament (two from House of People and one from Council of States), and the Executive Director. Executive and administrative powers of the Board are vested with the Executive Director. The Board's headquarters is located at Kottayam in Kerala.

Developmental and regulatory functions pertaining to the entire value chain of the Indian rubber industry are discharged by the Board by way of assisting and encouraging research, development, extension and training activities related to natural rubber (NR). The functions of the Board also include maintaining statistics of rubber, promoting marketing of rubber and undertaking labour welfare activities. The Rubber Research Institute of India (RRII), established in 1955, is situated at Kottayam, Kerala and has nine Regional Research Stations (RRS) located in various rubber growing states of the country. RRII takes up the research activities for ensuring biological and technological improvement of NR in the country. National Institute for Rubber Training (NIRT) under the Board located at Kottayam acts as the link between research and extension activities for technology transfer. It has the mandate for human resource development in all sectors of the NR industry and has a significant role in the development

of rubber industry.

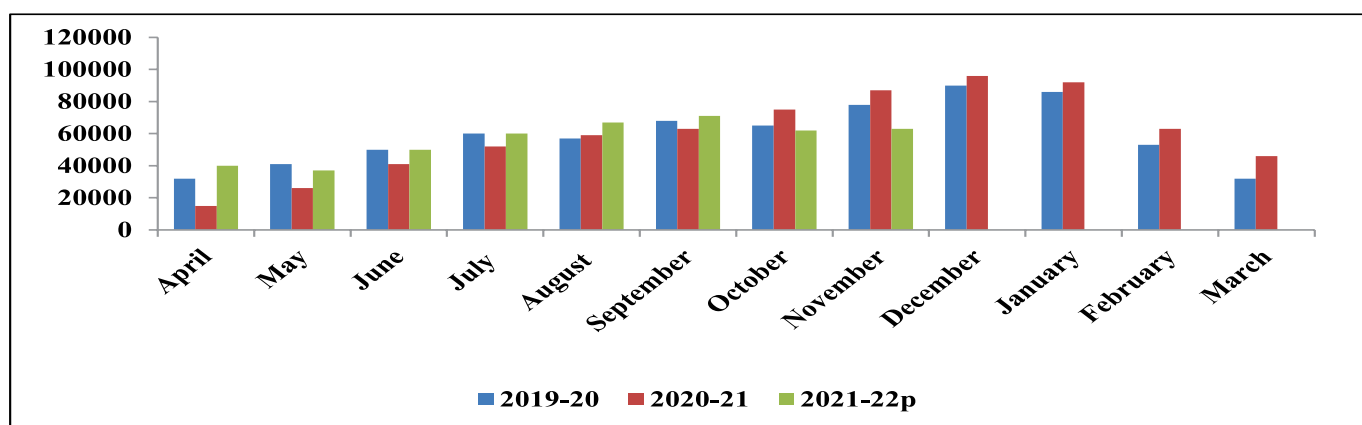
(ii) Area under Rubber, Production and Productivity

The country's total area under rubber cultivation is estimated to have expanded to 8,23,000 ha during 2020-21 from 8,22,300 ha a year ago. Even though the tappable area under rubber was 692,900 ha during 2020-21, only 4,96,000 ha 71.6 per cent has contributed to the NR production. The average yield, measured in terms of production per hectare of tapped area during 2020-21 was 1,442 kg/ha.

NR production in the country during 2020-21 was 715,000 tonne compared to 712,000 tonne during 2019-20, recording a slight growth of 0.4 per cent. Though NR production suffered in the first quarter of 2020-21 due to COVID-19 restrictions, the sector managed to come back on account of various factors including measures taken by the Rubber Board to increase production and productivity and continuation of RPIS scheme of Government of Kerala. The measures undertaken by the Board included supply of inputs, especially rain-guarding materials through the companies promoted by Rubber Board, promoting self-tapping to reduce cost involved and thereby increasing the profit, adoption of untapped area into tapping, Tappers Intensive Skill Development Programme (TISP) and timely intervention by the Board in controlling diseases, etc.

NR production during April to November 2021 is provisionally estimated at 4,50,000 tonne, recording a high positive growth of 7.7 per cent compared to 4,18,000 tonne produced during the same period in the previous year.

Monthly Production of NR (Tonne)



Source: Rubber Board (P) Provisional

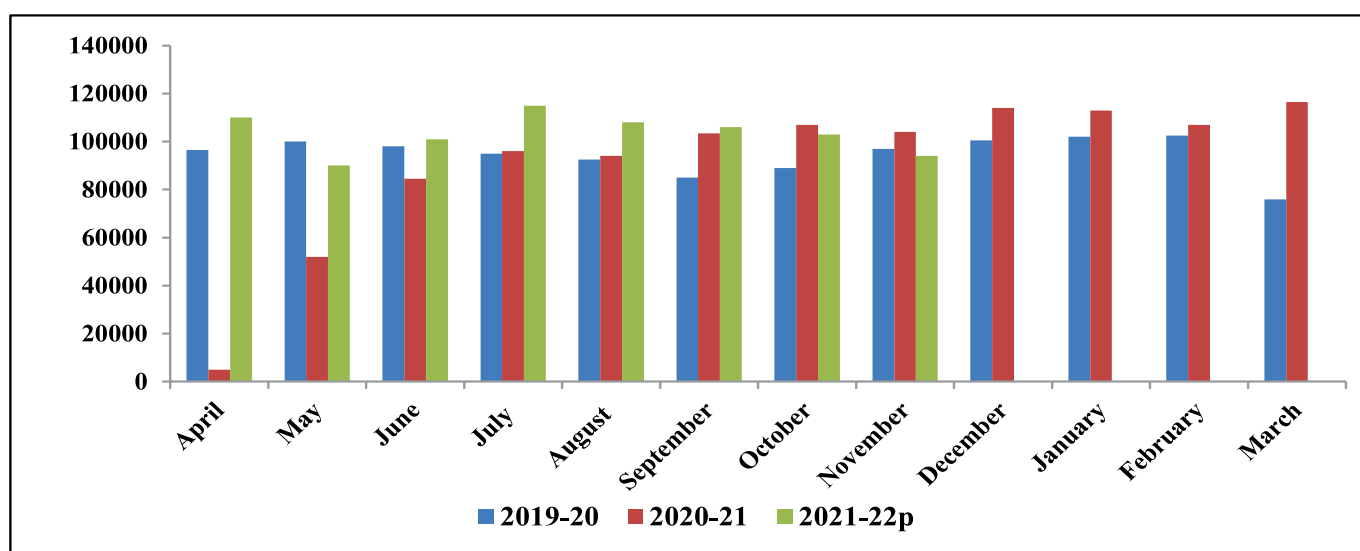
(iii) Consumption of NR

The domestic consumption of NR in 2020-21 was 1,096,410 tonne, down by 3.3 per cent from 1,134,120 tonne consumed during 2019-20. The auto tyre sector recorded a growth of 3.2 per cent during 2020-21 against a high negative growth of 12.5 per cent registered during 2019-20. At the same time, the general rubber goods sector registered a negative growth of 16.4 per cent during 2020-21 compared

to a positive growth of 8.6 per cent during 2019-20. Auto-tyre manufacturing sector accounted for 71.2 per cent of the total quantity of NR consumed in the country during 2020-21.

NR consumption during April to November 2021 is provisionally estimated at 8,27,000 tonne, recording a positive growth of 28 per cent compared to 6,45,910 tonne consumed during the same period in the previous year.

Monthly Consumption of NR (Tonne)



Source: Rubber Board (P) Provisional

(iv) Import of NR

Total import of NR declined by 10.2 per cent to 410,478 tonne during 2020-21 compared to 457,223 tonne during 2019-20, as per the statistics published by the Directorate General of Commercial Intelligence & Statistics (DGCI&S). During 2020-21, 86.2 per cent of the total NR import was in the form of block rubber. Among the source countries, Indonesia dominated with a share of 39 per cent of the total volume imported during 2020-21, followed by Vietnam 18 per cent and Cote d'Ivoire 11 per cent.

As per preliminary statistics, India imported 3,41,498 tonne NR during April to November 2021 compared to 2,51,307 tonne imported during the same period in the previous year.

(v) Export of NR

The volume of NR exports from the country decreased to 11,343 tonne in 2020-21 from 12,872 tonne in 2019-

20. Relatively higher price of latex concentrates in overseas markets from June to December 2020 made export attractive during 2020-21. The main form of NR exported from the country was latex concentrates 76 per cent and main destination country was China.

India exported 2,894 tonne NR during April to November 2021 compared to 6,488 tonne exported during the same period in the previous year.

(vi) Scheme

The scheme "Sustainable and Inclusive Development of Natural Rubber Sector" approved by the Government for the MTEF period was extended during 2020-21. The scheme is continued during 2021-22. Approved outlay for the year 2020-21 was 187.69 crore and the expenditure was Rs. 201.60 crore. Budget Sanction for the year 2021-22 is Rs. 190 crore and an additional amount of Rs. 60 crore

has also been sanctioned in RE 2021-22. Expenditure up to December 2021 is Rs. 224.50 crore.

(vii) Physical Achievement in respect of Major Activities (2021-22 up to November)

Rubber Plantation Development & Extension

- ◆ Brought 8500 ha under rubber planting (new planting and replanting) and continued the maintenance of 650 ha rubber plantations under tribal development during 2020-21. During 2021 planting season, an area of 10260 ha has been brought under rubber cultivation.
- ◆ Rubber Board nurseries distributed around 2.74 lakh quality planting material to growers during 2020-21. Planting material generation up to November 2021 figures 4.25 lakh.
- ◆ The plantation adoption programme also brought 14000 ha under tapping. Total tapped area was 4.96 lakh ha against the total mature area of 6.93 lakh ha. Holding adoption during 2021-22 up to November was 35000 ha.
- ◆ As part of farmer education and skill development, the Board conducted skill training, seminars and group meetings benefitting 97742 growers/tappers (2020-21). A total of 26,568 growers were benefited out of the farmer education programmes organized during 2021-22 (up to November).
- ◆ Rubber Board supported rubber growers for developing rubber plantations and other cultural operations in 11,110 ha by utilizing MGNREGA resources during 2020-21. Rubber Board could extend support to 117 growers for plantation development and 7,450 growers (4,042 ha) for other plantation management activities through MGNREGA convergence during 2021-22 (up to November).
- ◆ As part of empowering growers and tappers, the Board promoted Rubber Producers' Society (RPS), Self Help Groups & Tappers Bank and regularly monitored / supported the activities of 2,670 RPSs and 382 Group processing centres (2020-21). During 2021-22, support has been extended to 2,606 RPSs and 271 Group Processing Centre (GPCs) (up to November).

- ◆ Implemented a special scheme for spraying against Colletotrichum Circular Leaf Spot disease outbreak in 852.75 ha owned by 1049 small growers with an outlay of Rs. 0.83 crore.
- ◆ Promoted intercropping of medicinal plants in rubber plantations in convergence with the leading Ayurveda Pharmaceuticals with financial and technical support of Kerala State Medicinal Plant Board as an ancillary income generation activity for the small growers.

(viii) Research

- ◆ Field planting of Genetically Modified (GM) rubber (*Hevea Brasiliensis*) was done at experimental farm of Regional Research Station, Assam on 22nd June 2021.
- ◆ Successfully regenerated five GM plants incorporating additional copies of the gene isopentenyl transferase which can increase growth rate and provide tolerance to Tapping Panel Dryness.
- ◆ Whole Genome Sequencing and annotation of the rubber clone RRIL 105 was completed. Genome size was estimated to be more than 1.4 GB. Release of Whole Genome Assembly of rubber was done in June 2021.
- ◆ Developed and launched a rubber information portal on 'Landslide zonation maps' of rubber plantations in Kerala, with good agricultural practices (GAPs) to be followed for each category of landslide prone areas.
- ◆ Executed MoU between Spices Board, Rubber Board and Indian Institute of Information Technology and Management Kerala (IIITMK) for developing online fertilizer recommendation for cardamom plantations in Idukki District. Soil sample collection and analysis is in progress in Spices Board with technical support of Rubber Board.
- ◆ Future climate suitability for rubber cultivation in NE region was analyzed with the combination of Area-Under-Curve (AUC) and Critical Tolerance Limits (CTL). The result indicated that a total of 107 districts are under normal suitable category.

- ◆ Geo-spatial mapping and updating of acreage under rubber plantations in Sepahijala district of Tripura and East Godavari district in Andhra Pradesh was completed.
 - ◆ The studies on 'Physiological and morphological evaluation of pipeline clones for drought tolerance revealed clones RRIM 600 and RRII 430 as drought tolerant clones.
 - ◆ Rubber Soil Information system with online fertilizer recommendation (RubSIS) for Arunachal Pradesh and Manipur states were critically scrutinized and finalized.
 - ◆ Upper ceiling of potential yield of available genetic resources of Hevea was estimated at 9 kg per tree per year.
 - ◆ Using latex biochemical parameters, six pipeline clones were identified to be superior to the check clones RRII 430, RRIM 600 and RRII 105 from a clonal nursery study conducted in the cold prone region Regional Research Station (RRS), Agartala.
 - ◆ Effective control measures adopted by RRII were successful in controlling the Colletotrichum Circular Leaf Spot disease and leaf fall observed in the North Malabar and South Karnataka regions.
 - ◆ Computed the cost of cultivation/ production of NR in Kerala for the year 2021 based on the recommended practices for different tapping systems d1, d2, d3 and d7, under hired and self-tapping scenarios.
 - ◆ RRII has been approved as a "Host Institute" by Directorate of MSME, New Delhi under the scheme "Support for Entrepreneurial and Managerial Development of MSMEs through Incubator".
 - ◆ RRII has obtained an Indian patent on "Stable Free Radical Assisted Devulcanization of Rubber" (Patent No. 370393, date of grant: 28.06.2021). Two inventions viz., (i) "Water-based contact adhesive from Natural Rubber latex with superior performance" and (ii) "Production of highly transparent natural products" were proposed for filing Indian patents.
 - ◆ Two special adhesives with superior performance were developed for rubber to rubber and rubber to metal adhesion under the Rubber Products Incubation Centre (RPIC) project titled "rubber lining of storage tanks". Developed a formulation for room temperature vulcanization of NR latex and Rubber tiles for indoor applications. Conducted reverse engineering and reconstruction of formula of five rubber products.
 - ◆ Successfully completed the factory trials for upgrading the raw rubber properties (plasticity and plasticity retention index) of block rubber manufactured from both fresh and dry cup-lumps. Technology developed to make good quality sheets from very low ammonia preserved latex and for reducing the processing time of the skim latex from two days (48 hours) to 2 to 4 hours.
 - ◆ Rubber Products Incubation Centre commissioned in June 2020 developed eight products.
 - ◆ REACH Compliance Laboratory to promote export of rubber products has been commissioned in January 2022.
 - ◆ The Central Quality Control Lab is the designated body of the Rubber Board in testing and certification of raw rubber in collaboration with BIS under the scheme of testing. During the year till September 2021, 6970 Parameters were tested, 1903 NOC issued for the total import of 2.08 Lakh tone.
 - ◆ Support is extended to NR processors by providing Project reports, engineering support, quality control activities and pollution control management techniques on a chargeable basis. The division prepared three project reports and five project profiles during the period.
- (ix) Training**
- ◆ The Rubber Training Institute has been renamed as National Institute for Rubber Training (NIRT) and Microsite and ERP of NIRT were launched.
 - ◆ Under the plan scheme, organized 197

batches of training programmes in online/offline modes benefitting 3,794 participants including 947 SC/ST beneficiaries, till December against the annual target of 4,000 beneficiaries from all stakeholders of the rubber industry value chain.

- ◆ Conducted 21 online outstation training programmes benefitting 1,836 participants on location specific topics with focus towards quality improvement of NR, promotion of scientific agricultural practices for improving performance, productivity enhancement, latex harvesting, disease management, sheet rubber processing and grading, ancillary income generation activities etc.
- ◆ Completed the two certificate courses of three months duration in Molecular Biology and Biotechnology Techniques and Rubber Products Manufacture and certified the 18 candidates who attended the programme. During October 2021, commenced the second batch of the Certificate course in Rubber Products Manufacture.
- ◆ Introduced a certificate programme on DRC testing towards employment/entrepreneurship.
- ◆ Sixteen batches of One year Certificate programme on Apiculture are ongoing in thirteen RPSs.
- ◆ Signed MoA with M/s Additional Skill Acquisition Programme (ASAP), Govt. of Kerala for undertaking the Lab Chemist course of two months' duration for the Graduate students during 2021-22. Re-started two batches with 58 students registered during 2020-21 and commenced one new batch of 31 students during October 2021.
- ◆ Signed MoU with M/s KE College, Mannam, Govt. Polytechnic, Koratty, Govt. Polytechnic, Nattakam and Govt. Polytechnic, Adoor and M/s Mangalam College of Engineering, Kottayam for conducting curriculum linked programmes at NIRT and to provide support for internship/ placement.

Other Training Programmes Commenced during 2021

- ◆ Conducted 5-20 days' hands-on training in rubber technology, rubber products manufacture and testing to 95 nos. of Diploma/B.Tech/ MTech/M.Sc students from various Colleges and Universities.
- ◆ Ten days training was offered to Quality Assessors for the E-trade from all NR growing regions. Conducted four batches and certified 87 candidates.
- ◆ Conducted seven batches of training of 3-8 days duration in tapping, processing and ancillary income generation activities exclusively for 165 SC/ST beneficiaries in NE/NT regions.
- ◆ Collaborative project with M/s. HMT (International) Limited and M/s Central Tool Room and Training Centre, Bhubaneswar was undertaken in connection with the setting up of M/s Indo - Myanmar Industrial Training Centre (IMITC) at Thaton, Myanmar- Extended technical support for equipment & machineries installation in IMITC.

(x) Labour Welfare Measures

Section 8 (2) (f) of Rubber Act 1947 stipulates that the Board should implement measures to secure better working conditions and provisions for the improvement of amenities and incentives for rubber plantation workers. During 2020-2021, Board disbursed Rs. 298.46 lakh under various Labour Welfare schemes benefitting 16,353 rubber tappers/ plantation workers. During April to December 2021, the Board disbursed Rs. 96.83 lakh under various labour welfare schemes benefitting 6,989 rubber tappers/ plantation workers.

(xi) Rubber Census

Rubber Board is conducting nationwide census on rubber by using digitalized mobile application, 'RUBAC', developed in association with Digital University, Kerala, with a view to ascertain the area under rubber, new-planted area, re-planted area, the age profile of trees, discarded area over the years, level of adoption of new clones, size of holdings and details of tappers etc. Field enumeration started in Kottayam District.

(xii) Licences

Issued 136 fresh and renewed 92 licences of Manufacturers, 586 fresh / 1452 renewal licences for Trading (Dealers) in NR and one fresh / renewed 15 Processor licences up to November 2021. Total licensed Manufacturers, Dealers and Processors licences as on 30th November 2021 are 4343, 7959 and 105 respectively.

(xiii) Azadi Ka Amrit Mahotsav

Celebrated 'Azadi Ka Amrit Mahotsav' during the week allotted to MoC as 'Vanijya Saptah' from 20th to 26th September 2021. Rubber Board coordinated Vanijya Utsav and Exporters Conclave in Tripura along with State Government and Department of Commerce. Rubber Board organised 'Maha Amrit Tapping Divas' (Special tapping programme conducted on 26th September 2021 with the theme – From Farms to Foreign Lands) in rubber growing regions across India with the participation of 7,52,090 growers/workers/tappers. Rubber Board coordinated planting of rubber saplings in 926.54 ha in Northeast during the week 20th to 26th September 2021 to commemorate 'Azadi Ka Amrit Mahotsav'.

(xiv) Major Initiatives taken by the Board

- ◆ **Collaborative Project for Rubber Plantation Development in NE Region with ATMA:** A project for supporting development of new rubber plantations in North East and improving quality of processed forms of rubber with a contribution of 1,100 crore from major tyre companies, represented by Automotive Tyre Manufacturers Association (ATMA), is approved and MoU signed under the initiative and guidance of Shri Piyush Goyal, Hon'ble Commerce and Industry Minister. The plan is to develop 200,000 ha of rubber plantations in North East in five years. Planting of rubber started in July 2021 and expected area to be planted in 2021 is 3858 ha. Board targets planting rubber in 26,000 ha during 2022 and 50,000 ha per year from 2023 onwards. ATMA has contributed Rs. 16.97 crore upto December 2021 for the project. Financial support for tyre companies will be provided either in the form of

interest subvention during immature period of rubber trees in those cases where the farmers avail credit through a NABARD sponsored scheme or through financing for supply of planting materials to the farmers taking part in the project.

- ◆ **Rubber Production Incentive Scheme (RPIS):** Launched by Government of Kerala in 2015-16 in association with the Rubber Board through Rubber Producers Societies is now in the seventh phase of operation. The Board is providing logistic support and the funds are made available by the State Government. Around 5.25 lakh rubber growers got registered under the Scheme and Rs. 1770 crore has been paid so far.

(D) Spices Sector**(i) Spices Board**

India is the largest producer, exporter and consumer of spices in the world and exports spices and spice products to more than 180 countries. In India, about 10.5 million tonnes of spices are produced annually. The export of spices from India accounts for around 15 per cent of the total production. India is the global hub for spice processing and the world leader in production and export of major spices like chilli, turmeric, cumin, coriander, fennel and value-added products viz. spice oils and oleoresins, curry powder etc.

(ii) Export Performance during 2020-21 & 2021-22 (April-December)

Despite the outbreak of COVID-19 pandemic and the consequent recession in the global economy, spices export from India has continued its upward trend during 2020-21 and has crossed the US\$ 4 billion mark for the first time in the history of Spices export. As per Directorate General of Commercial Intelligence and Statistics (DGCI&S), the export of spices & spice products during 2020-21 has been 17,58,985 tons valued at Rs. 30,973.32 crore (US\$ 4178.81 million) against 12,85,756 tons valued at Rs 26,651.05 crore (US\$3763.72 million) during the previous financial year. During FY 2020-21, spices export has shown an increase of 37 per cent in volume and 16 per cent in

rupee terms and 11 per cent in dollar terms of value over the previous FY.

During 2021-22, (April-December), India exported spices and spice products valued at US\$ 2.97 billion. The major destinations for Indian spices are China, USA, Bangladesh, UAE, Thailand, U K, Malaysia, Indonesia, Sri Lanka, Nepal, Saudi Arabia, Morocco, Australia, Germany, Canada, Netherlands etc.

(iii) Production of Cardamom (Small & Large)

The preliminary estimate for production of Cardamom (Small) in India during FY 2021-22 is 23,340 tonnes with an average productivity of 500.72 kgs/ha registering an increase of 3.50 % in production over the previous year. The estimated production of Cardamom (Large) during FY 2021-22 is 8,882 tonnes with an average productivity of 281.24 kgs/ha and an increase of 0.89 % over the previous year.

(iv) Major Activities/Achievements during 2021-22 (April -December)

- ◆ Spices Board's scheme viz. "Integrated Scheme for Export Promotion and Quality Improvement in Spices & Research and Development of Cardamom" has been approved by the Ministry with a total financial outlay of Rs. 577.5 crore, for implementation during the 15th Finance Commission Period (2021-22 to 2025-26).
- ◆ Applications for covering an area of 848.72 Ha for replanting/rejuvenation of cardamom small and 1327.69 Ha for replanting of large cardamom are being collected and processed for providing assistance to the farmers.
- ◆ For assisting the farmers in mechanization of the post-harvest operations for improving the quality, Board is in the process of collecting applications for 448 equipments viz. Turmeric polisher, Turmeric boiler, pepper thresher, seed spice thresher, mint distillation units etc.
- ◆ Spices Board has established and is maintaining 8 crop specific Spices Parks in major production/market centres to empower the stakeholders of the spice industry, especially the farming community, by providing common infrastructure and processing facilities for spices. The Board has established Spices Parks at Chhindwara &

Guna in Madhya Pradesh; Puttady in Kerala; Jodhpur & Kota in Rajasthan; Guntur in Andhra Pradesh; Sivaganga in Tamil Nadu and Rae-Bareilly in Uttar Pradesh.

- ◆ The 8 Quality Evaluation Laboratories (QEL) of the Board at Cochin, Mumbai, Delhi, Chennai, Guntur, Tuticorin, Kandla and Kolkata continued providing analytical services and mandatory testing and certification of export consignments of select spices during the year. During April-December 2021, the QELs analyzed over 80,000 parameters, including Aflatoxin, Illegal dyes, Pesticide residues, Salmonella etc., in spice export consignments. Also, during the period, the Board has issued 2,194 health certificates and 29,469 analytical reports to the spice exporters.
- ◆ During April-December 2021, a total number of 5,050 exporter registrations Certificate of Registration as Exporter of Spices, (CRES) and 452 Cardamom Dealer Licenses were issued by the Board's offices.
- ◆ With a view to facilitate market linkages for boosting India's spice exports, five International Buyer Seller Meets (BSM) were organized by Spices Board, in association with Indian Missions with focus on Azerbaijan, Thailand, UAE, UK and Malaysia during April-December 2021. The BSMs were marked by the active participation of Indian exporters and leading overseas buyers and the Board is in the process of organizing more such events during the year, in association with the Missions.

(v) New Initiatives

The Board has launched/ is partnering in the following initiatives, with a view to enhance the export of spices and spice products, in compliance with the global standards for quality, safety, traceability etc.

- ◆ Blockchain based traceability interface for Indian spices: The Spices Board-UNDP joint initiative to build a blockchain-powered traceability interface for Indian spices aims at enhancing the efficiency and transparency of the spices value chain and would strengthen the sourcing of spices for exports. The Blockchain

Traceability Interface will be integrated with the e-Spice Bazaar portal developed by Spices Board for connecting spices farmers with exporters and markets and will be piloted over 3,000 farmers engaged in chilli and turmeric farming in select Districts of Andhra Pradesh & Telangana.

- ◆ Spices Board, in line with the initiative of Ministry of Commerce to reduce the compliance burden has digitized the key stakeholder compliances and accordingly has made issuance of Certificate of Registration as Exporter of Spices (CRES), Cardamom Auctioneer License (CAL), & Cardamom Dealer License (CDL) and submission of the Quarterly Export Returns (QER) fully online.
- ◆ The Indian Cardamom Research Institute (ICRI) of Spices Board has commenced a collaborative Research Project on integrated GIS based soil fertility assessment of cardamom tracts and app based fertilizer recommendation for climate resilient cardamom cultivation in collaboration with IITMK, Trivandrum, Kerala and Rubber Board.
- ◆ Spices Board has launched a cloud based e-auction facility for small cardamom by digitally integrating two of its auction centers at Bodinayakanur, Tamil Nadu and Puttady in Kerala, thereby expanding the market opportunity for cardamom growers and traders.
- ◆ Spice exchange India: Spices Board has developed an exclusive 3D virtual platform for facilitating the export of spices from the country. This digital platform serves as an exclusive market portal for the Indian exporters to get in touch with the importers abroad and supports the exporters by making available global spice trade data and useful information on spices. The platform is equipped with the latest technologies enabling the users to create virtual offices to connect with the global spice fraternity, aided with AI supported match making technology for business networking.
- ◆ The 5th session of the Codex Committee on Spices and Culinary Herbs (CCSCH) was

organized by the Board during April 2021 in virtual mode with India as the chair and Spices Board as the Secretariat. The CCSCH over the 5 sessions have developed harmonized global quality standards for 8 spices developed (Black, White and Green Pepper, Cumin, Thyme, Garlic, Cloves, Oregano, Basil & Ginger).

2. TOBACCO

Tobacco is an important commercial crop grown in India. In order to regulate production, promote overseas marketing and control recurring instances of imbalances in supply and demand, the Tobacco Board was established on 1st January 1976 by the Government of India under the Tobacco Board Act of 1975.

The headquarters of Tobacco Board is at Guntur in Andhra Pradesh and is headed by a non-executive Chairman appointed by Central Government. The Tobacco Board Act, 1975 aims at planned development of tobacco industry in the country. The various activities of the Board outlined in the Act for the promotion of the industry are:

- ◆ Regulating the production and curing of Virginia Tobacco with regard to the demand in India and abroad.
- ◆ Propagating information useful to the growers, dealers and exporters (including packers) of Virginia tobacco and manufacturers of tobacco products and others concerned.
- ◆ Promoting tobacco grading at the level of growers.
- ◆ Establishment of auction platforms for sale of Virginia tobacco by registered growers and functioning as an auctioneer at auction platforms.
- ◆ Maintenance and improvement of existing markets and development of new markets outside India.
- ◆ Keeping constant watch / monitoring of the Virginia tobacco market, both in India and abroad and ensuring fair and remunerative price to the growers.
- ◆ Purchasing Virginia tobacco from the growers

when the same is considered necessary or expedient for protecting the interest of growers with the prior approval of the Government of India.

(i) Regulating the Production of FCV Tobacco

According to Section 8 (2) (a) of the Tobacco Board Act, one of the important functions of the Tobacco Board is regulation of Production and curing of FCV tobacco having regard to the demand for tobacco in India and abroad. This objective is being achieved through Crop Planning and fixing crop size of FCV tobacco for Andhra Pradesh and Karnataka separately every year and by registering Commercial nurserymen, tobacco growers and barn operators.

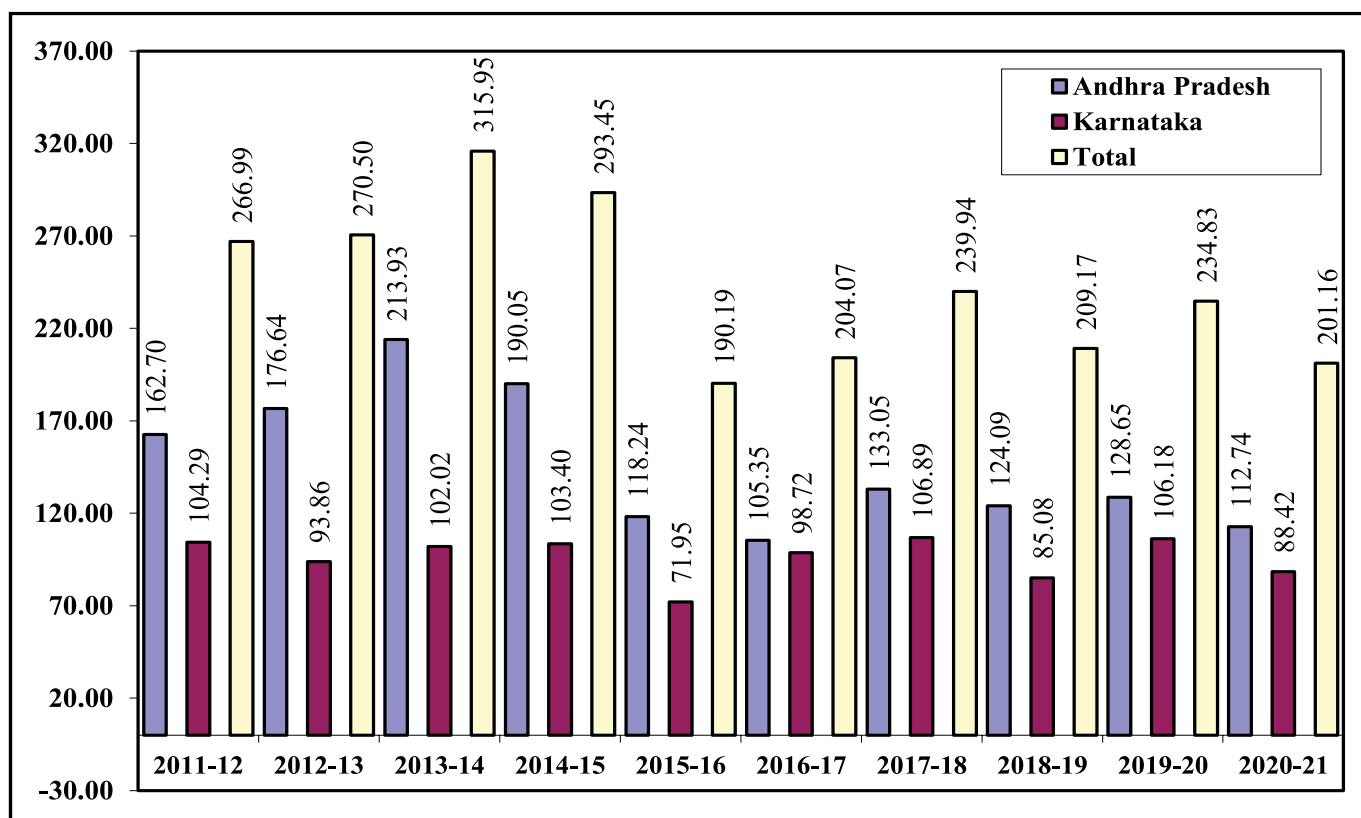
(ii) FCV Tobacco Production in India

FCV tobacco production in the last ten years has been fluctuating from year to year. These fluctuations reflect weather impacts on yield as well as market dynamics in terms of price elasticity of supply and

the crop regulation done by Tobacco Board. FCV tobacco production has registered a Compound Annual Growth Rate (CAGR) of (-) 1.68 per cent during the period 2011-12 to 2020-21.

The production of FCV tobacco in 2020-21 is 201.16 mkg, as against 234.83 million kg produced during last year. The production of FCV tobacco in Andhra Pradesh is 112.74 mkg. & in Karnataka 88.42 mkg. FCV tobacco was cultivated in about 1,38,751 hectares during 2020-21 crop season.

During 2021-22 crop season Tobacco Board has fixed a crop size of 130.00 million kg for Andhra Pradesh and 97.00 million kg for Karnataka. As on 31st December 2021, a total number of 42,999 growers are registered with the Board in Andhra Pradesh covering 38,451 barns and an area of 58,263 ha. was planted during 2021-22 crop season. A total number of 41,438 growers are registered with the Board in Karnataka covering 53,695 barns and an area of 71,877 ha. was planted during 2021-22 crop season.



Source: Tobacco Board

(iii) FCV Crop Production Policy for 2021-22 Crop Season

The state wise crop size fixed during 2021-22 crop

season in comparison with 2020-21 crop season is as follows:

(Crop size in mkg)

Crop Season	Andhra Pradesh	Karnataka	Total
2021-22	130.00	97.00	227.00
2020-21	115.00	88.00	203.00

(iv) Extension & Development Activities

Tobacco Board implements various extension and developmental schemes for improving productivity and quality of Indian FCV tobacco to make it competitive in the international market. Tobacco Board extends subsidy to the registered FCV tobacco growers under its various schemes to encourage the growers to adopt new and improved package of practices. Tobacco Board provides a comprehensive package of support and extension services to growers using a wide network of qualified and trained field staff, in collaboration with Central Tobacco Research Institute (CTRI), National Institute of Plant Health Management (NIPHM) and Research and Development wings of tobacco companies.

- ◆ 6,926.31 Kgs of approved varieties of seed supply was arranged by Board through CTRI, Rajahmundry and ITC Research Division, Rajahmundry to FCV tobacco growers in Andhra Pradesh and Karnataka during 2021-22 crop season.
- ◆ An alternative procedure for procurement and distribution of fertilizers through Committee of Farmers without involvement of Board is implemented during 2021-22 crop season in Andhra Pradesh and Karnataka successfully as was done in last year. A quantity of 20,132.80 MT of fertilizer was distributed to growers of Karnataka and 8,308.08 M.T to the growers in Andhra Pradesh.
- ◆ In Andhra Pradesh, green manure crop was raised in an area of 8,927.60 ha for enrichment of soil health which would facilitate the growers in reducing the chemical fertilizers usage and quality improvement of crop.
- ◆ In Karnataka 11.23 lakh trays and in Andhra Pradesh 6.64 lakh trays were supplied to

growers for production of healthy and sturdy seedlings. The seedlings production in trays will ensure better establishment in field which in turn help in uniform crop growth with no transplantation shocks and reduced pests and disease incidence. An amount of Rs. 63.25 Lakh was extended to FCV tobacco growers of Karnataka towards subsidy @ 35 per cent to SC/ST growers and 25% to other category growers.

- ◆ Board is promoting IPM practices among FCV tobacco growers for enhancing product integrity and production of safer tobacco free of pesticide residues. During 2021-22 crop season, Board is arranging for distribution of some of the IPM inputs such as pheromone traps, yellow sticky traps, bio pesticides, marigold seedlings, jowar and bajra seeds to FCV tobacco growers of Andhra Pradesh and Karnataka.
- Board arranged for distribution of 375 lts and 2,215 lts of Trichoderma and Pseudomonas Bio Pesticides to FCV tobacco growers of Karnataka and Andhra Pradesh respectively. Biopesticides would aid in control of soil borne diseases, which in turn reduces the use of chemical fungicides. An amount of Rs. 0.86 Lakh was extended towards subsidy @50 per cent to SC/ST growers and 30 per cent to other category grower beneficiaries in Karnataka.
- Subsidy of Rs. 0.16 lakh was accorded towards supply of pheromone trap and yellow sticky traps to growers of Karnataka.
- Board distributed 10 lakh marigold seedlings in Andhra Pradesh procured from CTRI Research station nurseries to tobacco growers at free of cost. In Karnataka, 3.80 lakh marigold seedlings purchased from CTRI were supplied at free of cost to growers.
- An expenditure of Rs. 1.25 lakh was incurred towards procurement of 1,998 Kgs of bajra seed @ Rs. 40/Kg and 570 Kgs of

jowar seed @ Rs. 80/Kg from Karnataka State Seed Corporation, Government of Karnataka and were supplied at free of cost to FCV growers in Karnataka for growing as a barrier/border crop on field bunds, as a preventive measure for sucking pest attack viz., white fly, aphids.

- ◆ Board is encouraging growers to take up natural farming practices for production of organic tobacco. During 2021-22 crop season, 106 growers of Karnataka cultivated FCV Tobacco in 106 acres in Natural Farming mode. An amount of Rs. 5000/- per plot and Rs. 10,000/- towards cash incentive was extended to each grower for meeting expenses towards application of organic compounds, natural pesticides to be used in FCV tobacco cultivation in natural farming mode.
- ◆ The Board, as a part of eco-friendly measures is encouraging growers to take up cultivation of fast growing tree saplings to meet the fuel requirements for tobacco curing. As a part of this initiative, Tobacco Board has made it as a mandate for tobacco growers to take up planting of 10 number of fast growing tree saplings for renewal of grower registration.
- ◆ Mass plantation of 75000 tree saplings in 75 tobacco growing villages by FCV tobacco growers in all Auction platforms of Andhra Pradesh was taken up on 26th September 2021 on the eve of "Azadi Ka Amrit Mahotsav", an initiative of Government of India to celebrate and commemorate 75 years of independence of progressive India, an intensive, country wide campaign which focused on citizen participation.
- ◆ Board is implementing Model Project Area Scheme (MPA) with the objective of enhancing the productivity, quality and integrity of the FCV tobacco through intensive extension programme. During 2021-22 crop season, 17 villages in Andhra Pradesh and 14 villages in Karnataka were notified to implement Model Project Area Scheme. An extension worker is engaged for 4 months in model project village

for advising the growers on Good Agricultural Practices from time to time and for collection of data. An amount of Rs. 8,000/platform is being allotted towards organization of extension programs.

- ◆ Board is extending financial assistance to encourage FCV tobacco growers to implement Post Harvest Product Management practices and as part of this program, Board is arranging for supply of canvas tarpaulins to avoid admixture of Non Tobacco Related Materials in packed tobacco and is promoting construction of bulk sheds for storage of tobacco.
- ◆ To promote energy conservation in curing of FCV tobacco, Board in collaboration with trade has taken up massive energy conservation program through insulation of barns by extending subsidy. During 2021-22 crop season, the insulation of 649 barns in Karnataka and 330 barns in Andhra Pradesh is targeted. Installation of Venturi furnace in 100 barns in Andhra Pradesh is proposed.
- ◆ Board is taking up grower trainings and capacity building programs of extension personnel extensively for imparting knowledge of Good Agricultural Practices in tobacco cultivation.
- ◆ Board along with trade has awarded a Research project "Development & Evaluation of FCV Tobacco Leaf Stringing Machine", to ICAR - CIAE, Bhopal and ICAR - CTRI, Rajahmundry and entered into MOU with institutes.
- ◆ Tobacco Board awarded a research project and entered into an MOU with ICAR-CTRI, Rajahmundry on 03.12.2021 for evaluation of efficacy of Loose Leaf barn technology of FCV Tobacco curing in terms of feasibility and leaf quality in coordination with M/s. ITC. The construction of loose leaf barn was commenced in CTRI (RS), Kandukur and basement work was completed.
- ◆ Growers and Staff Training programmes, study tours and workshops on Integrated Pest Management practices, Sustainable Tobacco

Production, management of CPA residues, elimination of NTRM and other Good Agricultural Practices were conducted.

- ◆ Up to November 2021 an amount of Rs. 107.83 lakh was incurred towards Extension and Developmental Schemes. Approximately, an amount of Rs. 380 lakh will be required to meet the expenditure towards implementation of Extension and Developmental Schemes (Andhra Pradesh and Karnataka) during the current crop season.

(v) Tobacco Auctions

The Auction system for sale of FCV tobacco was introduced for the 1st time in Karnataka in 1984 followed by Andhra Pradesh in 1985.

Progress made during 2021-22

- ◆ In Andhra Pradesh, during 2021-22, a total quantity of 107.39 mkg (million kg) of 2020-21 Andhra Pradesh FCV tobacco crop marketed at an average price of Rs. 145.97 per kg from 1st April 2021 to 16th September 2021 (the auction sales were commenced on 15th March 2021 and concluded on 16th September 2021).
- ◆ In Karnataka, during 2021-22, a total quantity of 35.15 mkg of tobacco of 2021-22 Karnataka FCV tobacco crop marketed at an average price of Rs. 153.07 per kg from 24th September 2021 to 7th January 2022 (the auction sales commenced on 24th September 2021 and are in progress)

3. AGRICULTURAL AND PROCESSED FOOD PRODUCTS EXPORT DEVELOPMENT AUTHORITY (APEDA)

The Agricultural and Processed Food Products Export Development Authority (APEDA) was established by the Government of India under the Agricultural and Processed Food Products Export Development Authority Act passed by the Parliament in December 1985. The Authority with its headquarters at New Delhi, is headed by Chairman, APEDA has been serving the agri-export community for the last 35 years. In order to reach out to the exporters in

different parts of the country, APEDA has set up 12 Regional Offices at Mumbai, Bengaluru, Hyderabad, Kolkata, Guwahati, Chennai, Kochi, Ahmedabad, Chandigarh, UT of Jammu & Kashmir, Varanasi and Bhopal.

APEDA has been entrusted with the responsibility of export promotion and development of 14 agricultural and processed food product groups listed in the First Schedule of the APEDA Act. Rice has been included in the Second Schedule of APEDA Act. In addition to this, APEDA has been entrusted with the responsibility to monitor the import of sugar as well.

APEDA also functions as the Secretariat to the National Accreditation Body (NAB) for the implementation of accreditation of the Certification Bodies under National Programme for Organic Production (NPOP) for Organic exports.

APEDA has been actively engaged in the development of markets besides upgradation of infrastructure and quality to promote the export of agro products. In its endeavour to promote agro export, APEDA under its Plan Scheme titled 'Agricultural Export Promotion Scheme of APEDA' provides financial assistance to the registered exporters under sub-components of the scheme – Market Development, Infrastructure Development and Quality Development.

(i) Products in First Schedule to the APEDA Act

- ◆ Fruits, vegetables and their products
- ◆ Meat and meat products
- ◆ Poultry and poultry products
- ◆ Dairy products
- ◆ Confectionary, biscuits and bakery products
- ◆ Honey, jaggery and sugar products
- ◆ Cocoa and its products, chocolates of all kinds
- ◆ Alcoholic and non-alcoholic beverages
- ◆ Cereals and Cereal products
- ◆ Groundnuts, peanuts and walnuts
- ◆ Pickles, chutneys and papads

- ◆ Guar Gum
- ◆ Floriculture and floriculture products
- ◆ Herbal and medicinal plants

Agricultural Export Promotion Scheme of APEDA

– The detailed break-up of Plan budget allocated to APEDA during 2021-2022 is as follows:

Budget Allocation Statement: 2021-2022 (April-October 2021)

(Value in Rs. crore)

Scheme Component	Approved Budget by DoC	Actual Expenditure till 31.10.2021	Number of Beneficiaries
Infrastructure Development	26.00	19.15	70
Market Development	50.00	5.74	58
Quality Development	9.00	1.21	11
Total	85.00	26.10	139

Source: APEDA

(ii) Ease of Doing Business - Minimizing Regulatory Compliance Burden

- ◆ APEDA initiated the process of minimizing regulatory compliances and identified 10 such compliances for ease of doing business and action against identified compliances completed resulting in cost saving and hassle free business.
- ◆ Further, APEDA has started Virtual inspections for facilitating the trade especially during pandemic period.

(iii) Virtual Trade Fairs

To overcome the adverse impact of COVID-19 and to sustain the existing markets by projecting India as a potential alternative choice to the world market for supply of agricultural and processed food products, APEDA took pioneer step and introduced its own platform through in-house team for organizing Virtual Trade Fairs to showcase the strength of various agricultural products as well as to establish direct contact between Indian exporters and importers. APEDA organized two Virtual Trade Fairs - 'India Rice and Agro Commodity Show' from 10th to 12th March 2021 and India Fruits, Vegetables & Floriculture Show from 26th to 28th May 2021.

(iv) Virtual Buyer Seller Meets

For promotion of export of its scheduled products, APEDA in association with Indian Missions organized 27 Virtual Buyer Seller Meets with Bhutan, Azerbaijan,

Qatar, Saudi Arabia, Nepal, Uzbekistan, Vietnam, Netherlands, Brunei, Cambodia, South Korea, Sudan, Japan, Gulf countries, Bahrain, Angola, Egypt, Algeria, Australia, Bangladesh, Morocco, Jordan, Laos, Togo, Ghana, Iran, Canada from January 2021 to November 2021. Indian Missions, importers, Exporters and Product associations from India participated. E-catalogue was also released from both sides.

(v) Agri Export Policy (AEP)

- ◆ After pursuance with the concerned State govt. officials requesting for cooperation for finalising the State agri export Action Plan in a time bound manner, five States and 1 UT have finalized the State specific Action Plan viz. Mizoram, Meghalaya, Tripura, Arunachal Pradesh, Himachal Pradesh and UT of A&N Islands. The action plans of remaining States are at different stages of finalization.
- ◆ The State Level Monitoring Committee (SLMC) has been formed by Govt. of Haryana and constituted under the chairmanship of Chief Secretary.
- ◆ APEDA signed an MoU with NAFED for strengthening the export linkage of Farmer Cooperatives.
- ◆ MoU with Tamil Nadu Agriculture University was entered into by APEDA on 26th August 2021 to develop export strategy for product clusters in Tamil Nadu by organising Capacity Building

Programs for FPOs/farmers/agri start-ups/exporters, promote organic farming and organic products from the State, organise Buyer-Seller meets, mobilise trade of identified agricultural products for exports etc.

- ◆ Interaction meetings have been organized with the representatives of IFFCO and KRIBHCO for seeking a forward linkage of their large farmer base with global trade. IFFCO have expressed their willingness to expand the existing export basket and explore more destinations.
- ◆ Synergy is being developed with MIDH (DAC&FW), MoFPI and DGFT for convergence of cluster development schemes.
- ◆ DGFT: Towards integration made with DGFT for synergizing on the Districts as Export hubs (DEH) initiative for promoting exports from Punjab, HP, J&K and Ladakh, a two day virtual outreach event titled 'From India to the World' was organized in association with Invest India in July 2021. The event saw participation from the Indian Embassies of the Washington DC (USA), UAE, and Japan as the virtual trade fair platform model of APEDA was adopted.
- ◆ Invest India: Towards integration with ODOP initiative of Invest India for Mango cluster in Maharashtra, APEDA in association with Invest India coordinated with the Embassy of India, Japan to organise the Mango Festival of India 2021 in Tokyo, Japan in May 2021. This involved mango sampling with potential buyers followed by large scale mango promotion with supermarkets, malls, restaurants etc.
- ◆ For promoting exports of perishable products, a virtual B2B trade facilitation event was organized in association with Consulate General of India, Saudi Arabia in August 2021. The event saw participation from the Indian Embassy at Riyadh, exporters, and leading Saudi supermarket retailers.
- ◆ Interaction has been held with CWC for having a detailed discussion on mutual cooperation for export infrastructure, service provider of storage and logistics. The possibility of signing a MoU with CWC for further collaboration.

- ◆ Several rounds of meetings have been conducted with Ministry of Railways for discussion on the necessary interventions required by rail transportation for boosting agri exports. The issue of activating the ICDs at Varanasi (Eastern UP) and Bihar region was also discussed with officials of Container Corporation of India (CONCOR) and other operators/logistics service providers. An online VC meeting is being organized where the concerned Trade associations will be given an opportunity to flag the specific issues and interventions required for seeking a possible solution.
- ◆ In pursuance to the series of interactions held with Amazon Web Services (AWS) team, the approval was accorded for executing two pilot projects for the proposals submitted on Blockchain traceability for GI Mangoes (Alphonso) and Digital assaying at APEDA packhouses.

(vi) Initiatives for Export of Fresh Fruits & Vegetables

(a) Organizing Export Promotion Programmes & B2B Meetings

Due to COVID-19 pandemic, following promotional programmes were organized in association with Indian Missions abroad in virtual mode.

- ◆ Mango Promotion in South Korea- 22nd May 2021
- ◆ Mango Promotion in Kuwait – 28th April 2021
- ◆ Mango Promotion in Japan – 27th May 2021 to 29th May 2021
- ◆ Mango Promotion in Germany – 30th May 2021 to 5th June 2021
- ◆ Mango Promotion in UK – 14th June 2021
- ◆ Mango Promotion in Bhutan – 28th July 2021
- ◆ Mango Promotion in Uzbekistan – 29th July 2021
- ◆ APEDA facilitated participation of Fresh Fruit & vegetable exporters in Virtual Buyer Seller Meet for export of Agri products to Bhutan, UAE, Kuwait, Singapore and Iran during August – October 2021

(b) Setting up of Export Promotion Forums for Agri Products

Considering the importance of export of fresh fruits, vegetables and flowers, Export Promotion Forums (FPF) were constituted for Grapes, Onion, Mango, Banana, Pomegranate and Floriculture. The objective of these forums is to have focused deliberations among the stakeholders, considering the export potential of these products, issues faced and road map for enhancing exports.

(c) Development of Protocol for Treatment of Grapes using SO₂ and CO₂ Gases for Export to Australia and New Zealand

APEDA in association with Indian Council of Agriculture Research (ICAR) Central Institute of Post Harvest Engineering and Technology (CIPHET) Ludhiana developed a protocol for treatment of grapes in an automated fumigation chamber by using SO₂ and CO₂ gases. The demonstration of the fumigation chamber has been carried out successfully. Based on the success, APEDA will seek market access of grape in New Zealand.

(d) Market Access Issues

- ◆ Market access to Australia granted for Pomegranate fruits. APEDA in association with Ministry of Agriculture negotiated with Government of Australia.
- ◆ Market access granted for Onions, Okra and Tomato for export to Bhutan with active negotiation by MoC and DAC&FW.
- ◆ Procedure on export of Green Chillies to EU prepared to fulfil the new requirement of EU of issuance of Health Certificate and submitted to the European Commission through Indian Embassy, Brussels.
- ◆ APEDA and Ministry of Agriculture is negotiating with USDA APHIS for transfer of Oversight of the preclearance programme to NPPO India instead of stationing of US inspector in India to reduce high cost of inspection and make the opportunity of exporting mangoes to USA accessible to more number of exporters.

(e) Trade Facilitation

- ◆ Organized meetings of exporters of fresh fruits

and vegetables who are facing the problem of High cost of freight and container on export items.

- ◆ During the year, 12 exporters of Fresh Fruits & Vegetables were provided financial assistance under APEDA's Financial Assistance Scheme.

(vii) Initiatives for Export of Processed Food

- ◆ 182 Peanut shelling, grading and processing units including warehouses have been recognized for exports of peanut and peanut products
- ◆ During the period (April-October 2021) 30 number of new Peanut Units were registered and registration of 34 number of units were further renewed
- ◆ A total number of 11907 Certificates of Exports (COEs) have been issued for peanut exports. Peanuts and peanut products worth 230271.504 MTs has exported (April-October 2021) out of which EU's share was 3996.946 MTs and Non EU's share was 226274.558 MTs

(viii) Initiatives for Export of Livestock Products

- ◆ APEDA registered 02 new meat processing establishments after inter-ministerial Committee's inspection, renewed the validity for 21 establishments and extended the validity for 18 meat establishments. 28 number of Merchant exporters are added/ renewed with meat processing establishments.
- ◆ After, rigorous follow up by APEDA and Indian Mission, Cambodia allowed import of frozen bovine meat after COVID-19 tests of the consignments.
- ◆ Organized meeting with exporters of honey to make strategy to take up the issue of Anti-Dumping Duty Petition filed against Indian Honey by USA.
- ◆ APEDA facilitated an exporter of dairy products from Hathras, UP to export White Buffalo Butter to New Zealand and Saudi Arabia for the first time.
- ◆ Following packaging standards on Modified Atmosphere Packaging of Meat and Meat Products for exports were got prepared through Indian Institute of Packaging (IIP), Mumbai:

- Part-I Report on Goat Meat & Deboned Deglanded Buffalo Meat
- Part-II Report on Dried Egg Yolk Powder
- Part-III Report on HAM & Chicken Salami

(ix) Initiatives for Export of Organic Products

(a) Mutual Recognitions with Countries

- ◆ **Taiwan** – Though India initiated for equivalency of NPOP with Taiwanese organic standards in 2009, Taiwan has expressed its willingness to proceed for mutual recognition of organic system. Accordingly, both the countries reviewed standards of each other and conducted onsite assessment to verify the implementation of the National Regulation followed by which additional clarifications have been provided to demonstrate the compliance to standards. The text for exchange of letters has also been approved by Ministry of Commerce and Ministry of External Affairs and is under consideration for signing and Exchange of letters.
- ◆ **South Korea**- Negotiation with South Korea for mutual recognition is in advanced stage as onsite assessment has been conducted by both the countries. The negotiation with Japan is in process.
- ◆ **Australia**- Based on the proposal of APEDA for mutual recognition with Australia, formal acceptance has been received from them and technical discussions have been taken up to proceed further. New Zealand has also indicated its willingness to enter into mutual Recognition with NPOP.
- ◆ **Canada**- The procedure for designation of Conformity Verification Body status to APEDA by the Canadian Food Inspection Agency has been in process.
- ◆ **UAE**- The consent of UAE has been sought for mutual recognition with NPOP which is being followed.

(b) Accreditation Activities

APEDA is functioning as Secretariat for implementation of National Programme for Organic Production (NPOP) complying with ISO-17011

requirements. APEDA is also member of IAF and provides its comments and voting on all accreditation related activities to IAF on regular basis. Following are the accreditation related activities during the period:

- ◆ The standards for chain of custody for Organic Fibers & Products and Organic Cosmetics & Personal Care Products have been notified by the NAB on voluntary basis based on which accreditation has been granted to two Certification Bodies.
- ◆ As per the accreditation procedure outlined in NPOP, accreditation has been granted to 1 more Certification Body by the National Accreditation Body (NAB) making total of 32 Certification Bodies.
- ◆ Accreditation of a Certification Body has been extended for overseas certification in European Union, Africa in addition to Middle East, NW Asia and neighboring countries by the NAB.

(c) Monitoring of NPOP Procedures through TraceNet Online System

APEDA is providing data of Organic processor and trader from web based traceability system, TraceNet to FSSAI for the purpose of domestic integrity verification of certified organic products. Help Desk deals with the operational issues reported by the operators and Certification Bodies for smooth trade of organic products.

Export of Organic products under NPOP during last three years is as follows:

Year	Quantity	Value (US\$ million)
2018-19	614089 MT	757
2019-20	638998 MT	689
2020-21	888179 MT	1040

(x) E-Governance Initiatives

APEDA has undertaken a number of initiatives during the year to enhance the existing e-Governance systems and introduced new online facilities for

the benefit of stakeholders. Major initiatives in development and implementation of new system for stakeholders are as under:

(a) Cloud Migration

The aim was to migrate all the APEDA data and online applications from the servers to NIC cloud situated at Bhubaneswar. The migration provided security of data and a room for ample amount of data.

(b) Virtual Trade Fair (VTF)

Development of virtual trade fair application was completed while keeping in mind the restrictions and to avoid physical meetings due to COVID-19 outbreak. The platform consisted of entrance hall, exhibitor stalls and video conferencing communication options. The VTF was a success as exporters were able to showcase their wide range of food products and sell them to buyers while communicating in real-time.

(c) Blockchain Technology in GrapeNet

APEDA implemented Blockchain solution as part of its GrapeNet traceability system. The Blockchain technology helped tracking all the activities and steps involved in the grape lifecycle, right from farm allocation to the delivery of grapes.

(d) Farmer Connect Portal

Farmer Connect is an initiative undertaken by APEDA to provide a 24X7 Online visibility digital platform. It provides a platform for FPO/FPC/Cooperatives and exporters for direct interaction with the assistance of ICT.

(e) HortiNet Traceability on Onion, Betel Leaves, Vegetables and Others Fruits

APEDA initiated the process for registration of farms in HortiNet for Onion, Betel Leaves, Other Fruits (5) and vegetables (43).

(f) Certification Body Accreditation Module

With paperless processing of documents across the industry, APEDA initiated the process of online submission of documents/information by Organic

Certification Bodies for generating and submitting annual reports online. The system provides a convenient way of submitting documents with no physical hassle involved.

(g) Re-designing of APEDA Website

To make APEDA website more user friendly, informative and easy to information driven, the APEDA's website has been redesigned by using the latest technology for stakeholders.

(h) APEDA's Mobile App

APEDA propose to introduce the mobile technology and facilitate the users for ease of doing business through mobile app on android platform and will be soon available in IOS platform. The mobile app consists of APEDA's Members, Agri exchange and Farm Registration.

(xi) Quality Initiatives

- ◆ 225 food testing laboratories were authorized and monitored for sampling and analysis of APEDA scheduled products for export certification
- ◆ Upgradation of National Referral Laboratory (NRL) at NRC Grapes Pune as per importing country's requirements for monitoring products of plant origins such as fresh fruits and vegetables and peanuts and their products
- ◆ 16 in house quality control labs set up by the registered manufacturing units of exporters, 4 commercial food testing laboratories upgraded and 5 manufacturing units certified to food safety management system providing financial assistance under scheme for quality development
- ◆ 5 implementation and 5 certification agencies were recognised to provide implementation and certification services to the manufacturing units for HACCP, ISO-22000, ISO-9001, BRC and GAP
- ◆ Following export procedures were updated and aligned with the importing country's requirements to ensure continued market access to enhance exports:

- Procedure for export of Grapes - GrapeNet for export of fresh table grapes monitoring residues of agrochemicals.
- Procedure for export of Pomegranates - AnarNet for export of pomegranates;
- Procedure for exports of Peanuts and Peanut Products - Peanut.Net monitoring Aflatoxin levels;
- Procedure for export of Fresh Green Chillies - monitoring residues of agrochemicals;
- Procedure for export of Betel Leaves - monitoring of Salmonella;

- ◆ Monitored more than 245 export rejections, rapid alerts, complaints including dissemination to concerned stakeholders such as labs and NRL for reanalysis of control samples for advising corrective action to minimize export rejections and rapid alerts
- ◆ Imparted trainings to the field samplers of authorized labs on recent methods of sampling, analysis and grading through NRL to ensure integrity of testing and certification
- ◆ Imparted hand holding programs to the stakeholders on importing country's requirements such as Certificate of Conformity by SFDA and MRLs of agrochemicals and contaminants, provided Proficiency Testing to the authorized labs through NRL for residues of pesticides and aflatoxins to ensure the laboratories meet international competence requirements
- ◆ Facilitated UT of Jammu and Kashmir to notify their respective Seed Certification Wings as organic Certification Bodies to enable the region for convergence of organic certification activities for products like saffron, walnuts and other products

(xii) Initiatives for Exports of Cereals and Cereals Products

RCAC for Export of Basmati Rice during the year 2021-22 (Upto 12th November 2021)

Total RCACS	Quantity (MT)
17454	21377190369

RCAC for Import of Sugar during the year 2021-22 (Upto 12th November 2021)

Total RCACs	Quantity (MT)
53	6797.636

To increase the availability of good quality Basmati rice and meeting the standards of importing countries in respect of residues of pesticides, APEDA has been supporting the 7 states in GI area to increase awareness of Basmati growers. Approx. 75 training programmes have been organized by APEDA with the support of BEDF to sensitize farmers for good agricultural practices and judicious use of pesticides.

Farmers are being registered on Basmati.Net to improve the reach of all institutions from States, APEDA and exporters. Basmati.Net is a web-enabled system for registration of farmers launched by APEDA in Kharif, 2017. Till date 125903 farmers have been registered in the State of Punjab, Haryana and Jammu & Kashmir (J&K). For implementation of Basmati.Net System in other State APEDA is regularly in touch with Government of Uttar Pradesh, Uttarakhand, J&K, Haryana, Himachal and Delhi.

(xiii) Infrastructure Development

The following common infrastructure projects in various states have been completed/likely to be completed by 31st March 2022:

- ◆ Setting up of honey processing unit by Punjab MARKFED at Chuharwali, Jalandhar
- ◆ Modernization and up gradation of existing integrated pack house at Naroda, Ahmedabad by Gujarat Agro Industries Corporation
- ◆ Establishment of Pack House for fresh fruits and vegetables at Karimganj, Assam by Assam State Agricultural Marketing Board
- ◆ Setting up of Tetra Pack Machine, apple juice and concentrate unit by HPMC at Parwanoo
- ◆ Setting up of Pack House by Agriculture Department, Aizawal-Mizoram
- ◆ Setting up of processing unit for frozen vegetables with IQF at Mangalore, Haridwar, Uttarakhand
- ◆ Setting up common infrastructure facility for honey processing at Bishnupur, Manipur

(xiv) Flag off of New Products/GI Products

S.No.	Products	GI/Organic/ First time	State	Country
1	Survarnarekha Mangoes	GI	Andhra Pradesh	South Korea
2	Dahanu Gholvad Sapota	GI	Maharashtra	UK
3	Marathwada Kesar Mango	GI	Maharashtra	UK
4	Jalgaon Banana	GI	Maharashtra	Dubai
5	Nendran Banana	GI	Kerala	Singapore
6	Shahi Litchi	GI	Bihar	UK
7	Bhagalpuri Zardul Mango	GI	Bihar	UK, Bahrain
8	Organic certified Jackfruit powder & Cubes	First Time & Organic	Karnataka	Germany
9	Millets	First Time & Organic	Uttarakhand	Denmark
10	Patented Village Rice	First Time	Tamil Nadu	Ghana & Yemen
11	Fresh Jackfruit	First time	Tripura	UK
12	Moringa	First time	Tamil Nadu	Australia, Vietnam, Ghana
13	Red Rice	First Time	Haryana	USA
14	Flavored Jaggery Powder	First Time	Mumbai	USA
15	Jamun fruit	First Time	Uttar Pradesh	UK
16	Groundnuts	First Time	West Bengal	Nepal
17	Dragon Fruits	First time	Maharashtra	Dubai
18.	Burmese Grapes	First Time	Assam	Dubai
19.	Jardalu mango	First Time	Bhagalpur, Bihar	London
20.	Moringa value added products	First Time	Tamil Nadu	Australia, Ghana and Vietnam
21.	Vacuum freeze dried ethnic non basmati rice	First Time	Tamil Nadu	Australia, Ghana and Vietnam
22.	Village Rice	First Time	Kumbakonam, Thanjavur	Ghana and Yemen
23.	Madurai Malli and other traditional flowers	GI	Madurai	USA and Dubai
25.	Makhana	GI	Patna	Japan
26.	Pasteurized Buffalo Butter (Salted)	First Time	Hathras, Uttar Pradesh	New Zealand
27.	Mix vegetables	First Time	Haridwar	Dubai
28.	Himaliyan Gaot Meat	First Time	Uttarakhand	Dubai, UAE
29.	Dragon Fruit	First Time	Gujarat	London

S.No.	Products	GI/Organic/ First time	State	Country
30.	17 Rice, SurtiKolam Rice, Ambemohar Rice, Kali Moch Rice and Indrayani Rice	First Time	Gujarat	London
31.	15 Value added products of Jackfruit, Passion fruit etc	First Time	Kerala	Australia
32.	Value added products of Jackfruit	First Time	Kerala	New Zealand
33.	Value added products of Jackfruit	First Time	Kerala	USA
34.	Fazli Mango	GI	Kolkata	Kingdom of Bahrain
35.	Dragon Fruit	First Time	West Bengal	Kingdom of Bahrain
36.	Bardhaman Mihidana's	GI	West Bengal	Kingdom of Bahrain
37.	Ladakh Apricots	First Time	Ladakh	Dubai
38.	Cherries (Mishri variety)	First Time	Kashmir	Middle East
39.	Apples	First Time	Himachal Pradesh	Qatar, Bahrain
40.	Sitabhog	First Time	West Bengal	Baharain
41.	Fresh Vegetables	First Time	Pukar, Jharkhand	Qatar
42.	Non-Basmati Rice	First Time	Paradip Port	Vietnam
43.	Peanuts	First Time	West Bengal	Nepal
44.	Bhalia Wheat	First Time	Gujarat	Kenya
45.	Fresh Fruits & Vegetables	First Time	Uttarakhand	Sri Lanka, Dubai

4. THE MARINE PRODUCTS EXPORT DEVELOPMENT AUTHORITY (MPEDA)

The Marine Products Export Development Authority, a statutory body under the Department of Commerce, Ministry of Commerce & Industry, instituted under the MPEDA Act, 1972 with a mandate of developing a conducive ecosystem for marine products in the country and promotion of its export from India.

(i) Export Performance

As per the provisional estimates collected in the current financial year (April-December 2021-22), India has exported seafood worth US\$ 5.8 billion (9,67,371 Metric Tons). Frozen shrimp remained the major export item followed by frozen fish. USA and China continued to be the top export markets of Indian seafood. The details of provisional figures of Indian seafood exports in the current financial year till December month vis-à-vis previous financial year, figures for the same period is as below:

Marine Products Exports Performance for the year 2021-22 (April-December)*

		April-December 2020-21	April-December 2021-22 (Provisional)	Growth (%)
Qty. in Ton	Q:	858907	967371	12.63
Value in Rs. Cr.	V:	33482.12	42136.77	25.85
US\$ (Million)	\$:	4536.69	5757.33	26.91

*MPEDA data

(ii) Export Facilitation and Promotion

- ◆ **Virtual Buyer Seller Meets:** During 2021-22 (April-December), MPEDA organized 23 Virtual Buyer Seller Meets with importers from Japan (6), Thailand (2), Portugal (2), Mozambique, China, Greece, Philippines, South Korea, Qatar, Belarus, Italy, Spain, Vietnam (2) & Russia (2).
- ◆ Completed a Market Research Study on seafood market in China. Organized a virtual webinar on “Market Research on seafood market in China” which was attended by 170 exporters from all over India.
- ◆ Launched new updated MPEDA website in June 2021 with user specific interfaces for Exporters, Importers, Aqua Farmers, Fishers and Seafood lovers.
- ◆ Organized Virtual Business Conference on “Marine Fisheries and Aquaculture” on 27th May 2021 in association with Philippine Chamber of Agriculture & Food, INC and Embassy of India in Manila, Philippines which was attended by 56 exporters & officials from India & Philippines.
- ◆ Organized “India- Thailand Business Meet on Marine & Aquaculture Products” on 21st July 2021 in association with Embassy of India, Thailand which was attended by 260 exporters, investors & officials from India & Thailand.
- ◆ Organized India - Vietnam Online Business Meet in Fishery Sector on 26th October 2021 in association with Embassy of India, Hanoi; Consulate General of India, Ho Chi Minh City & Vietnam Association of Seafood Exporters and Producers (VASEP) which was attended by 70 exporters & officials from India & Vietnam.
- ◆ **Registration of Units:** During the period (April-October), 10 processing plants, 88 exporters, 14 storage premise, 9 dried fish handling centre, 1 Live Fish Handling Centre, 1 Fresh/Chilled Fish Handling Centre, 9 Peeling shed, 4 Conveyances were registered with MPEDA.
- ◆ For ease of doing business, during the year under report MPEDA developed online platform to validate export facilitation certificates such as Non-Radio Activity Certificate, Certificate of

Legal origin, Duty Free Import Certificates and Registration cum Membership Certificates.

- ◆ **Online Validation of Certificates:** As a part of e-governance initiatives, MPEDA has been issuing DS 2031 certificate through online from 6th April 2020 for the exporters. During the period 1st April to 15th October 2021, MPEDA issued 4025 Catch certificates, 13573 DS 2031 certificates, 225 ICCAT certificates, 106 Non-Radio Active certificates, 96 Duty Free Certificates, 36 RCMC Certificates and 01 certificate of legal origin. All fee collection for the certificates has been received in digital form.
- ◆ **Upgradation of Major Fishing Harbours:** Based on MPEDA intervention, Union Budget for the year 2020-21 has announced to develop five major fishing harbours – Kochi, Chennai, Vishakapatnam, Paradip and Petuaghat as a hub of economic activity
- ◆ Under Section 609 of US Public Law 101-162, any wild caught shrimp harvested in India is not eligible to enter the US. The matter is being constantly consulted with MPEDA/Dept. of Fisheries and being pursued with Eol and US authorities for the finalization of CIFT-TED design.
- ◆ US has introduced MMPA regulation in 2017 and requested all exporting nations to adhere to the MMPA regulations. For filing comparability finding application to USA before 30th November 2021 under MMPA of US, the Marine Mammal stock assessment study is progressing with the support of CMFRI/FSI and the final report is likely to be submitted before the deadline.
- ◆ Based on the MPEDA intervention, Ministry of Agriculture and Cooperatives, Thailand has reduced the advance reporting time to 36 hours for fishing vessels sailing from Andaman & Nicobar to Thailand for promotion of seafood exports from Andaman Islands.

(iii) Support for Value Addition of Seafood

Export of value added products has enhanced the unit value realization for Indian marine products. But most of the modern equipment are highly capital

intensive. In order to assist the Indian seafood processors to adopt value addition, MPEDA has been operating financial assistance schemes to exporters for setting up of new units, to expand the existing

production capacity for value added products and for diversifying into value addition through institutional finance.

**Financial Assistance released by MPEDA during the FY 2021-22
(April to September)**

(Values in Rs. lakh)

Scheme	No. of Beneficiaries	Assistance
Technology Development for Specific Value Added Products scheme	3	926.58
Technology Upgradation Scheme for Marine Products	1	95.84
CCD- Assistance for Conveyance	1	7.89
TIUSMP - Assistance for Chilled Fish Handling Centre	1	12.52
CCD Assistance for Large Cold Storage Scheme	2	107.08
TOTAL	8	1149.91

In addition to financial assistance schemes, MPEDA has been providing hands on training programs on seafood value addition. MPEDA envisages achieving the vision by equipping the industry with state of the art technology in value addition and focusing on skill development of the work force through training programmes on value addition.

(iv) Aquaculture Development

- ◆ **Capacity Building Programmes:** MPEDA has conducted a series of Workshops and awareness programs for the aquaculture farmers in the coastal states, aimed at sensitizing the farmers on major issues including antibiotic residues, adoption of Better Management Practices (BMP) and diversification towards export oriented species. In this regard, 276 awareness campaigns conducted against the usage of antibiotics in aquaculture and 47 awareness programs conducted for the propagation of species diversification. Besides, 10 training programs were organized and 5 farmers' meets were conducted to create awareness about MPEDA schemes.
- ◆ **Species Diversification:** MPEDA has developed technology to diversify the varieties for promoting exports of fin fishes like Tilapia, Seabass, Scampi, mud crab etc. In this regard, 8 Demonstration program for the exportable

species were initiated during the year for the popularization of the diversified species.

- ◆ **Enrollment of Farms and Hatcheries:** For the traceability of aquaculture production, enrollment of farms and hatcheries are being continued. During the period, 1132 number of farms with a water spread area of 5250.021 hectares and 4 hatcheries with 140 million capacity enrolled by MPEDA.

◆ **Certification of Aquaculture (SHAPHARI):**

- In the pilot programme, three hatcheries were SHAPHARI certified for the production of antibiotic free seed after successfully undergoing a series of tests on hatchery inputs and hatchery seeds for antibiotic residues over a period of 8-10 months. Seeds from the hatchery were also tested negative for all the OIE listed pathogens during the audits. Nine hatcheries have so far enrolled for certification during this year and preliminary audit of eight are completed.
- A draft guideline and procedures for the Certification of Farms was prepared by a technical committee constituted for the purpose and the same was placed in public domain for comments. The scheme is ready for pilot scale implementation.

- MPEDA hosted a Virtual meeting in July 2021 for the Directors of Fisheries of North Eastern States to discuss the possibilities of implementation of viable projects towards aquaculture development in these states.

(v) Quality Assurance

- ◆ MPEDA has set up one more Quality Control laboratory at Porbandar in order to test residues of unauthorized substances and environmental contaminants in fish & fishery products. At present, MPEDA operates five Quality Control laboratories, and all these labs are NABL accredited as per ISO 17025:2017 and approved by EIC. Lab Kochi is recognized by FSSAI.
- ◆ During the period of April-December 2021, 7297 samples were tested by MPEDA labs under National Residue Control Plan (NRCP)
- ◆ MPEDA has established 4 more ELISA screening labs in states such as West Bengal, Tamil Nadu and Andhra Pradesh. With these, MPEDA now operates 16 ELISA labs to screen the aquaculture shrimp prior to harvest for banned antibiotics, and issue Pre-Harvest Certificates (PHTC) to the farmers. PHT certificate is a mandatory requirement for farmed shrimp consignments meant for export to EU. During April-December 2021, 10788 PHTC have been issued by MPEDA ELISA labs
- ◆ Three MPEDA officials were enrolled as assessors with the National Accreditation Board for Testing and Calibration Laboratories (NABL) after successful completion of assessor course conducted by NABL, New Delhi
- ◆ MPEDA Microbiology & Molecular Biology divisions of MPEDA QC Lab, Kochi is testing fish and fishery products for the detection and quantification of pathogenic bacteria, viruses and fungus including COVID-19 nucleic acid on the surface of seafood packaging materials

(vi) Market Specific Actions on Quality Assurance and Biosecurity

- ◆ **China:** Since 2019, GACC has suspended 85 (as on 31.12.2021) Indian seafood establishments indefinitely due to the detection of COVID-19

nucleic acid on the packaging material, White spot Syndrome Virus (WSSV) & Infectious Hypodermal and Haematopoietic Necrosis virus (IHHNV), cadmium and *Vibrio parahaemolyticus* in the consignments exported by them. Among the 85 suspensions, 61 are due to the presence of COVID-19 nucleic acid on inner/outer packing material, 15 are due to the presence of WSSV & 9 for other reasons. MPEDA has approached institutions such as Institute of Plasma Research, National Institute of Virology and Centre for Cellular & Molecular Biology (CCMB), to find a solution to disinfect seafood packaging to eliminate presence of COVID-19 Nucleic Acid and recommendation by CCMB to use 1% hypochlorite solution has been circulated to the trade along with observing other COVID-19 protocols. Furthermore, MPEDA along with EIC is facilitating the virtual inspection of the suspended units by GACC. As on 31st December 2021, 36 units have been inspected and they are in the process of clearing Non Conformity's (NCs) raised by GACC.

- ◆ **European Union:** As a result of a decision taken in the India - EU JWG consultations meeting held through video conferencing on 09.07.2020, twenty-three new fishery establishments dealing only in "sea-caught products" have been listed by European Commission in November 2020. Later EU approved 49 more units for export to EU. At present, 404 EU approved units process and export seafood to EU. There are 70 EU approved cold storages in India.

(vii) Technology Extension and Support

- ◆ **NaCSA:** A society under MPEDA is promoting cluster farming among the aqua farmers and during the period April-December 2021, around 30 farming cluster societies were organized in Andhra Pradesh, Odisha, Gujarat and West Bengal. NaCSA Established 03 Aqua One Centres (AOC) in the State of A.P for the testing of soil and water quality parameters and disease diagnosis.
- ◆ To facilitate the shrimp farmers of the societies NaCSA is working on an e-commerce platform (e-Santa) to sell their product to exporters by avoiding middlemen.

- ◆ **NETFISH:** NETFISH, a society under MPEDA conducted 944 extension programmes during the period April to December 2021 benefiting around 16044 fishery stakeholders. The programmes were conducted in and around selected harbours and landing centers in all maritime states for capacity building in fish quality management and conservation of marine fishery resources. It works at the grass root level by networking with fishermen societies, federations and other non-governmental organizations.
- ◆ Also conducted 9 nos. of online workshops on 'The Refinement of Marine Fisheries Management in India' in Gujarat, Maharashtra, Goa, Karnataka and Kerala during July 2021, and in Tamil Nadu, Andhra Pradesh, Odisha and West Bengal during October 2021, to sensitize the issues such as Juvenile fishing, IUU, Traceability, Vessel monitoring, harbour development and MFRA regulations among the major players of the sector and to formulate methodologies for the implementation of MFRA regulations and amending the existing MFRA of the state for better management.
- ◆ Organized 6 nos. of 'Hands-on training programmes on Value Addition of Cephalopods' during August 2021 at 6 EU approved fish processing units in Purba Medinipur and Howrah districts in West Bengal benefitting 147 trainees including manager, technologists, supervisors and high-end skilled workers.
- ◆ Livelihood improvement of nearly 500 SC fishers in Kerala, Karnataka, Odisha and West Bengal were done by equipping them with fishing implements, fish drying units etc. To commemorate the 'Azadi Ka Amrit Mahotsav' a nationwide event on the theme "Responsible Fishing for Sustainable Future" was conducted on 26th September 2021 covering 9 fishing harbours in 9 maritime states, involving 121 fishing boats and more than 1057 fishers.
- ◆ To eradicate the use of single use plastic and thus to avoid marine pollution, about 400 nos. of awareness programmes on the harmful impacts of single use plastics and waste management

of single use plastics will be conducted among different stakeholders at fishing harbours and fishing vessels during the year.

- ◆ As part of the observance of Swacchta Pakhwada by the Department of Commerce and its Organisations during 1st to 15th November 2021, NETFISH-MPEDA has organized a nationwide Ocean Clean-up programme involving all stakeholders and officials associated with marine fisheries sector. A total of 11 fishing harbours/landing centres were selected across the maritime states and initially stakeholder's meetings were conducted there during the first week of November 2021. Thereafter, the fishers started collecting plastic wastes generated during fishing and brought it to the harbour. Arrangements were made with local bodies/agencies for the collection of plastic wastes from the harbour for recycling and accordingly the wastes brought by the fishers were removed from the harbour. Harbour and coastal clean-up events were also arranged as part of the celebration and mass awareness was generated among the fishermen about the harm caused by single use plastic to our ecosystem and resources and how to eradicate single use plastics.

(viii) Research & Development

RGCA, the only Research Institute located in the rural area and registered as a Society under Tamil Nadu Societies Registration Act XXVII of 1975 on 5th January 1996 completed 25 years of services under MPEDA function under Ministry of Commerce & Industry, Government of India. The main focus is on Research & Development for promoting diversified Aquaculture in India in the absence of any other species except shrimp on large scale-production. Culture of all these species were demonstrated by MPEDA in all the States as a lab-to-land programme. This research centre is standalone compared with any other research Institution in our country for contributing the service for promoting diversified aquaculture for both brackish water and Mariculture. Also, for inland fish production by introducing GIFT tilapia. The RGCA has been recognised as a Research Centre for carrying out research work leading to PhD

programme in marine Science under Bharathidasan University, Tiruchirappalli, Tamil Nadu. At present,

RGCA is serving as Aquaculture Technology Incubation Centre of MPEDA.

**Trainings/Awareness Programmes Provided during the FY 2021-22 (Upto October)
by RGCA is given in Table below:**

S. No.	Name of the Training	2021-22	
		No. of Trainings	No. of Beneficiaries
1.	Best Husbandry Practices for Asian Seabass Aquaculture	02	34
2.	Mangrove Mud Crab Aquaculture	01	25
3.	Breeding, Seed Production and Grow – out farming of Genetically Improved Farmed Tilapia (GIFT)	03	67
4.	PCR and its Application in Aquaculture Genetics Research	02	52
5.	Aquaculture Disease Diagnosis Using PCR	02	54
Total Training Programmes		10	232

**Aquaculture Samples Analyzed NABL Accredited Central Aquaculture Laboratories at
RGCA FY during April-October 2021**

Name of the Test /Activities	2021-22	
	Samples	No. of Beneficiaries
PCR (Disease Diagnosis)	734	555
Microbiology & Water Quality	870	
Histology	420	
Surveillance / NSPAAD	102	
Seed Health	14	
PCR Spices Identification	1972	
Sequencing	94	

♦ **Patent for Mudcrab Technology:** The patent has been granted to RGCA for an invention entitled MUDCRAB HATCHERY TECHNOLOGY for 20 years in accordance with the provisions of the Patents Act, 1970 by Intellectual Property India, Patent Office, Government of India during this year.

♦ **NABL Accreditation:** NABL accreditation (ISO/IEC 17025:2017) from National Accreditation Board for Testing and Calibration Laboratories granted to RGCA Central Genetic Laboratory on 26.06.2021 and Central pathology Laboratory on 18.10.2021 for 2 years. Central Aquaculture Genetics Laboratory published a research paper entitled “Genetic Identification of all Four Mangrove Mud Crab Species (genus *Scylla*) Using

Multiple Molecular Markers” in international journal Biochemical Genetics, SPRINGER (Vol. 59; 856-869, 2021).

♦ **Central Aquaculture Pathology:** Laboratory published a research paper entitled “Surveillance of disease incidence in shrimp farms located in the east coastal region of India and *in vitro* antibacterial efficacy of probiotics against *Vibrio parahaemolyticus*” in international journal of Invertebrate Pathology, ELSEVIER (Vol. 179; 107536, 2021).

♦ **Seed supply by RGCA during April-October 2021:** The details of seed supply by RGCA for the diversification of export-oriented aquaculture is given in Table below:

S. No.	Name of the Project	Name of the Species	2021-22		
			Number of Beneficiaries		Number of Seed Supplied
1	Seabass Hatchery Thoduvai, TN	Seabass seeds [Nos.]	329		4151196
2	Mud crab Hatchery Thoduvai, TN	Crab instar [Nos.]	49		505190
3	Aquaculture Demo Farm Karaikal (UT)	Crablets [Nos.]	4		12125
4	GIFT Tilapia Hatchery Vijayawada, AP	GIFT seeds [Nos.]	5		735500
		GIFT Broodstocks [Nos.]	7		11800
5	Broodstock Multiplication Centre for <i>L.vannamei</i> Visac, AP	BMC <i>L.vannamei</i> Broodstocks [Nos.]	14		6148
6.	Aquatic Quarantine Facilities for <i>L. vannamei</i> , Chennai, TN	AQF (<i>L. vannamei</i>) Brooders [Nos.]	144		116490
		SPF <i>P.monodon</i> Brooders	3		2240
		Parent postlarvae	1		50000
7.	<i>Artemia</i> Demo Farm Tharuvaikulam & Uppoor, TN	<i>Artemia</i> Cyst (tins)	Biomass (Kg)	13	474.2
			17	195.5	
8.	Multispecies Aquaculture Complex (MAC) Vallarpadam, Kerala	GIFT Seeds [Nos.]	809	1852302	
	Seabass Fingerlings [Nos.]	197	164321		
	Pompano Fingerlings [Nos.]	-	-		
	P. Monodon [Nos.]	6	184900		
	Etroplus Suratensis	46	30501		

5. DIRECTORATE GENERAL OF TRADE REMEDIES (DGTR)

The Directorate General of Trade Remedies (DGTR) (earlier known as Directorate General of Anti-Dumping & Allied Duties) is an attached office of the Department of Commerce, Ministry of Commerce & Industry. The Directorate General of Anti-Dumping & Allied Duties (DGAD) which was formed in 1997 has been restructured as DGTR in May 2018 by restructuring and re-designing DGAD into DGTR by

incorporating all the trade remedial functions i.e. Anti-Dumping Duty (ADD), Countervailing Duty (CVD), Safeguards Duty (SGD), Safeguards Measures (QRs) under single window framework. Thus, the DGTR has been formed by merging of functions of DGAD, D/o. Commerce, Directorate General of Safeguards, D/o. Revenue and Safeguards (QR) functions of DGFT into its fold. The DGTR is a professionally integrated organization with multi-spectrum skill sets emanating from officers drawn from different services and specializations. The DGTR is a quasi-judicial body

that independently undertakes investigations before making its recommendations to the Central Government. The recommendations are not binding on the Government.

It is the single national authority for administering all trade remedial measures including anti-dumping, countervailing duties and safeguard measures. The DGTR provides a level playing field to the domestic industry against the adverse impact of the unfair trade practices like dumping and actionable subsidies from any exporting country, by using Trade Remedial methods under relevant framework of the WTO arrangements, the Customs Tariff Act & Rules and other relevant laws and international agreements, in a transparent and time bound manner. It also provides trade defence support to our domestic industry and exporters in dealing with instances of trade remedy investigations instituted against them by other countries.

6. DIRECTORATE GENERAL OF COMMERCIAL INTELLIGENCE AND STATISTICS (DGCI&S)

The Directorate General of Commercial Intelligence & Statistics (DGCI&S) is the premier organization of Government of India for collection, compilation and dissemination of India's trade statistics and commercial information. The Directorate, headed by a Director General, has its office at Kolkata and is

responsible for collecting, compiling and publishing/ disseminating trade statistics and various types of commercial information required by the policy makers, researchers, importers, exporters, traders as well as overseas buyers. It is the first large scale data processing organization functioning as a nodal agency for export & import data, with an ISO certification 9001:2015 for compilation and dissemination of India's foreign trade statistics.

New Initiative of DGCI&S

- ◆ DGCI&S has started releasing Preliminary Monthly Merchandise EXIM trade data in 30 Major Commodity Groups on 2nd day of the following month.
- ◆ DGCI&S has started dissemination of District-wise Export data through Data Dissemination Portal from April 2021.
- ◆ E-office, is successfully implemented by this Directorate. However, it is limited within the Directorate.
- ◆ Data dissemination and transmission through KPIs for PRAYAS Dashboard for policy formulation.
- ◆ Monitoring the export US\$ 400 billion target of 2021-22 by disseminating customised data on monthly basis with 'Zero Time Lag'.

Number of Records (crore) Processed from 2016-17 to 2021-22 (As on 30.09.2021)

Years	Export	Import	Total
2016-17	1.05	0.82	1.87
2017-18	1.13	0.92	2.05
2018-19	1.34	1.22	2.55
2019-20	1.37	1.21	2.58
2020-21	1.25	1.00	2.25
2021-22 (As on 30.09.2021)	1.57	1.28	2.85

Source: DGCI&S

Percentage of Records Processed by type of Record

Years	Export				Import				Total			
	EDI	Non EDI	SEZ	Manual	EDI	Non EDI	SEZ	Manual	EDI	Non EDI	SEZ	Manual
2016-17	90.31	4.92	4.21	0.56	94.08	0.61	5.27	0.04	91.96	3.03	4.67	0.33
2017-18	91.85	3.79	4.23	0.13	94.62	0.34	5.03	0.01	93.09	2.24	4.59	0.08
2018-19	93.30	1.62	5.08	0.00**	95.21	0.18	4.60	0.01	94.21	0.93	4.85	0.00**
2019-20	92.93	0.77	6.30	0.00**	94.93	0.08	4.99	0.00**	93.86	0.44	5.69	0.00**
2020-21	93.13	0.88	5.98	0.00**	94.77	0.09	5.15	0.00**	93.86	0.53	5.61	0.00**
2021-22 (As on 30.09.2021)	96.15	0.26	3.59	0.00**	96.19	0.03	3.77	0.00**	96.17	0.16	3.67	0.00**

** Data received from manual ports are negligible

Trade of Different Types of Transaction

(Value in US\$ billion)

YEARS	Export				Export Total	Import				Import Total
	EDI	Non EDI	SEZ	Manual		EDI	Non EDI	SEZ	Manual	
2016-17	220.01	21.25	34.19	0.29	275.75	309.50	41.80	32.40	0.66	384.36
2017-18	253.67	9.27	40.32	0.30	303.55	406.92	16.37	42.04	0.25	465.58
2018-19	280.00	5.36	44.67	0.01	330.04	457.81	6.84	49.36	0.07	514.08
2019-20	264.53	3.79	44.79	0.00	313.11	418.58	6.80	49.32	0.01	474.71
2020-21	254.40	2.84	33.10	0.54	290.88	347.29	5.26	41.87	0.02	394.44
2021-22 (As on 30.09.2021)	167.21	1.65	29.47	0.00**	198.33	243.22	1.02	29.66	0.00**	273.89

** Data received from manual ports are negligible

Percentage Contribution of Different Types of Transaction to the value of Trade

Years	Export				Import				Total			
	EDI	Non EDI	SEZ	Manual	EDI	Non EDI	SEZ	Manual	EDI	Non EDI	SEZ	Manual
2016-17	79.79	7.71	12.40	0.11	80.52	10.88	8.43	0.17	80.22	9.55	10.09	0.14
2017-18	83.57	3.05	13.28	0.10	87.40	3.52	9.03	0.05	85.89	3.33	10.71	0.07
2018-19	84.84	1.62	13.53	0.00**	89.05	1.33	9.60	0.01	87.41	1.44	11.14	0.00**
2019-20	84.48	1.21	14.31	0.00**	88.18	1.43	10.39	0.00**	86.71	1.34	11.95	0.00**
2020-21	87.46	0.98	11.38	0.19	88.05	1.33	10.62	0.00**	87.80	1.18	10.94	0.08
2021-22 (As on 30.09.2021)	84.31	0.83	14.86	0.00**	88.80	0.37	10.83	0.00**	86.91	0.57	12.52	0.00**

** Data received from manual ports are negligible

7. GOVERNMENT e-MARKETPLACE (GeM)

Government e-Marketplace- Special Purpose Vehicle created under Section 8 of the Companies Act, 2013 (GeM-SPV)

The Union Cabinet approved the setting up of Government e-Marketplace (GeM) as the National Public Procurement Portal as a Section 8 Company registered under the Companies Act, 2013, for providing procurement of goods & services required by Central & State Government organizations.

Government of India (Allocation of Business) Rules, 1961, vide notification dated 8th December 2017 has made the following entry: “32. Development, operation and maintenance of National Public Procurement Portal - Government e Marketplace”

As per Rule 149 of GFR 2017, goods and services that are available on GeM should be mandatorily procured through GeM.

In order to fully realize the immense advantages accruing in terms of ease of procurement through an open and transparent procurement platform, all the State Governments and UTs (except Sikkim) have executed the MoU with GeM for seamless procurement of Goods and Services required by them.

Since inception, GeM has created a marketplace with over 34.75 lakh vendors and about 38.34 lakh products. More than 57,025 Government Organizations have carried out 85.83 lakh plus transactions worth over Rs. 155,108 crore through GeM as on 6th January 2022.

A total of 34.75 Lakh vendors have been on boarded out of which 7.42 lakh are MSMEs, which constitute about 19 per cent of the vendor base and contribute over 56 per cent of the cumulative Gross Merchandise Value on GeM.

GeM has enabled various modes of procurement as prescribed in GFR and has made available various analytical tools to facilitate buyers to make informed decision while making procurement. An independent study by the World Bank indicates an average savings of 9.75 per cent on the median price on GeM for the period February 2019 to January 2020, with maximum savings in the top five categories ranging from 23.48 per cent to 60.52 per cent. This can be

attributed largely to increased participation per bid and efficient price discovery on the GeM portal.

GeM has created a Unified Procurement System for the country in line with the vision of the Government, by bringing the functionalities of the Defence Public Procurement Portal, the Central Public Procurement Portal and its sub-portals onto GeM to provide a single user experience. Integration with Railways is progressing and is in advanced stage of completion. The Unified Procurement System will consolidate the scattered vendor bases on publishing portals onto GeM leading to advantages of economies of scale, better price discovery and dissemination of best practices in procurement.

Recently GeM has also launched the functionality of forward auction for facilitating selling of scrap through the portal.

GeM has also developed GeM-Sahay App in collaboration with Indian Software Product Industry Round Table (iSPIRT) which seeks to address the credit access challenges faced by MSMEs and provide frictionless “access to finance” by leveraging fintech. MSMEs, especially sole proprietors on GeM can now get a loan at the point of acceptance of an order on the #GeM platform and seamlessly meet their working capital needs. The ‘lender agnostic’ platform allows lenders duly regulated by the Reserve Bank of India to participate, and provide capital/ smart collection accounts to sellers on GeM.

In order to promote inclusion, MSMEs, Self-help groups (SHGs), tribal artisans, craftsmen, startups, GeM in consultation with the Ministry of MSME & Ministry of Rural Development has taken various initiatives for their onboarding through STARTUP RUNWAY, SARAS COLLECTION, TRIBESINDIA eSTORE, onboarding of Artisans and Weavers, Bamboo and Womaniya etc.

GeM is manned by Government officers on deputation as well as market resources.

8. TRADE FACILITATION INSTITUTES (IDI, IIP, IIFT)

(A) Indian Diamond Institute (IDI)

Indian Diamond Institute (IDI) was established, in 1978 under the Societies Registration Act, 1860 and

also under the Bombay Public Trust Act, 1950, with a focus to provide a vocational education in the field of Diamond, Gems and Jewellery. The IDI is sponsored by Ministry of Commerce & Industry, Government of India and is a project of the Gem & Jewellery Export Promotion Council. The IDI conducts vocational educational level training programmes in the areas of Diamond Manufacturing, Diamond Grading, Jewellery Designing and Jewellery Manufacturing, Gemmology, thereby covering training of entire spectrum of Gems & Jewellery under one roof. The institute upgrade/impart the skill to Customs Officials on Gold Appraising, Rough Diamond Sorting and Diamond Grading aspects. Institute also upgrades the skill of the existing employees of MSME G&J units under skill enhancement scheme of Centre for Entrepreneur Development (CED), Government of Gujarat.

IDI is also recognized as an Anchor Institute-Gems & Jewellery by Industries Commissionerate, Government of Gujarat. Institute became instrumental as Project Management Consultant (PMC), to operationalize Common Facility Centres (CFC's) in Gujarat for Diamond Industry and at PAN India level for Jewellery Sector.

The Institute's Gemological Laboratory is engaged in testing and identification of Diamonds, Gem Stones and Jewellery, and issuing a Diamond Grading, Gem Stone Identification and Diamond Jewellery Quality report. The Institute's Diamond Grading Laboratory is authorized by the DGFT, MoC&I, as per Chapter 4 of the FTP 2015-2020 for certification /grading of Diamonds. The IDI also operates Diamond Detection and Resource Centre (DDRC) at its Katargam campus to provide diamond screening services to small/medium diamond manufacturer/diamond traders/Jewellers at affordable rates. IDI also conducts various workshops/seminars on "Synthetic Diamond Identification" and "Assaying of Gold" by IS:1418:2009 to spread an awareness in diamond and Gold Bullion trade on the subject.

(B) Indian Institute of Packaging (IIP)

The Indian Institute of Packaging is an autonomous body under the aegis of Department of Commerce, Ministry of Commerce & Industry, Government of India established in 1966 under Societies Registration

Act, 1860. The Institute headquartered at Mumbai has its regional centres at Kolkata (1976), Chennai (1971), Delhi (1986), Hyderabad (2006), Ahmedabad (2017) and Vishakhapatnam (2021). The Institute is engaged in various activities like testing and certification of packaging materials and packages for domestic and export market, including mandatory UN Certification of packaging for transport of hazardous/dangerous goods, training, education, consultancy, projects and research and development in the area of packaging.

(i) Training, Education & Capacity Building Programmes

- ◆ IIP Hyderabad launched its first M.S. course in Packaging Technology recognized by Jawaharlal Nehru Technological University (JNTU), Hyderabad (academic session 2021-23)
- ◆ IIP Delhi launched its first M.Sc. course in Packaging Technology recognized by Guru Gobind Singh Indraprastha University (GGSIPU), Delhi (academic session 2021-23)
- ◆ More than 250 P.G. Diploma in packaging (PGDP) students passed out in 2020-21 and successfully placed in reputed companies and more than 130 students passed Diploma in Packaging through Correspondence (DPC)
- ◆ IIP Chennai launched a One-Year Online course on Certified Packaging Engineers (CPE) (8th July 2021)
- ◆ IIP launched Six Months Online Certificate Program on Packaging & Processing of Fragrance, Flavour & Cosmetics and inaugurated by Sh. D.K. Singh, Additional Secretary & Development Commissioner (MSME) on 17th August 2021
- ◆ IIP launched a three-month certificate Course on Food Packaging & Safety Management, in association with ITCFSAN- FSSAI (3rd April 2021)
- ◆ IIP launched series of Internship programmes (4 weeks) on Advances in Food Packaging jointly with Haldia Institute of Technology, West Bengal (2021-22)



Shri Ravindra Jaiswal, Minister of State (Independent Charge), Govt. of UP and Shri Praveen Kumar, Director, MoC&I, Govt. inaugurated Workshop on Packaging of Handloom & Handicraft products (Wooden Toys) at Varanasi, U.P on 4th January 2021.

- ◆ IIP Conducted nine (9) training programme (one week each) on Packaging of Toys, Banarasi Brocades Sari, Gulabi Meenakari, Wooden and Wooden carved products etc.
- ◆ IIP has trained around 5000 artisans, craftsmen and small traders/Entrepreneurs on Product

Packaging and Packages of different States/ UT's under Azadi Ka Amrit Mahotsav in last one year

- ◆ IIP participated in Vanijya Saptah organised by Department of Commerce during 20th-26th September 2021 in Ladakh, Goa, West Bengal, Jammu & Kashmir, Puducherry and Delhi

(ii) Packaging Design and Development

- ◆ Developed packaging design and specification for export packaging of Tea (consumer & bulk packaging) and Transport Pack for Assistive Devices for differently abled persons
- ◆ Developed packaging design for 5 different types of honey packaging for Tribal Cooperative Marketing Development Federation of India (TRIFED)
- ◆ IIP has also developed 10 prototypes for toy packaging



Packaging prototypes of toy developed by IIP

- ◆ IIP has designed & developed prototypes of bamboo crates for horticulture products under a project of Ministry of Development of North East Region (DoNER).

(iii) Testing and Certification

- ◆ IIP has implemented the digitalization process

for issue of UN Certificates for packaging of Dangerous Goods by all its centre. This has reduced the turnaround time for issue of testing /certification from the earlier 20-25 days to 7-10 days

Year	No. of Certificates issued (International Maritime Dangerous Goods (IMDG))	No. of Certificates issued (International Civil Aviation Organisation (ICAO))
2020-21	9231	1500
2021-22 (till October-2021)	8400	860

- ◆ The validity of UN certification for packaging materials carrying Hazardous products is going to be increased from 12 months to 18 months on the request of the Industry which will be implemented by 1st January 2022. This will enhance Ease of Doing Business mission of Gol.



Shri RK Mathur, Lt. Governor, Ladakh launched National Training programme on packaging initiative under Azadi ka Amrit Mahotsav, India @ 75 (10th April 2021)

(iv) Other Achievements

- ◆ Under Azadi Ka Amrit Mahotsav, India@75, IIP has imparted training program on packaging design and development of different product and trained artisans, craftsmen, Agri-entrepreneurs, traders and faculty of ITI's/Polytechnics of 15 State/UT's so far.



(v) Collaboration and Signing of MoUs



IIP signed MoU with UP Govt for Design & Development of prototype of packaging of UP in the gracious presence of Shri Yogi Adityanath, Hon'ble Chief Minister of Uttar Pradesh



IIP signed MoU with JNTU, Hyderabad in presence of Shri. Jayesh Ranjan, Principal Secretary to Government Industries and Commerce for recognition of IIP's M.S. Course in Packaging Technology

(vi) Visit of Dignitaries at Various Centres of IIP



Smt. Anupriya Patel, Hon'ble Minister of State for Commerce and Industry Govt. of India visited IIP Ahmedabad centre on 11th September 2021. She took review meeting with director and interacted with the industry, officials and staff of IIP



(C) Indian Institute of Foreign Trade (IIFT)**(i) Overview**

- ◆ Indian Institute of Foreign Trade (IIFT) was set up on 2nd May 1963 as an autonomous Institution with a focus on foreign trade related research and training.
- ◆ In recognition of its all-round achievements, the Institute was given the status of “Deemed to be University” in May 2002 by University Grants Commission (UGC) and graded as Category - I “Deemed to be University” in June 2018 by University Grants Commission (UGC).
- ◆ The National Assessment and Accreditation Council (NAAC) accredited IIFT with the highest grade ‘A’ with overall CGPA score of 3.53 in 2015. IIFT is working towards securing AACSB accreditation.

(ii) Rankings of IIFT

- ◆ In NIRF (National Institutional Ranking Framework) Ranking 2021, IIFT has been ranked 25th under the management category
- ◆ In MBA Universe B-School Ranking, IIFT has been ranked 11th in the overall category

(iii) Organizational Structure and Functions

The Board of Management is the principal executive body of the Institute. The BoM consists of 11 members and is headed by the Director of the Institute. The Secretary, Department of Commerce is the Chairman of the Institute. The Director of the Institute is the principal executive of the Institute and exercises supervision and control over the affairs of the Institute.

(iv) Institutional set-up of IIFT

IIFT has following divisions to promote and enhance education, research and cooperation in international trade:

- ◆ **Executive Management Programmes (EMP) Division**

The EMP Division has been conceived to provide training to the government officials, diplomats, entrepreneurs, exporters, corporate sector and civil

society members to develop broader understanding of issues related to international business and its implications on trade policy. It initiates programmes designed to generate views, opinions, analysis on a number of contemporary trade and economic issues.

The division had launched MBA (International Business) Degree programme in Tanzania in the year 2000 in collaboration with the Institute of Finance Management (IFM) at Dar-es-Salaam. The Thirteenth batch of the programme commenced from 1st March 2021.

- ◆ **Management Development Programmes (MDP) Division**

The Management Development Programmes (MDP) Division of the Institute offers regular training programmes to the officers/executives of Govt./ PSUs, corporate and private Sector in the area of International Trade, International Marketing, Finance, Export Import Management, Global Supply Chain Management, Strategic Management, Human Resource, IT, Capacity Building for SEZs, Data Analytics, Trade Analytics etc.

IIFT is a nodal institute for conducting nine-month residential foundation training programme for the Indian Trade Service probationers. Besides, Institute also conducts training programmes for the Officer Trainees of Indian Revenue Service, Indian Foreign Service, Indian Economic Service, Indian Statistical Service etc. Under the initiative of Ministry of Labour & Employment, Government of India, IIFT is continuously providing specialized training to employment exchange officers spread across the country.

- ◆ **International Collaboration and Capacity Development (ICCD) Division**

The International Collaborations & Capacity Development (ICCD) Division of IIFT plays an important role in the Institute through establishing academic ties with domestic and international universities/ institutions to enable joint training and research programmes. Student and faculty exchange is an integral part of the academic collaborations.

International Collaborations & Capacity Development (ICCD) Division signed an MoU with University

of Leeds, UK on 9th June 2021 for Joint academic activities, development of collaborative research projects, exchange of research and teaching personnel etc. for a period of three years.

◆ **Graduate Studies in Management (GSM) Division**

The Graduate Studies in Management (GSM) Division of the Institute is the nodal division of full time/long duration programmes. The division processes the admission to the Institute's Full Time MBA, week-end MBA and certificate programmes, besides providing administrative and academic support.

◆ **Economics Division**

The M.A. in Economics Programme has been launched in IIFT to impart advanced knowledge in Economics. The fourth batch of M.A. (Economics) was inaugurated in both Delhi and Kolkata campus on 4th October 2021. 63 students in Delhi and 65 students in Kolkata are continuing with the Programme.

The Ph.D. Economics 2021 was inaugurated on 4th October 2021 in online mode. 04 candidates (02-Delhi and 02-Kolkata) were admitted to the programme.

◆ **Research Division**

The activities of the Research division aim at increasing the visibility for IIFT and to emerge as a think tank for trade policy analysis with strong research output. Research and other activities of the division also aim at supporting the long term and short term educational programmes in the area of International business. As such, efforts are being made to broad base the research activities into different functional areas of management, as well. The research activity holds great significance in the growth of the Institute as it provides a strong pervasive interface between research and training. Apart from studies sponsored by the Government and other national and international organizations, the Institute has also been successfully bidding for projects, nationally and internationally.

Research Studies Completed

- ◆ Export Promotion Policy and Strategic Action Plan for Delhi sponsored by NCT of Delhi

- ◆ Study on Formulation of New Financial Assistance Scheme for the Period 2020-2025, sponsored by APEDA
- ◆ Study for Evaluation of CSR Projects for the year 2019-20. Sponsored by SPMCIL
- ◆ Study on COVID-19: Challenges, opportunity & threat for Indian Handicraft Exports: An impact assessment sponsored by EPCH
- ◆ Study on Potential Gains from India EU Limited Trade Agreement: An Ex Ante Evaluation sponsored by Embassy of Brussels

Research Studies under Progress

- ◆ Study on Delisting of Rice in the Trafficking Victims Protection Reauthorisation Act (TVPPRA) by APEDA
- ◆ Impact on Agarbatti Industry of the Restrictions Imposed by Gol on the Import of Agarbatti by KVIC
- ◆ Study for Evaluation of CSR Projects for the year 2020-21 by SPMCIL
- ◆ Study on Implications of Bhagwat Geeta in Contemporary Management: An Empirical Study by ICSSR

Ph.D. Programme

- ◆ The Ph.D. Programme (Management) 2021 commenced from 6th November 2021. Forty Five (45) students (30 Part Time and 15 Full Time) in Delhi have joined the programme. Teaching of Semester-I course is going on.

◆ **Centre for Trade Facilitation and Logistics (CTFL)**

The Centre for Trade Facilitation and Logistics (CTFL) was set up by Logistics Division at IIFT in March 2018. CTFL has developed sector specific logistics performance index of top 8 export sectors (Apparel, Agriculture, Chemical, Leather, Electronics, Engineering, Gems & Jewellery, and Marine) and also measured select sectoral value chains and identified location and sector specific logistics issues along with their solution. The centre provided valuable inputs for enhancing logistics competitiveness to the logistics division, concerned Export Promotion Councils (EPCs), and different government bodies

such as NITI Ayog, NCTF different Ministries etc.

Since the establishment of CTFL, the center is working towards promoting India's Trade and Logistics expertise and started developing itself as the nodal head for collaborations with various stakeholders on domestic and international fronts to gain competitiveness for the country at the global level.

◆ **Division of Alumni Affairs (DAA)**

The DAA has been carrying out all the regular annual activities like the Regional Chapter Meets, the IIFT Conclave in Singapore, the Grand Alumni Reunion, the 25 and 10 year Batch Meets, and various other activities to keep the alumni engagement with the Institute growing and meaningful.

IIFT alumni holds top positions in different professions across the corporate, public sector, media, sports and academia. Alumni provides considerable help, support and guidance regularly for organizing summer and final placements, Guest Lecture Series, corporate competitions, live projects, mentorship and other institute-industry interface activities for the students. In the background of the pandemic (COVID-19) situation, the Alumni Relations Committee has been putting together online events.

◆ **Corporate Relations and Placement Division**

Placement Committee, which is an elected body of the students of the MBA International Business Full Time Program, functions under the Corporate Relations and Placement Division. Placement Committee has the mandate to reach out to the corporate sectors and administer the summer internships and the final placements process at the Institute.

The Placement Committee is guided by the Head of the Division in these endeavours. The Placement Committee does the pitching, inviting company stalwarts for guest lectures, engaging corporate sectors for the summer internship programme and securing final placements of the graduating students.

IIFT concluded the final placements for the 2019-21 batch of its Flagship MBA (IB) Programme. The placements witnessed an average CTC of Rs. 21.08 lakh per annum and the median CTC stood at Rs. 20

lakh per annum. The highest CTC offered stood at Rs. 46.5 lakh per annum, while the top 25 per cent students of the batch received an average CTC of Rs. 25.22 lakh per annum. 117 companies participated in the placements process.

The final placements, along with the 100 per cent placements for the Summer Internships of the 2020-22 completed earlier on, mark an exceptional achievement in challenging times.

◆ **CeNEST**

IIFT in collaboration with NEC has established CeNEST (Centre for North Eastern Studies) in 2016. The Secretary of NEC is the Chairman of the Apex Body of CeNEST. The centre includes stakeholders representing all the NE states. The centre is involved in Training, research and networking in all the NE states towards improving exports. The MDP Division of IIFT Kolkata under CeNEST will be providing training to 1000 potential entrepreneurs of Assam from its 20 different districts through twenty 1-day workshops on export awareness.

9. **PUBLIC SECTOR CORPORATION (ECGC, MMTC LTD., PEC LTD., ITPO, STC, STCL LTD.)**

(A) ECGC Limited

ECGC Limited, a Premier Export Credit Agency (ECA) of the Government of India, was set up in 1957 in Mumbai, under Companies Act 1956, to provide export credit insurance services on short term (ST) and medium and long term (MLT) basis to exporters and banks on a "no-profit no-loss basis" to promote and support exports from India. It is a Central Public Sector Enterprise (CPSE) under the administrative control of Department of Commerce. The mission of ECGC is to support the Indian Export Industry by providing cost effective insurance and trade related services to meet the growing needs of Indian export market by optimal utilization of available resources. ECGC's services enable access to bank finance, access to information and support in recovery of delinquent debts from foreign buyers/countries.

In view of the CCEA's approval dated 27.06.2018, Rs. 260 crore has been released to ECGC during 2021-22. Further, CCEA in its meeting held on 29th September 2021 has approved capital infusion of Rs. 4,400 crore

to ECGC Ltd. over a period of five years, i.e. from FY 2021-22 to FY 2025-26. The approved infusion along with efforts made to suitably synchronize with the listing process of ECGC through the Initial Public Offering (IPO) will increase the underwriting capacity of ECGC to support more exports. The approved

amount will enhance the capacity to underwrite risks up to an additional Rs. 88,000 crore and this will enable ECGC to issue covers that can support additional exports of Rs. 5.28 lakh crore over the five-year period.

Performance of ECGC for FY 2021-22 (as on 31st December 2021)

(Value in Rs. crore)

S. No.	Performance Parameter	FY 2020-21	FY 2021-22 (Up to 31.12.21)
1	Total number of Insurance Covers	28,158	22,179
2	Total Maximum Liability	1,01,238	95,920
3	Total Business Covered (Risk Value)	6,02,801	4,08,258
4	Total Premium Amount	1,062	739

(B) MMTC Ltd.

MMTC Limited was incorporated in 1963 as an independent entity primarily to deal in exports of minerals and ores and imports of non-ferrous metals. Over the years, MMTC diversified its business portfolio keeping in view national requirements / new business opportunities and various commodities like fertilizers, bullion, agro etc. were progressively added to the portfolio of the company.

MMTC functions as one of the Nominated Agency for Import of Gold & Silver, besides trading in other commodities.

(i) Initiatives

Make in India

MMTC has been assisting Department of Economic Affairs in monetisation of domestic gold through GMS Scheme.

◆ Swachh Bharat - Swachhta Action Plan (SAP-2021-22)

During 2021-22, the Competent Authority of MMTC has approved Rs. 1.40 lakhs (Rupees One Lakh Forty Thousand only) Budget for undertaking SAP activities to support the Swachh Bharat Abhiyan. The funds allocated for SAP are being utilized for various activities which are going on across the country in the offices of MMTC, as given below:

◆ Clean Office Premises

- Display of slogans/signage and photographs related to Swachhta in office premises of MMTC at C.O/Regional Offices located across India.
- Proper up-keep and continuation of cleaning up operations of office records in MMTC Corporate Office.
- Continuation of the weeding out campaign of old files/records in line with the Record Retention Schedule, by sending the same to the Record room in MMTC Colony.

- ◆ **Clean Habitation:** Cleaning activities were undertaken in Haiderpur, a JJ Cluster, in Delhi by the Delhi Regional Office, MMTC.

◆ Swachh Vidyalaya Initiative

- Involvement of the adopted School, Nagar Nigam Prathamik Vidyalaya, Malviya Nagar, New Delhi in the Swachhta mission through participation in cleanliness drive.
- Beautification of the School i.e cleaning, upbringing of plants, paints, repair etc.
- Health and Fitness: To boost children for keeping themselves healthy, fit and active.

- ◆ **Swachh Iconic Places:** To organize cleaning in nearby slums/villages/ mohalla along with Health Camp to spread Swachhta awareness and

distribution of toiletries kits to slum children.

◆ Workshop & Seminar/Training

- Talk on hygiene awareness/ better sanitation practices was organised in association with a reputed Super specialty Hospitals at the adopted school i.e. Nagar Nigam Prathamik Vidyalaya, New Delhi followed by distribution of sanitation kit.
- Door-to-door drive to change behavioural aspect of individuals residing in MMTC Colonies across India with respect to sanitation specially for dry & wet domestic wastes.

- ◆ Organising the Swachhta Pakhwada every year from 1st to 15th November period across the country with various activities.

MMTC has undertaken number of activities at MMTC Offices / Colony in the past which includes spreading awareness on the use of avoiding single use plastic bottles/ containers in offices, display of posters/ slogans/ signage/ photographs related to Swachhta (Cleanliness) in office premises, plantation of trees/ saplings in MMTC Colony/adopted school, proper up-keep and continuation of cleaning up operations including office records in MMTC Offices, sanitization of the premises of adopted school, webinar on Hygiene / Cleanliness/ Sanitation practices, distribution of sanitation kit i.e. Face Masks & Sanitizers for teachers/ students of the adopted school etc.

As on date, the proportionate budgeted amount for SAP-2021-22 has already been spent by MMTC Limited and it is endeavoured to achieve the target.

(ii) Digital India

As a part of implementing Govt. of India's initiative of Digital India, MMTC is in the process of implementing e-Office Lite from NIC (An Organisation under Ministry of Electronics & Information Technology). e-Office software of NIC is a workflow-based software that is capable of digitizing the physical files, capturing notings on the file, decisions at various levels, issuing decisions as letters and notifications etc. Implementation of e-Office shall result in improved productivity/internal processes and increased transparency in the decision making.

In addition, 100 per cent E-tendering is being followed in MMTC including E-Payments and BHIM.

(iii) Clean Energy

MMTC had set up a 15 MW capacity Wind Mill project at Gajendragad in Karnataka in 2007-08. The project is running successfully and has contributed to the development of the area by meeting some portion of energy needs of Karnataka state. MMTC also earns income through wind generation.

(iv) Financial Performance

MMTC achieved a trade turnover of Rs. 26,364.50 crore during 2020-21 as against the turnover of Rs. 24,056.04 crore registered during last fiscal. This turnover includes Exports of Rs. 1,804.74 crore, Imports of Rs. 20,696.64 crore and domestic trade of Rs. 3,863.12 crore. MMTC suffered a Net Loss of Rs. 769.69 crore in 2020-21 mainly due to provisioning of Rs. 877.43 crore on account of liability arising out of Supreme Court award on the litigation with M/s. Anglo Coal in a disputed case of 2009-10 in which there has been a prolonged litigation with arbitration award of US\$ 78.77 million along with interest in 2014 which was upheld by the Single Bench of High Court of Delhi in 2015. However, the Double Bench of High Court of Delhi gave some reprieve to MMTC in 2015 but the Supreme Court restored the Arbitration Award in 2020. Though MMTC is trying to contest through a Curative Petition in the Supreme Court, there is a little certainty of the outcome. Further, a Contingent Liability of Rs. 128.89 crore has been shown in MMTC's books due to non-provisioning of pre-award interest pending clarification by the Hon'ble Supreme Court. During the period of arbitration MMTC was informing NINL about the developments of the case without lodging any formal claim on NINL, however, MMTC was showing the Anglo Coal Liability in its books as Contingent Liability on NINL.

MMTC has a financial liability of Rs. 3,528.47 crore as on 31st March 2021 on NINL and the continuous increase in extending loans/working capital to NINL by borrowing from banks resulted in exhaustion of MMTC's bank limits in 2019-20 and as a result MMTC was compelled to go for restructuring of its loans during 2020-21 to be repaid through proceeds realized from disinvestment of NINL which is being

undertaken under the aegis of DIPAM. The divestment process is at an advanced stage.

MMTC has been struggling with liquidity crisis majorly since 2019 and its PAT excluding the notional NINL interest has been constantly negative since FY 2012-13 except in 2014-15. This has led to a situation that bank limits were exhausted by FY 2019-20, due to continuous heavy borrowings net of Rs. 168 crore in FY 2016-17, Rs. 79 crore in FY 2017-18, Rs. 403 crore in FY 2018-19 and Rs. 1500 crore in FY 2019-20 to sustain the constant negative cash flows and make good for the NINL's interest income due but not forthcoming. Further since FY 2020-21, the banks did not allow additional / fresh unsecured loans due to high exposure in NINL and the outstanding dues on the accumulated unsecured loans.

(v) Subsidiary Company

MMTC Transnational Pte Ltd., Singapore (MTPL) is a wholly owned subsidiary company of MMTC. During the financial year 2020-21, MTPL achieved sales turnover of US\$ 486.20 million as against US\$ 333.59 million recorded during last fiscal, achieving more than 45.74 per cent growth over previous year.

(vi) Neelachal Ispat Nigam Ltd. (NINL)

MMTC Ltd. set up Neelachal Ispat Nigam Limited (NINL) - an Iron & Steel Plant of 1.1 million tonnes capacity, 0.8 million tonne coke oven and by product unit with captive power plant, jointly with Government of Odisha and others. Government of India has accorded its in-principle approval for divestment of NINL, a Joint Venture Company, in

which four Central PSUs i.e. MMTC, NMDC, BHEL and MECON and two Odisha Government companies i.e. OMC and IPICOL are shareholders. Government has taken the decision of disinvest NINL to salvage the huge debts to Banks and Financial Institutions. Accordingly, the Department of Investment and Public Asset Management (DIPAM) under the aegis of Ministry of Finance has initiated the process of disinvestment of NINL. All possible efforts are being made to complete disinvestment of NINL during FY 2021-22.

(v) Corporate Social Responsibility

For the financial year 2021-22, there is no CSR budget approved by the Board of Directors/ CSR Committee at Board level as the company has incurred losses in the previous years i.e. 2019-20 and 2020-21. Accordingly, the CSR budget calculated in accordance with Section-198 of the Companies Act, 2013 i.e. 2 per cent of the average of net profits of preceding 3 years, is negative. As such, the company is not obligated to expend the mandatory allocation under section 135 of the Companies Act 2013.

(C) PEC Limited

PEC Ltd. was formed on 21st April 1971 as a wholly owned subsidiary of STC. PEC Limited became an independent Company under the Department of Commerce w.e.f. 27th March 1991. Over the years, PEC Ltd. has been involved in export and import of various essential and industrial commodities. The operations of the company have stopped due to PECs account becoming NPA.

(i) Performance

The overall performance of the Corporation since 2016-17 is given below:

(Values in Rs. crore)

Items	2016-17	2017-18	2018-19	2019-20	2020-21
Revenue from Operations	4271.51	4470.91	627.87	8.32	0.00
Profit before Tax	(92.84)	(56.96)	(499.19)	(147.02)	(129.09)
Profit after tax	(92.84)	(56.96)	(499.19)	(147.02)	(129.09)
Dividend & Corporate tax	--	-	-	-	-
Equity	60.00	60.00	60.00	60.00	60.00
Reserves	(1,139.97)	(1193.91)	(1693.10)	(1840.12)	(1969.21)
Net Worth	(1,079.97)	(1133.91)	(1633.10)	(1780.12)	(1909.21)

(ii) Sales Turnover

The Sales turnover of the Company since 2016-17 is given below:

(Values in Rs. crore)

Year	Sales Turnover
2016-17	4254.07
2017-18	4451.92
2018-19	617.87
2019-20	8.03
2020-21	0.00

(iii) Exports & Imports

(Values in Rs. crore)

Item	2016-17	2017-18	2018-19	2019-20	2020-21
Exports	63.27	327.61	51.97	7.79	0.00
Imports	3980.11	3849.10	523.24	0.00	0.00

(iv) Human Resource

A VRS (voluntary retirement scheme) Phase-III was introduced in PEC Ltd. in 2021, under which 07 employees took VRS. As on 30th September 2021, the company has 37 employees out of which 07 employees are on deputation outside PEC.

(v) Compliance

The company is following Government guidelines related to use of Hindi in Official Work, Citizen Charter, Public Redressal Mechanism and RTI.

(vi) Corporate Social Responsibility & Sustainability

With the introduction of Section 135 of the Act, Company has constituted a Corporate Social Responsibility Committee. The CSR Policy adopted by the Board of Directors is available on the Company's website www.peclimited.com. PEC has been incurring losses since 2014-15, hence it has no obligation of incurring CSR expenditure.

(D) India Trade Promotion Organization (ITPO)

India Trade Promotion Organization (ITPO) is India's premier trade promotion agency providing a broad spectrum of services to trade & industry and acting as a catalyst for the growth of India's trade.

With its Headquarters at Pragati Maidan, New Delhi, and regional offices at Chennai, Kolkata, and Mumbai, ITPO ensures representative participation of trade and industry from different regions of the country in its events in India and abroad.

ITPO has been actively participating in Asian Trade Promotion Forum (ATPF), a gathering of Trade Promotion Organisations (TPOs) since the very beginning. ITPO also engages in the activities organized by the India Convention Promotion Bureau (ICPB). ITPO has become a Member of UFI – The Global Association of the Exhibition Industry, France, an organization promoting the Exhibition Industry. ITPO has become a Member of the International Association of Exhibitions and Events (IAEE), USA. IAEE promotes the unique value of exhibitions and other events that bring buyers and sellers together, such as roadshows, conferences with an exhibition component, and proprietary corporate exhibitions.

(i) Re-development of Pragati Maidan

IECC Project: The landmark Pragati Maidan fair ground is being redeveloped into a world class International Exhibition cum Convention Centre (IECC) in two phases (2nd phase will be taken up a few years later). The first phase involves the setting up of an iconic world-class state of the art convention

centre of 53000 sq.mtrs. with aggregate capacity of 11450 pax including 7000 pax capacity in a single format – five times the capacity of Vigyan Bhawan and an amphitheatre with 3000 Pax and seven modern exhibition Halls with an exhibition area of 1.36 lakh sq. mtrs. along with a huge open exhibition area and a single level basement parking of 1.6 lakh sq. mtrs. for 4800 Equivalent Car Units (ECUs) connected with the tunnel, skywalk connectivity with Pragati Maidan Metro station, administrative block of 8857 sq. mtrs, and the modern supporting infrastructure.

The work on the IECC project is underway and all its segments are now scheduled to be completed by June 2022. The Convention Centre is the masterpiece of the IECC project which is iconic and entails a tall structure on a raised platform with an elliptical facade and latest modern architecture with inspiration from Parliament House and Rashtrapati Bhawan. There will be a vast plaza in front of the convention centre with more than 20 F&B outlets, a large water body with a colourful fountain, making the place a real modern landmark spot for the people of Delhi and the country.



Hon'ble CIM inspecting IECC at Pragati Maidan

Integrated Transit Corridor Development (ITCD) Project in & around Pragati Maidan is an integral part of the IECC project that is being implemented simultaneously at a cost of Rs. 923 crore. These traffic decongestion interventions are fully funded by the Central Government and set to be completed by February 2022. These traffic solutions aim to make Mathura Road from W-point to DPS and Bhairon Marg – Ring Road intersection signal-free through six underpasses. More importantly, a six-lane divided tunnel is being constructed cutting across Pragati Maidan connecting India Gate to Ring Road through Purana Quila Road/Mathura Road. The tunnel will serve as a much-needed parallel to Bhairon Marg, which is increasingly getting choked. All of this would

also relieve the people of Delhi & NCR of growing traffic woes and vehicular pollution in this area.

Hon'ble Prime Minister inaugurated the new Exhibition Complex (Halls 2, 3, 4 & 5) as a part of the IECC Project on 13th October 2021 on the sidelines of the Launch of PM Gati Shakti. The Hon'ble Prime Minister was briefed by CMD, ITPO, about the entire project, including its present status, through a photo gallery before the inauguration. The Hon'ble CIM mentioned during the programme that the world-class, state-of-the-art Convention Centre is getting ready for G20 Summit in 2023. The progress of the IECC project is being reviewed by the Hon'ble CIM led delegation every month, and CMD, ITPO is reviewing the progress of the entire project regularly.

(ii) India International Trade Fair (IITF)

India Trade Promotion Organisation (ITPO) organised the 40th edition of its flagship event, India International Trade Fair (IITF) from 14th to 27th November 2021 at Pragati Maidan (New Delhi). The theme of the 40th edition of IITF was “Atmanirbhar Bharat/Self-Reliant India”. The exhibition was held after a hiatus of two years as the 2020 edition of the mega event was

cancelled due to the restrictions on holding B2C events due to the COVID-19 pandemic.

IITF 2021 was inaugurated by the Hon'ble Minister of Commerce and Industry, Shri Piyush Goyal on 14th November 2021. The event was organised in a gross exhibition area of approximately 73,000 sq.mtrs. in the new and existing halls of the Pragati Maidan Complex.



Hon'ble CIM and other dignitaries launching the IITF 2021 Fair guide during the inauguration function

Bihar was the Partner State and Uttar Pradesh and Jharkhand were the Focus States in the event. There was significant participation from the States/UTs, with the pavilions displaying their unique indigenous produce, art, craft and cuisines in the State Food Courts.

The event was organised in a curated environment to ensure the safety of participants, visitors and other stakeholders. The visitors who turned up in large numbers strictly observed COVID related protocols.

IITF 2021 edition witnessed participation from various Governments Departments / Ministries / PSUs, Start-ups, MSME Units, foreign Embassies

/ High Commission and other private companies. A large number of exhibitors participated in the event, including rural artisans, craftsmen, women entrepreneurs, handloom weavers, artists, Self-Help Groups (SHGs), Start-ups and MSME units.

Cultural Programmes were also organised during the fair by States / UTs as well as by “Hunar Haat” in two brand new amphitheatres each having a capacity of 900 pax.

IITF 2021 turned out to be a successful event as it helped generate economic activity estimated to be in hundreds of crores and assisted in the revival of sentiment for the MICE industry which had been

one of the worst hit due to the pandemic. The fair has also helped reinvigorate the supply chain of the MICE industry and helped generate employment opportunities for a significant number of workers in the unorganised sector who had been affected the most by the pandemic.

During the 14-day event, the public at large got an opportunity to experience the modern redeveloped halls, a part of the iconic IECC project, which were inaugurated by the Hon'ble Prime Minister Shri Narendra Modi in October 2021.

The Hon'ble Minister of Minority Affairs Shri Mukhtar Abbas Naqvi was the Chief Guest during the closing ceremony of IITF held on 27th November 2021 who presented the awards for best design and display arrangements to the participants.

(iii) Financial Highlights

During the year 2020-21, ITPO has suffered a loss of Rs. 81.36 crore. The total income generated by the Company during the year was Rs. 50.38 crore including revenue from operations amounting to Rs. 5.54 crore.

Due to the outbreak of the COVID-19 pandemic globally, the business of the exhibition industry has been severely impacted. The exhibitions held at Pragati Maidan up to September 2021 were either cancelled or rescheduled. Further, due to worldwide travel restrictions and the pandemic, no foreign fairs could be organized by ITPO. Therefore, ITPO has not been able to generate any operational surplus during the 2020-21 FY.

(iv) Fairs in India and Abroad

Due to the outbreak of the COVID-19 pandemic globally, the business of the exhibition and trade show industry has been severely impacted. All exhibitions planned at Pragati Maidan up to September 2021 were either cancelled or rescheduled.

However, income from 9 third-party events has been generated from April to 28th October 2021, in addition to marginal interest income on deposits in banks.

Further, ITPO has successfully organized Anuga, Cologne (Germany), 9th to 13th October 2021, in 591

sq.mtr. Thirty-four participants took part in this fair.

ITPO has now been allowed by DDMA to organize B2B and B2C events while adhering to the approved Standard Operating Procedure (SOP) issued by the Department of Commerce, Government of India.

ITPO has selected "Atmanirbhar Bharat"/"Self-Reliant India" as the theme for the 2021 edition of IITF. It is being organized in the seven old exhibition halls and the four new exhibition halls.

(v) Regional Trade Centres

ITPO has provided assistance to State Governments in setting up Regional Trade Promotion Centres (RTPCs) for creating Export Infrastructure in State capitals/major cities.

◆ **Tamilnadu Trade Promotion Organization (TNTPO) at Chennai.** TNTPO is in the midst of implementing the construction of a multi-purpose (Exhibition/Convention /Conference Hall) hall with an area of 20,322 square meters under the expansion plan of TNTPO at an approved cost of Rs. 309 crore. After the expansion, there will be 8 Exhibition Halls, 2 Convention Centres, and 3 Conference Halls in the total area of 39,952 Square meters in 34.61 acres of land.

◆ **Karnataka Trade Promotion Organization (KTPO) at Bengaluru.** KTPO is engaged in implementing the construction of a multi-purpose (convention/exhibition) hall with an area of 7633 sq.mtrs. under the expansion plan of KTPO. After the expansion, there will be two halls for conventions and exhibitions with a total area of 10,371 sq. Mtrs. The estimated project cost is Rs. 67.59 crore.

◆ **Jammu & Kashmir Trade Promotion Organization (JKTPO) at Pampore.** JKTPO is a Joint venture Company. The Government of Jammu and Kashmir has 51.25 per cent equity share, India Trade Promotion Organization (ITPO) with 40 per cent equity share, the Export Promotion Council for Handicrafts (EPCH) with 4.55 per cent equity share, and the Carpet Export Promotion Council with 4.20 per cent equity share of the Company.

(vi) COVID-19 Management

ITPO ensured adaptation, reforms, and future preparedness with the instructions/guidelines issued by various Govt. Agencies and departments such as MoHFW, MHA, DPE and DoPT to raise awareness amongst the employees and their family members.

Adapted work from home functioning with the integration of latest technologies and electronic means in the aftermath of lockdown and successfully carried out all tasks necessary for the functioning of ITPO and convenience of exhibition industry.

Facial recognition-based Biometric Attendance System in place of a fingerprint-based Attendance System was also introduced.

(E) The State Trading Corporation of India Ltd. (STC)

STC was set up on 18th May 1956, primarily with a view to undertake trade with East European countries and to supplement the efforts of private trade and industry in developing exports from the country. STC played an important role in the country's economy

when it arranged imports of essential items of mass consumption (such as wheat, pulses, sugar, edible oils, etc.) and industrial raw materials into India.

STC's account is currently classified as NPA by the lender banks since March/June 2018 due to losses.

With a view to overcome the current liquidity crisis, the Company is continuously reviewing potential areas of cost reduction and is taking appropriate steps for reduction in avoidable expenses. In this direction, STC has closed all its branch offices (except Agra) spread across the country and has retained only 2-3 managers at those locations to attend to legal, recovery and other important matters. Further, the Company has offered VRS to its employees from time to time, as a result of which the manpower has come down to 171 as on 1st October 2021. STC has stopped undertaking business activity and is currently continuing as a non-operative company.

The overall performance of STC during 2019-20, 2020-21 and April-June 2021 vis-a-vis figures for the corresponding period of the previous year are given below:

(Values in Rs. crore)

Item	Actuals		Unaudited	
	2019-20	2020-21	April-June 2020	April-June 2021
Exports	11	Nil	Nil	Nil
Imports	2536	12	Nil	Nil
Domestic	383	235	195	Nil
Total Turnover	2930	247	194	Nil
Profit Before Tax	(113.63)	(51.23)	(6.79)	(6.35)

(F) Spices Trading Corporation Limited (STCL)**(i) Background**

- ◆ October 1982 - Incorporated as Cardamom Trading Corporation. Ltd., a Private Limited Company
- ◆ August 1987 - Renamed as "Spices Trading Corporation Ltd."
- ◆ September 1999 - Became a subsidiary of The STC of India Ltd.
- ◆ August 2004 - Renamed as "STCL Limited"

(ii) Share Capital

- ◆ Authorized share capital - Rs. 5 crore
- ◆ Paid up share capital - Rs. 1.5 crore (entire paid up capital is held by STC of India Ltd.)
- ◆ Net Worth: (- Rs. 4564.31) crore as on 31st March 2021

(iii) Functions

Subsequent to Union Cabinet decision on 13th August 2013 regarding winding up of STCL, the Company had stopped all business activities from 2014-15 onwards.

Presently, the Company is pursuing various legal cases including Arbitration cases for the recovery of its dues from the business associates and adhering to other statutory requirements.

10. EXPORT INSPECTION COUNCIL (EIC)

The Export Inspection Council (EIC) was established by Government of India under Section 3 of the Export (Quality Control and Inspection) Act, 1963 to ensure sound development of export trade of India through Quality Control and pre shipment Inspection and for matters connected thereof. The EIC is an advisory body to the Central Government for notification of commodities which will be subjected to quality control and/ or inspection prior to export, establish standards of quality for such notified commodities, and also to specify the type of quality control and/or inspection to be applied to such commodities.

The EIC is the official export certification body of India as well as Competent Authority for the notified commodities which ensure Quality and Safety of food products exported from India. The major role of EIC is to ensure the Quality and Safety of products exported to meet the requirements of the importing countries. This assurance is provided through either consignment-wise inspection system or quality assurance/food safety management system based certification through its field Agencies, the Exports Inspection Agencies (EIAs) established under Section 7 of the Act. The EIAs are headquartered at Mumbai, Kolkata, Kochi, Chennai and Delhi with a network of 24 sub offices backed by state - of - the art laboratories, accredited by NABL as per ISO 17025 all over India.

The notified commodities under the mandate of EIC are Animal Casings, Black pepper, Basmati Rice, Non-Basmati Rice (for export to EU), Black pepper, Crushed Bones, Ossein and Gelatin, Egg and Egg Products, Feed Additives and Pre-mixtures, Fish & Fishery Product, Fresh Poultry Meat and Poultry Meat Products, Fruit and Vegetable Products, Honey, Milk and Milk products, Peanut & Peanut products (EU & Malaysia). Apart from these products, other food commodities which are non-notified are also being certified under EIC's Voluntary Certification Scheme. Export certification is carried out by EIC's

field organizations, Export Inspection Agencies (EIAs), and is based on two systems, namely, Consignment Wise Inspection (CWI) systems and food safety management based certification system (FSMSC) which is based on HACCP. These systems are designed in such a way to ensure the compliance to the requirements of importing countries. EIC certification is accepted globally and has been recognized by many of India's trading partners which include United States of America, European Union and several other importing countries.

In this era of changing dynamics of food safety regulations and certification, the EIC has transformed its role and functions to build up the confidence among the trading partners across the globe. The EIC has been instrumental in evolving the stakeholders including exporter fraternity to meet the changing requirements of the importing countries with rising prevalence of food safety incidents.

The global trade of food is increasing significantly with the rising international consumers and growing demands following the World Trade Organization (WTO) Agreements. There is a need to create awareness about the Sanitary and Phytosanitary (SPS) challenges and develop mechanisms to overcome these challenges posed by non-tariff measures in global food trade. The EIC has been playing a pivotal role in exploiting all possible opportunities for equivalence and recognition. The delegations from importing countries evaluate the official control and risk control mechanism.

The EIC is always actively involved in standard setting process at national and international levels and provide feedback to ensure the interest of exporters are well protected. The EIC has adopted Quality Management System and is ISO 9001:2015 certified to ensure realization of its objectives.

(i) The Major Activities of the EIC

- ◆ Approval of processing establishments based on Food Safety Management System to ensure safety and quality of commodities meant for export as per importing countries standards;
- ◆ Pre-shipment inspection and certification based on Consignment Wise Inspection (CWI) to

assure quality of export commodities as per laid down specification;

- ◆ Issuance of Preferential Certificate of Origin for export products under various preferential tariff schemes;
- ◆ Issuance of different types of certificates, namely, Health Certificates, Authenticity Certificates, Non- GMO Certificates etc. under various export certification schemes;
- ◆ Recognition of Inspection Agencies and Laboratories;
- ◆ Residue Monitoring Plans as per importing countries requirements;
- ◆ Training and capacity building of industry and other stake holders in areas of Quality and Food Safety Management System;
- ◆ Monitoring TBT Notification by WTO member countries and their impact on India's Trade.

(ii) Our Vision

To facilitate worldwide access for Indian exports through a credible and efficient inspection and certification system and earn global recognition as India's premier organization for certifying quality and safety to meet international norms.

(iii) Our Mission

- ◆ To create an export inspection & certification infrastructure within the country based on International Standards for Certification Authority in consonance with WTO requirements;
- ◆ To instil confidence in importers about quality and safety of Indian exports;

- ◆ To provide accredited state-of-art testing facilities in chosen frontier areas;
- ◆ To obtain recognition for EIC's Export Certification System from our major trading partners through Equivalence Agreements;
- ◆ To participate in international forum and protect Indian interest;
- ◆ To enhance capability of manpower through trainings to meet international requirements.

(iv) Foreign Trade Policy and EXIM Trade

As the vision of EIC is to facilitate world wide access for Indian exports through a credible and efficient inspection and certification system and to earn global recognition as India's premier organisation for certifying quality and food safety to meet international norms, the objective is to establish confidence in the importers as well as importing countries' authorities so that Indian products get consistent global acceptance.

With more than five decades of experience in the field of inspection, testing and certification of food items as per Importing Country requirements, the EIC has developed robust certification system. EIC continues to strive to achieve Memorandum of Understandings (MoUs)/ Mutual Recognition Agreements (MRAs)/ Equivalence Agreements/ Recognitions/ Cooperation Arrangements with the major trading partners with an objective to avoid multiple border inspections and ultimately to facilitate the trade.

The EIC has Equivalence Agreements/ Recognitions/ Cooperation Arrangements with the following trading partners:

S. No.	Country	Particular	Signed on
1	USA	Black Pepper by United States Food and Drug Administration (USFDA).	20.04.1988
2	European Union	Fish and Fishery Products by European Commission.	23.12.1997
3	Sri Lanka	Agreement for recognition of Export Inspection and certification system of Export Inspection Council for Import Inspection Scheme of Sri Lanka Standards Institution.	26.12.2002
4	Korea	Recognition by Korea Food and Drug Administration (KFDA) under their Approved Foreign Authorized Inspection Organization Scheme for various food products which include frozen marine products, jam, preserved goods, sauce, sugar syrup, edible oil and fat etc.	30.12.2003

S. No.	Country	Particular	Signed on
5	Japan	Recognition by Japan Health Authorities for Poultry Meat and its Products.	19.10.2005
6	European Union	European Commission for Certificates of Authenticity for Basmati Rice.	29.06.2006
7	China	Agreement of Co-operation on Inspection of Iron Ore Between Export Inspection Council (EIC) and the General Administration of Quality Supervision, Inspection and Quarantine of the People's Republic of China (AQSIQ).	21.11.2006
8	FSVPS	Protocol on the discussions held between Federal Service for Veterinary and Phytosanitary Surveillance (hereafter FSVPS) and Export Inspection Council of India (Ministry of Commerce and Industry of India) (hereafter EIC).	28.07.2009
9	Thailand	Recognition of EIC Certification by Govt. of Thailand.	31.06.2012
10	China	Memorandum of Understanding (MOU) on Cooperation Related to Import and Export Trade of Fishery Products between The Marine Products Export Development Authority (Ministry of Commerce and Industry, Government of India) of The Republic of India and The General Administration of Quality Supervision, Inspection and Quarantine of the People's Republic of China.	20.05.2013
11	Bhutan	Agreement for recognition of export inspection and certification system of export Inspection Council for Import Inspection Scheme of the Bhutan Agriculture and Food Regulatory Authority.	27.09.2013
12	USA	Memorandum of understanding between The Export Inspection Council of India, Ministry of Commerce and Industry and The United States Food and Drug Administration of the Department of Health and Human Services.	23.03.2015
13	China	Protocol between the Export Inspection Council, Ministry of Commerce and Industry of the Republic of India and the General Administration of Quality Supervision, Inspection and Quarantine of the People's Republic of China for Health and Safety Regulations on Importing Indian Rapeseed Meal.	15.05.2015
14	Russian Federation/ Custom Union	Russian Indian Protocol on ensuring safety supply of finished dairy products to the Russian Federation from the Republic of India.	09.08.2016
15	China	Protocol Between The General Administration of Customs of the People's Republic of China and The Export Inspection Council of the Ministry of Commerce and Industry of the Republic of India in Respect of Hygiene and Inspection Requirements for the export of Fish Meal/ Fish Oil from India to China.	28.11.2018
16	Netherlands	Memorandum of Understanding Between the Food Safety and Standards Authority of India from the Ministry of Health and Family Welfare, The Export Inspection Council of the Ministry of Commerce and Industry of the Republic of India and The Netherlands Food and Consumer Product Safety Authority of the Ministry of Agriculture, Nature and Food Quality of the Kingdom of the Netherlands.	28.03.2019
17	China	Protocol of Sanitary and Phytosanitary Regulations on importing Indian Chilli Spent Between General Administration of Customs, People's Republic of China and Export Inspection Council (EIC) Ministry of Commerce and Industry, Government of India.	09.05.2019

The EIC has transformed its resources and service quality with specific aim to fulfill the initiatives taken by Government of India on ease of doing business and digital India with core objective to provide increased opportunity for export of food commodities vis-a-vis International needs. The EIC is actively collaborating with other stakeholders, like, other promotional boards, exporters, importing countries authorities, industry associations, chambers of commerce in building infrastructure, skill upgradation, technical competence and analytical capability. The EIC is

proactively developing its own competence to meet any future challenges related to SPS measures imposed by the developed countries.

(v) List of Notified Commodities

The Export (Quality Control & Inspection) Act, 1963 empowers the Central Government, on the advice of the Council, to notify commodities along with their standard for export, based on the requirements to safeguard trade from India. The various commodities notified under the Act are placed in Table below:

Commodities Notified under the Export (Quality Control & Inspection) Act, 1963

Notified Commodities	Gazette Order(s) / Notification(s)/ Order (s)
Animal Casings	Order S.O.2947 dated 03.11.1997 and Notification S. O. 2948 dated 03.11.1997 subsequent amendment(s) vide Notification S.O.1315 (E) dated 08.6.2012. Notification S.O. 6332(E) dated 28.11.2018.
Basmati Rice	Order S.O. 67 (E) dated 23.01.2003 and Notification S.O. 68(E) dated 23.01.2003 and subsequent amendment(s) vide Notification S.O. 1139 dated 15.5.2004, Notification S.O. 716 dated 05.3.2005 and Notification S.O. 791 (E) dated 24.5.2006. SO 136 (E) dated 13.01.2016. Notification S.O. 6337(E) dated 28.11.2018.
Black Pepper	Order S.O. 245 dated 07.3.1988 and Notification S.O. 1311 dated 22.4.1991. Notification S.O. 6333(E) dated 28.11.2018.
Crushed Bone, Ossein & Gelatine	Order S.O. 725 (E) dated 03.4.2012 & Notification S.O. 726 (E) dated 03.4. 2012.
Egg & Egg Products	Order S.O. 4368(E) and Notification S.O.4369 (E) both dated 15 th September 2021.
Feed additives & Pre mixture	Order S.O 3523(E) and Notification S.O. 3524 both dated 28.11.2013. Notification S.O. 6339(E) dated 28.11.2018.
Fish & Fishery Products	Order 729 (E) dated 21.8.1995 subsequent amendment(s) vide Order S.O. 792 (E) dated 17.8.2001, Order S.O.722 (E) dated 10.7.2002, Order S.O. 464 (E) dated 24.4.2003, Order S.O. 1227 (E) dated 23.10.2003 and Order S.O. 1227 (E) dated 31.7.2006 and Principle Notification S.O. 730 (E) dated 21.8.1995 and subsequent amendment(s) vide Notification S.O. 415 (E) dated 11.4.2002, Notification S.O.1029(E) dated 24.9.2002, Notification S.O.1034 (E) dated 9.9.2003, and Notification S.O.717 dated 25.02.2005, Notification S.O. 612 dated 15.02.2007, Notification S.O.1519 (E) dated 16.6.2008, Notification S.O.2714(E) dated 28.10.2009, Notification S.O. 143 (E) dated 21.01.2011 and Notification S.O. 497 (E) dated 10.3.2011. Notification S.O. 6341(E) dated 28.11.2018.
Fresh Poultry Meat and Poultry Meat Products	Order S.O. 1377(E) dated 30.12.2002 and Notification S.O. 1378(E) dated 30.12.2002 and subsequent amendment(s) vide Notification S.O. 719 dated 25.02.2005 and Notification S.O. 1517 dated 16.6.2008.
Fruit & Vegetable Products	Order S.O. 3352(E) and S.O 3353(E) both dated 28.10.2016. Notification S.O. 6338(E) dated 28.11.2018.

Notified Commodities	Gazette Order(s) / Notification(s)/ Order (s)
Honey	Order No. S.O. 276 (E) dated 04.03.2002 and Notification S.O. 277 (E) dated 04.03.2002 and subsequent amendment(s) vide Notification S.O. 1444 dated 19.12.2003, Notification S.O. 1245 dated 14.05.2004 and Notification S.O. 1581 dated 16.06.2008. Notification S.O. 6336(E) dated 28.11.2018.
Milk and Milk Products	Order S.O 4031(E) and Notification S.O 4032(E) both dated 9 th November 2020.
Peanut & Peanut Products	DoC letter dated 16 th May 2013.
Raw Meat (Chilled / frozen)	Order S.O. 203 dated 15.01.1993 and Notification S.O. 204 dated 15.01.1993 and subsequent amendment(s) vide Notification S.O.205 dated 25.01.1993, Notification S.O.1989 dated 03.9.1993 and S.O 2221 dated 04.10.1993. Notification S.O. 6335(E) dated 28.11.2018.
Non-Basmati Rice	DGFT Notification No.29/2015-2020 dated 04.11.2019.

Export Inspection Council (EIC), an advisory body to the Government of India, has successfully completed 57 years of service to the nation. The major achievements are a shared effort of strong leadership, committed and motivated employees and support of all relevant stakeholders.

In order to promote good trade practices among the exporters, the EIC conducts trainings for employees and outreach programs for the exporters. The EIC has been an important stakeholder in various National and International programmes related to safe and sound export from India.

(vi) Celebration of Vanijya Utsav

The EIC celebrated VANIJYA UTSAV from 23rd-25th

September 2021, with the theme Vanijya Utsav: Azadi Ka Amrit Mahotsav, India @ 75!! The event was organized as a part of the Vanijya Saptah (the week from 20th to 26th September 2021) observed by the Department of Commerce under Azadi Ka Amrit Mahotsav, to commemorate the occasion of 75 glorious years of India's Independence. During these three days, a series of webinars were conducted by the EIC, for exporters on Pan India basis, showcasing India as a rising economic force. Five webinars conducted by the EIC, saw overwhelming participation from the exporters and stakeholders and in all attended by around 3,000 participants, from 23rd to 25th September 2021.

(vii) New Office-cum-Laboratory Complex of EIA Chennai Sub-Office Visakhapatnam



The inauguration of new Office-cum- Laboratory Complex of EIA- Chennai, Sub Office -Visakhapatnam by Shri B.V.R. Subrahmanyam, IAS, Commerce Secretary, Ministry of Commerce & Industry, Government of India.

The New Office-cum- Laboratory Complex of Export Inspection Agency- Chennai, Sub Office-Visakhapatnam was inaugurated on 24th September 2021 by Shri B.V.R. Subrahmanyam, IAS, Commerce Secretary, Ministry of Commerce & Industry, Government of India, in presence of Shri Diwakar Nath Misra, IAS, Joint Secretary, Ministry of Commerce & Industry and Director, EIC. The other dignitaries present were Shri K.S. Srinivas, IAS, Chairman, MPEDA and Dr. M. Angamuthu, IAS, Chairman, APEDA. With the setting of this facility, the exporters in region will be able to get the samples tested at Visakhapatnam instead of sending samples to other distant places like Chennai. This shall save the time and cost of exporters and facilitate the export from region.

(viii) Inclusion of Table Eggs and Provisions to Certify Egg and Egg Products under CWI

The EIC is working on revision of existing Order and Notifications for Notified Commodities. In this regard, new rules for export of Egg & Egg Products has been published vide S.O. 4368(E) and S.O.4369 (E) dated 15th September 2021. Now, the Fresh Eggs are also covered under the new rules and the provision of Consignment Wise Inspection (CWI) has been incorporated for export of Egg and Egg products to Non EU Countries which will help to facilitate the export of Table Eggs and Egg Products by small traders and Merchant Exporters as well.

(ix) Export of Composite Products from India to EU

The EIC has taken up the matter of export of composite products containing dairy and poultry meat with EU and finally EC has informed regarding decision of commission implementing decision (EU) 2021/880 dated 17.05.2021, amending the decision 2011/163/EU on the approval of plans submitted by 3rd countries in accordance with article 29 of Council Directive 93/23/EC. As the EIC has provided guarantees to use only dairy products, originating either from Member States or from third countries, which are approved to export such products to the Union, to be included in composite products to be exported to the EU. Accordingly, India is updated for Dairy Products and Poultry products under Annex with a foot note "Third countries using only raw

material either from Member States or from other third countries approved for imports of such raw material to the Union, in accordance with Article 2, with the purpose to be used only for the preparation of composite products to be exported to the EU.

(x) Accreditation of EIA Kochi as Proficiency Testing Provider (PTP) for Genetically Modified Organism (GMO) for Food and Agricultural Commodities

Export Inspection Agency -Kochi, PTP has been accredited by NABL as the PT provider for Genetically Modified Organism (GMO) for Food and Agricultural commodities (Biological) in compliance with ISO/IEC 17043:2010. EIA-Kochi, Proficiency Testing Provider (PTP) is the first and only accredited PT provider in India for Genetically Modified Organism (GMO) by National Accreditation Board for Testing and Calibration Laboratories (NABL) in compliance with ISO/IEC 17043:2010. Scope of accreditation covers Food and Agriculture Products with two GM elements CaMV 35S Promoter and NOS Terminator.

(xi) International Laboratory Training under Food and Agriculture Organization (FAO) Biosafety Project

"International Laboratory Training under FAO Biosafety Project" of Sri Lanka on "Detection of Genetically Modified Organisms(GMO)/ Living Modified Organisms(LMO)" was jointly organized by the Export Inspection Council, Food and Agriculture Organization, Ministry of Environment Government of Sri Lanka and Biotech Consortium India Limited (BCIL), during 4th to 8th October 2021 through virtual mode. Officers from Export Inspection Council and Export Inspection Agencies imparted the training to various stakeholders during the five day training program. Participants of the program include representatives nominated by Government of Sri Lanka from the three laboratories viz., Agriculture Biotechnology Centre, University of Peradeniya; National Plant Quarantine Services (NPQS), Katunayake and Industrial Training Institute, Colombo and Sri Lankan accreditation Board. Various technical sessions were conducted by Export Inspection Agency officials emphasizing on the modern tools and techniques involved in detection of GMO/LMO in food commodities.



"International Laboratory Training under FAO Biosafety Project" conducted during 4th-8th October 2021 through virtual mode.

The EIC has a Vigilance Section which is headed by Chief Vigilance Officer and complaints are handled as per the Central Vigilance Commission (CVC) guidelines. Every year the EIC and EIAs observe the Vigilance Awareness Week. Further, the EIC and EIAs are committed to comply with the requirements of the Right to Information Act 2005 (RTI Act 2005) in order to promote transparency and accountability.

11. LOGISTIC SECTOR

The Logistics Division was created with the amendment in Allocation of Business Rules in July 2017 with the mandate for integrated development of logistics sector in the country and to bring about reduction in the logistics cost. For the said mandate, the Division has been engaged in identification of regulatory, infrastructure or services bottlenecks in freight logistics and easing them through industry engagement and inter-ministerial coordination, monitoring performance and efficiency of logistics infrastructure and service creation of an integrated system of infrastructure and policy/regulatory interventions to promote inter-modality and identification of skill gaps across modes. The Division is also promoting and encouraging adoption of digitization across logistics value chains. On 13th

October 2021, Hon'ble PM inaugurated PM Gati Shakti National Master Plan for multimodal infrastructure connectivity to various Economic Zones subsequent to which CCEA had approved the Cabinet Note mooted by Department for Promotion of Industry and Internal Trade (DPIIT) on PM Gati Shakti on 21st October 2021. Subsequently, vide Cabinet Secretariat Notification dated 10th November 2021, the mandate for integrated development of Logistics Sector has been allocated to DPIIT and Logistics Division stands shifted to DPIIT.

Key Achievements

Key achievements are as follows:

(i) Unified Policy & Regulatory Framework

- ◆ **National Logistics Policy:** National Logistics Policy has been Developed after wide consultations with all central ministries on the supply and demand side and takes a comprehensive view of the sector defining specific action points with the Key objective of matching and improving upon global standards in logistics efficiency and to integrate with Global supply chains. A 75-point National Logistics Reform Action Plan has also been

prepared with specific actionable items on the policy. Revised policy is in its final stages of approval. The Policy targets to reduce the cost of logistics by about 5 per cent over the next 5 years, achieving a ranking in top 25 in major global logistics-related performance indices, and encourage environmentally sustainable, inclusive and future ready logistics.

- ◆ **Framework Guidelines for Development of Terminals and Logistics Parks (National Grid of Terminals and Logistic Parks):** Drafted after due inter-ministerial consultation process which Provides enabling overarching guidelines to encourage investment in terminal development and their optimal capacity utilisation and addresses key issues like exclusive use, standards, location restrictions, etc. The same is currently under review for inclusion as part of the National Logistics Policy.

- ◆ **PM Gati Shakti NMP:** PM Gati Shakti National Master Plan for multimodal infrastructure connectivity to Economic Zones which is an Integrated Plan depicting Economic zones and Multimodal Connectivity Infrastructure on a GIS Platform to holistically integrate individual interventions of various Ministries/Departments with a national perspective and provide coordinated IT enabled Map based approach to planning, operations and monitoring of projects, has been launched in October 2021. Empowered Group of Secretaries (EGoS) has been notified on 30th October 2021 and Network Planning Group (NPG) has been operationalised and their first meetings have been held. Constitution of Technical Support Unit (TSU) is being constituted with officers on deputation from Ministries, along with Subject Matter Experts. Training workshops by BISAG-N is completed. Zonal Conferences of States on PM Gati Shakti for onboarding states in the National Master Plan is currently progressing since November 2021 till January 2022 after which State Conferences shall be held for onboarding states in the National Master Plan and their capacity building from January 2022 to March 2022. The National Master Plan on GIS Platform being developed by BISAG-N is expected to be

complete and launched by April 2022.

- ◆ **National Logistics Law:** Carriage of goods by various modes is, at present, governed by different laws which have resulted in the fragmentation of the regulatory environment, the presence of multiple governing bodies, complex processes and varying documentation requirements and liabilities under the respective laws, leading to sub-optimal performance and utilisation of logistics assets. To streamline the regulatory regime for carriage of goods by different modes, an umbrella national logistics law will allow increased cross-sectoral, multijurisdictional, and multimodal co-ordination, partnerships and services, and ensure regulatory certainty. The draft of National Logistics Law is ready and inter-departmental committee from line ministries has been formed to finalize it.

- ◆ The Logistics Performance Index (LPI) released every two years by the World Bank is one of the most widely referred reports used to assess logistics performance of countries. On the index, India was ranked 44 out of 160 countries in 2018 vis-à-vis rank of 54 in 2014 (most recent study conducted till date is in 2018).

(ii) Digital Transformation

- ◆ **LPPT:** Logistics Planning and Performance monitoring tool (LPPT) which is designed to be used by various ministries, government agencies, and private entities as a comprehensive geo analytics-based planning and monitoring tool for all logistical operations is under development through a Managed Service Provider. The main objective of this tool is to support any user with: Identification of (domestic) movement of commodities (coal, cement, food grains, fertilizers, steel, iron ore, etc.) based on O-D pairs via different modes of transportation (road, rail, air, coastal shipping and waterways), Monitoring the status of existing and upcoming infrastructure facilities (logistic parks, warehouse and terminals) and transportation hubs (airports, seaports, railway stations, etc.) within the country, Identification of connectivity to all infrastructure facilities and

transportation hubs and support the data with average congestion, estimated duration and cost of transportation for select commodities including first mile – last mile connectivity, Identification of average processing time at infrastructure facilities and transportation hubs and Support in identification of high graft areas and user identified issues across the country

- ◆ **Unified Logistics Interface Platform (ULIP):** ULIP is a unified National Logistics Platform integrating the Logistics IT initiatives of line ministries and PGAs (ICEGATE, e-Way Bill, FOIS, PCS 1x, VAHAN, SARATHI, FASTAG, IEC Air Cargo Community System etc). As advised by NITI Aayog – Development of ULIP is being done by NICDC which is in its final stages and would be handed over to the Logistics division for operations and maintenance.
- ◆ **Smart Enforcement App:** Risk based management digital system for states and central enforcement agencies to minimise the physical inspection of offences (tax, commodity, vehicle and on road behaviour related) and reduce compliance burden and delays on road, to the maximum possible extent. Proof of concept is ready and data integration with concerned central and state government Ministries is being pursued.
- ◆ **Secured Logistics Document Exchange (SLDE):** A digital solution to implement an online and automated system for generation, storage, and secured exchange of logistics related documents digitally among all the relevant stakeholders, underpinned by blockchain technology. The Beta Version has been launched post user acceptance testing with banks including HDFC, SBI, ICICI and AXIS bank. Hosting requirements for the platform are being worked out.
- ◆ **Import Clearance System for PGAs:** An efficient online import clearance system that will allow officers from the 4 PGAs – WCCB, AQCS, TC and CDSCO to perform all the background/internal activities related to Customs Clearance online, adoption of risk management principles for import clearance, digital monitoring and tracking of status, alert system, etc. leading

up to issuance of NOC. Additionally, Customs Single Window will be a single interface for the Imports and Exports, and the whole system will be integrated with the ICEGATE. The user acceptance testing with AQCS has been completed. Data integration with concerned central government Ministries (CBIC, ICEGATE, etc.) is being pursued.

- ◆ **GHG Calculator:** A tool to calculate carbon emission data per shipment basis on the mode of transport. This will aid in making decisions to opt for the most sustainable mode of transportation in terms of GHG emissions and total cost of transportation, including the environmental cost. The Beta Version has been launched, the scope of the platform is being expanded to include other modes, emissions and commodities is ongoing. Hosting requirements for the platform are also being worked out.
- ◆ **Freight Index:** a comparative freight Index and a framework for comparing freight rates between road and rail. This will assist the Indian Railways in making optimum pricing decisions and to move towards dynamic freight rates - benchmarking freights against road tariffs and increase modal share of railways. Proof of concept has been developed. Hosting requirements for the platform are also being worked out.
- ◆ **Website of India Logistics – logistics.gov.in:** A one stop portal for activities in the logistics sector in India, a repository for logistics related knowledge, initiatives of Logistics Division and other transport ministries/states and a forum for feedback. Beta version is ready and technical requirements are being fulfilled for launch.

(iii) Engagement with States

- ◆ **Logistics Ease Across Different States (LEADS):** A report published annually by Logistics Division ranking states on the basis of their Logistics performance for promoting federal competition among states to improve the Logistics Ecosystem was first published in 2018 during which time focus was on EXIM Logistics. The report for 2019 focused both on Domestic and EXIM logistics. LEADS 2021 exercise has

gone one-step ahead in analysing domestic and EXIM logistics ecosystem of the state by taking objective parameters along with the perception-based indicators for index formulation. LEADS Report 2021 assigns the States ranking for the same based on an objective criteria and make specific recommendation to improve Logistics for each State and UT promoting competitive federalism.

- ◆ **SLC and SLCC:** Several States and UTs have formed their State Logistic Cell and State Logistics Coordination Committee for streamlining and better coordination between different Central/State Government Departments and Agencies in order to improve Logistics performance of that particular State/UT. Many States have also developed an integrated State Logistics Plan.
- ◆ **Freight Smart Cities:** Initiated the concept of Freight Smart Cities (earlier City Logistics) to emphasize on the need for improving efficiency of urban freight and logistics. A national level stakeholder consultation “Consultative meeting on Freight smart Cities” was held on 2nd July 2021 with more than 300 participants from the States and UTs, Central Ministries and Industry bodies and a handbook on “Enhancing Urban Freight Systems” which suggests measures for improving urban freight was released and a Freight Smart Cities website was launched. States have been requested to nominate cities which may be developed as freight smart cities.

(iv) International Cooperation

- ◆ **India-Singapore Joint Working Group on Logistics:** Constituted in 2019 with key areas of collaboration as providing digital solutions in the logistics sector such as Improving Port Process: Port Evacuation Infrastructure, Port Processes and Grievance Reddressal and Management, Standardization, liability regime and other elements for logistics efficiency, Improving efficiency of Intermodal Transfer - Technology at terminals, warehousing standards and Skilling - Training of persons in Logistics: Drivers, handlers, etc.
- ◆ **India-Japan Joint Working Group:** Constituted in 2020 under India-Japan Industrial

Competitiveness(IJIC)Partnershipwithobjective of identifying gaps and issues in Logistics, sharing of best practices, Suggesting measures for resolving Logistics issues and Working on showcasing & pilot Logistics project. Third Joint Working Group on Logistics was held in September 2021 in which knowledge sharing on skill building of warehouse professionals. co-operation on physical infrastructure for warehousing standards and best pilot project by Japan in India to demonstrate efficacy and benefits of Warehouse Kaizen Practitioner scheme, feasibility of LNG usage for rail transportation, improve turnaround time and visibility of containers was discussed. Both sides agreed to share more information on container movement to cooperate towards a smoother bilateral trade.

12. NATIONAL EXPORT INSURANCE ACCOUNT (NEIA) TRUST

Government of India established NEIA Trust in 2006 to promote project exports from India that are of strategic and national importance. The trust was set up with an initial corpus of Rs. 66 crore. With the contribution of Rs. 3,091 crore received from the Government of India over the years, the corpus has increased to Rs. 4,959.09 crore (as of 30th November 2021).

The major sectors covered under NEIA are construction, supply of engineering goods, Water Treatment Plants, Power Transmission and Distribution projects, etc. while the major countries covered include Sri Lanka, Zambia, Zimbabwe, Mozambique, Tanzania, Senegal, Iran, Maldives, Cote D'Ivoire, Ghana, Cameroon, Suriname and Mauritania. Successful project exports enable sustained visible impact on India's capacity in executing projects abroad. NEIA through its cover for project exports helps make Indian project exporters more competitive and gain a stronger foothold in regions of national strategic interest. Successful project exports enables sustained visible impact on India's capacity in executing projects abroad.

The Cabinet Committee on Economic Affairs (CCEA), at its meeting held on 29th September 2021, increased the corpus commitment to the NEIA Trust from Rs. 4,000 crore to Rs. 4,741 crore and approved infusion

of Rs. 1,650 crore during the 15th Finance Commission period.

In FY 2020-21, the NEIA Trust has issued 47 covers with cover value of Rs. 1,912.22 crore for 38 projects with an aggregate project value of Rs. 2,621.22 crore in 19 countries apart from in-principle approvals for 18 covers with total cover value of Rs. 5,383.13 crore. As of 31st December 2021, 228 projects with project value of Rs. 58,515.13 crore were under cover through 339 covers with cover value of Rs. 40,778.24 crore across 54 countries.

13. WORLD EXPO 2020

The World Expo is one of the oldest and biggest global events which is being organised since 1851 by the Bureau International des Expositions (BIE), Paris. Its aim is to help people and nations across the world learn by sharing ideas, at the same time demonstrating innovation and paving the path for further progress in fields such as technology, architecture, etc.

World Expo 2020 is being held in Dubai from 1st October 2021 to 31st March 2022. This is the first expo which is being held in MEASA (Middle East, Africa and South Asia) region. The main theme of World Expo 2020 is “Connecting Minds, Creating the Future”. The main theme is further branched into three sub themes of the Expo viz. - Opportunity, Mobility and Sustainability. World Expo, Dubai is expected to herald the revival of global economy post the COVID-19 pandemic with participation of more than 190 countries and 25 million expected visitors.

India is one of the major participants at World Expo 2020, Dubai. Department of Commerce (DoC), Ministry of Commerce and Industry, Government of India is the nodal department for organizing India's participation in the event. Federation of Indian Chambers of Commerce and Industries (FICCI) is the Industry partner and NBCC is the construction partner and Project Management Consultant (PMC) of India Pavilion.

India Pavilion has been constructed on a plot of 4614 sq. meters with a display area of about 10,000 sq. meters. The display inside India Pavilion which spans 4 floors (G+3) showcases the best of India across multiple areas including India's prowess in emerging technologies, vibrant start-up eco-system, besides investment opportunities across multiple sectors including textiles, healthcare, tourism, infrastructure, services, etc. as well as our rich art and heritage through dynamic display of digital and immersive content from participating states, sectors as well as the Indian corporates. The façade of India Pavilion features a unique dynamic design consisting of more than 600 moving blocks which are programmed to move individually on their respective axis to render multiple attractive patterns during daytime representing the theme of “India on the Move”. After sunset, the façade comes alive as it is transformed into a giant screen on which there is high resolution projection mapping of spectacular audio-visual content representing various aspects of India and its prowess and progress across various arenas including technology, textiles, sports, art, culture, etc.



Hon'ble CIM inaugurates India Pavilion at World Expo 2020, Dubai

India Pavilion will host a wide range of activities including B2B / B2G / G2G engagements among thought leaders from across the world, thematic round-tables, cultural extravaganza featuring leading Indian artists, food festivals, showcase of best of Indian cinema across all regions of the country. The India pavilion gives the visitors, insight into the multifaceted dimensions of the Indian economy.

Chapter 9

PROGRAMMES UNDERTAKEN FOR THE WELFARE OF SCs/ STs/OBCs, WOMEN AND PERSONS WITH DISABILITIES

The Department of Commerce liaises with the attached and subordinate offices, autonomous bodies, Public Sector Undertakings and Commodity Boards under its administrative control for proper implementation of the directions of the Government of India related to the reservation as well as other welfare measures for the SCs, STs, OBCs, EWSs and PwD categories.

There are two separate Liaison officers (one for SC/ST/PwD and other for OBC/EWS) functioning in the Department of Commerce. The Liaison Officers ensure prompt disposal of the grievances of the SC/ST/OBC/PwD/EWS category employees and also take care that the various benefits admissible to the reserved categories are complied with by the associate organizations of the Department. In addition to this, a separate 'Internal Grievance Committee' for Scheduled Tribe community employees and Scheduled Caste community employees of Department of Commerce (proper) have been constituted.

A statement showing total number of Government employees and the number of SCs/ STs/ OBCs/ EWSs as on 30th September 2021 in Department of Commerce (proper) and its-associate organizations is at Annexure-B. The welfare activities undertaken by different organizations attached to this Department are given in the succeeding paragraphs.

1. WELFARE OF SC, ST, OBC & EWS

(A) The Project and Equipment Corporation of India Limited (PEC Ltd.)

Government Directives/Instructions with regards to welfare of SCs/STs/OBCs/EWSs are duly complied with in PEC. Qualifying period for promotion of employees belonging to SC/ST categories is relaxed by one year at each stage of promotion. Further, a complaints register is being maintained at Head Office. No complaint has been received in the current year till 30th September 2021.

(B) Minerals and Metals Trading Corporation Limited (MMTC Ltd.)

The total strength of employees in MMTC as on 30th September 2021 was 637 (including Board level executives and MICA employees), out of which

136 (21.35%) employees belong to SC category, 69 (10.83%) to ST category and 76 (11.93%) to OBC category.

(i) Liaison Officer

Liaison Officers have been appointed in corporate office as well as regional offices to ensure compliance of the orders and instructions of the Government pertaining to reservation and other concessions as admissible to them.

(ii) Relaxation/Concessions

The concessions/relaxations extended to candidates belonging to SC/ST category in Direct Recruitment are as below:

- ◆ Age relaxation upto 5 years
- ◆ Relaxation of 5% in qualifying marks in written test/personal interview
- ◆ Relaxation in percentage of marks in prescribed educational qualifications to the extent specified under the recruitment rules

As regards departmental promotion following relaxations are provided:

- ◆ For promotion from staff cadre to officer cadre, relaxation of 5% in qualifying marks in written test.
- ◆ Relaxation of upto 5 w.p.m. given in typing test in promotion to Junior Assistant post.
- ◆ One year relaxation in qualifying period for promotion within staff cadre, under seniority cum-fitness.

SC/ST representative is nominated in all Selection Committees for Direct Recruitment and Departmental Promotion.

(iii) Training

In order to upgrade their functional and soft skills, SC and ST employees are nominated from time to time to various in-house training Programmes as well as Programmes conducted by esteemed institutions.

(iv) Quarter Allotment

Reservation in quarter allotment is provided to SC and ST employees to the extent of 10% for B type accommodation and 5% in respect of C & D type accommodation.

(v) Meetings

The Company has in place 'Structured Meetings Scheme' in which the Management meets various representative bodies of employees periodically in order to discuss and resolve issues on service matters and welfare measures. In line with this philosophy, meetings with MMTC SC/ST Welfare Associations in all offices of the Company and the Federation of MMTC SC/ST Welfare Associations are convened.

(vi) Internal Grievance Redressal Committee

An Internal Grievance Redressal Committee has been set up at corporate office for redressal of the grievances of the Scheduled Castes/Scheduled Tribes employees.

(C) Spices Board

The Board had constituted SC/ST & OBC Committees for looking after the welfare of the employees and to redress their problems. The Board had nominated a Liaison Officer for reservation matters relating to SC/ST/OBC. Apart from this an 'Internal Grievance Committee' for Scheduled Tribes employee has also been constituted as recommended by the National Commission for Scheduled Tribes (NCST).

(D) Directorate General of Commercial Intelligence & Statistics (DGCI&S)

Liaison Officer for SC/ST and OBC has been appointed and with due approval of the Liaison Officer, this Directorate submitted requisition to the Competent Authority for appointment of candidates.

(E) Noida Special Economic Zone (NSEZ)

All Government directives/instructions with regard to SC,ST,OBC and EWS are duly complied with by NSEZ. As against total employees of 60, NSEZ has 9, 4 and 16 employees belonging to SC, ST and OBC respectively.

(F) Tea Board

Tea Board undertakes programmes for the welfare of SC, ST, OBC and EWS followed by the instructions/guidelines issued by the Government of India from time to time.

(G) India Trade Promotion Organization (ITPO)

Guidelines on reservation were complied within ITPO. Liaison Officers have been nominated to look after the interest of SCs/STs/OBCs/EWS. In every Departmental Promotion/Selection Committee (DPC/DSC) meetings, officers of appropriate level belonging to SC/ST and minority category are associated to look after the interests of the candidates belonging to these categories.

(H) Agricultural & Processed Food Products Export Development Authority (APEDA)

The welfare and development of SC/ST/OBC/EWS employees is being looked after by the authority.

(I) Export Credit Guarantee Corporation of India Limited (ECGC Ltd.)

- ◆ Pre Examination training for recruitment is conducted for candidates from SC & ST category.
- ◆ The representatives of SC & ST Union are nominated for training on reservation for recruitment and promotion in Government companies.
- ◆ Liaison officer for SC & ST welfare has been appointed to deal with the matters related to employees from SC & ST category.
- ◆ Reservation is provided to SC & ST candidates in recruitment and promotion as per Government of India rules.
- ◆ At least one member from SC & ST category is appointed on the panels constituted for recruitment/promotion of candidates/employees.
- ◆ Reservation policy of Government of India is followed for recruitment of OBC candidates.
- ◆ Liaison officer for OBC welfare has been appointed to deal with the matters related to employees from the OBC category.
- ◆ Due consideration is given to appointment of members from OBC category on recruitment panels.
- ◆ Government of India policy pertaining to Reservation for EWS category has been

implemented in ECGC Ltd. In the direct recruitment of probationary officers, 10% of the posts are reserved for EWS category in accordance with government guidelines.

(J) Rubber Board

Rubber Board appointed Liaison officer to attend the grievances of SC, ST, OBC and EWSs category employees. Liaison Officer maintains statutory registers to file the complaints/ grievances. Board periodically monitors such complaints, if any, and disposes of such grievances in time. The services of the Liaison officer is been effectively utilized by SC/ST/OBC employees as and when they have complaints/grievances.

(K) Visakhapatnam Special Economic Zone

Appointed Liaison Officer to protect the interest of SC, ST & OBC Employees.

(L) Coffee Board

The Coffee Board has a multi-dimension approach by creating an enabling environment keeping in view the overall welfare and development of the SC/ST/OBC/EWS employees.

(M) Indian Institute of Foreign Trade (IIFT)

IIFT implements the reservation policy in admissions and recruitment in accordance with an Act of Parliament for the time being in force. Apart from this, anti-discrimination committee for welfare of SC, ST and OBC has been constituted.

2. PROGRAMMES UNDERTAKEN FOR WELFARE OF PERSONS WITH DISABILITIES(PwDs)

Section 34(1) of 'The Rights of Persons with Disabilities Act, 2016 inter-alia states that every appropriate Government shall appoint in every Government establishment, not less than four per cent of the total number of vacancies in the cadre strength in each group of posts meant to be filled with persons with benchmark disabilities of which, one per cent each shall be reserved for persons with benchmark disabilities under clauses (a), (b) and (c) and one per cent for persons with benchmark disabilities under clauses (d) and (e) namely:

- (a) Blindness and low vision
- (b) Deaf and hard of hearing
- (c) Locomotor disability including cerebral palsy, leprosy cured, dwarfism, acid attack victims and muscular dystrophy
- (d) Autism, intellectual disability, specific learning disability and mental illness
- (e) Multiple disabilities from amongst persons under clauses (a) to (d) including deaf-blindness in the posts identified for each disabilities

There are guidelines on providing facilities to disabled persons so that a barrier-free workplace is made accessible to the differently abled persons. In pursuance of Section 23(1) of Rights of Persons with Disabilities Act, 2016 (PwD Act, 2016) a Grievance Redressal Officer has been nominated in Department of Commerce. A statement showing total number of PwDs in different categories as on 30.09.2021 in Department of Commerce (proper) and its associate organizations is shown at Annexure-C.

(A) The Project and Equipment Corporation of India Limited (PEC Ltd.)

Government Directives/instructions with regards to Persons with Disabilities are duly complied with in PEC. In PEC, there exists a Time Scale Promotion Scheme for staff cadre. Qualifying period for promotion for employees belonging to Persons with Disabilities categories is relaxed by one year in each stage of promotion. Further, a complaint register is being maintained at Head Office. No complaint has been received till date.

(B) Minerals and Metals Trading Corporation (MMTC Ltd.)

In order to have easy access to office premises, ramp has been provided for physically challenged employees.

PwD employees are posted to positions, taking into account their disability, to enable them to perform their job efficiently.

Office buildings have auditory signals announcing the floor destination. Some of them have floor requisition buttons in Braille symbols. Also, there is

separate washroom for PwD employees in the office building.

(C) Spices Board

Spices Board has nominated a Liaison officer for looking after the reservation matters and grievances of persons with Disabilities.

During the year 2019, an expert committee has also been constituted for the purpose of identification of posts suitable for Person with Disabilities as per the Right to Person with Disabilities Act, 2016. The Director (Finance) as the Chairperson of the Committee and having other four members including one Group-B officer belongs to PwD Category.

(D) Noida Special Economic Zone (NSEZ)

This office is already equipped with features like corridors, reception, toilets, staircases with handrails etc. accessible to persons with disability. Recently, a lift with Braille has also been installed in the premises. In addition, six numbers of Public Conveniences have also been constructed by NSEZ in the Zone complex with specific arrangements for divyangjan.

(E) Tea Board

Tea Board usually undertakes programmes for the welfare of Persons with Disabilities (PwDs) followed by the instructions/guidelines issued by the Government of India from time to time.

(F) India Trade Promotion Organization (ITPO)

Guidelines on reservation were complied with ITPO. Liaison Officers have been nominated to look after the interest of PwDs. The provisions contained in Persons with Disabilities (Equal Opportunities, Protection of Rights and Full participation) Act 1995 regarding reservation in posts/services for disabled person have also been complied with including EWS reservation.

(G) Rubber Board

Rubber Board appointed Liaison officer/Grievance Redressal Officer to attend the grievances of Persons with Disabilities. He maintains statutory register to file the complaint/grievances and Board periodically monitors such complaints, if any, and dispose in time. Board celebrates the "International Day of Persons with Disabilities" on 3rd December every

year by organizing speeches of eminent persons with disabilities and honour the employees of the Board who are differently abled. Board provided 'ramp' and lifts for the smooth movement of PwD employees. Visually handicapped employees are engaged in the operation of EPABX. Board provided unisex toilet facilities to PwDs.

(H) Agricultural & Processed Food Products Export Development Authority (APEDA)

As per Government norms, the reservation of PwDs is 4% of total strength in all grades. Against the existing staff strength of 80, two incumbents are physically handicapped. APEDA has taken care of the welfare of persons with disabilities (PwDs). APEDA has provided motorized wheelchair to one of the employees to move within the office. Further, all the facilities as per rule are given to them. So far no complaints have been received from them.

(I) Export Credit Guarantee Corporation of India Limited (ECGC Ltd.)

- ◆ PwD candidates are transferred according to suitability of posts to PwD employees.
- ◆ Scribe is allowed to them in recruitment and promotional examination.
- ◆ PwD employees are posted in disability-friendly/ accessible office locations.
- ◆ Government reservation policy for recruitment of PwD is strictly followed.
- ◆ Liaison Officer for PwD has been appointed to deal with the matter related to candidates from PwD category.
- ◆ PwD employees were extended the facility of work from home during the COVID-19 pandemic.

(J) Visakhapatnam Special Economic Zone

- ◆ Accessible approach and ramp at entrance building of VSEZ has been made available.
- ◆ Provided Lift
- ◆ Constructions/Provisions of Toilet
- ◆ Earmarking of parking place has been done.
- ◆ Provision for disabled-friendly building has been made.
- ◆ Appointed Liaison officer for welfare of PwDs.

(K) Coffee Board

The Coffee Board has a multi-dimension approach by creating an enabling environment keeping in view the overall Welfare and Development of the PwD employees.

(L) Indian Institute of Foreign Trade (IIFT)

IIFT implements the reservation policy in admissions and recruitment in accordance with any Act of Parliament for the time being in force.

3. PROGRAMMES UNDERTAKEN FOR WELFARE OF WOMEN

An independent Women Cell has been set up in the Department of Commerce with the following functions:

- ◆ Coordination with the Ministry of Women and Child Development, National Commission for Women and other concerned agencies in respect of the matters connected with welfare and economic empowerment of women and other related issues.
- ◆ To review plan schemes and other programmes of the Department of Commerce and to ensure that the aspect of women's welfare, development and empowerment are promoted through the programmes/schemes.
- ◆ All matters relating to Gender Budgeting and inclusion of Gender issues in the Annual Report/Performance Budget.
- ◆ Prevention and Redressal of sexual harassment at work place. Constitution of Complaints Committee in Department of Commerce, its attached/subordinate offices, PSUs, autonomous bodies etc; monitoring their performance and providing necessary help and guidance.
- ◆ Observing Awareness Week for prevention of sexual harassment of women along with Vigilance Awareness Week.
- ◆ Other incidental matters relating to the subject.

(A) The Project and Equipment Corporation of India Limited (PEC Ltd.)

PEC is a small organization having total 30 employees

(excluding employees on deputation), out of which 3 are women, as on 30.09.2021. In compliance with the terms of Section 4(1) of the Sexual Harassment of Women at Workplace (Prevention, Prohibition and Redressal) Act, 2013, 'Internal Complaints Committee' has been re-constituted in PEC for Prevention and Redressal of sexual harassment of women at workplace.

A comprehensive policy for Prevention, Prohibition and Redressal of Sexual Harassment of women employees in PEC has been adopted with the approval of the Competent Authority. During the year, no complaint has been received from any employee.

(B) Minerals and Metals Trading Corporation (MMTC Ltd.)

- ◆ Women welfare activities in MMTC are derived out of the broad guidelines of the National Policy on Women Empowerment and objectives of the Forum of Women in Public Sector (WIPS). MMTC encourages participation of its women employees in this forum. A General Manager of MMTC, a female officer is the Vice President-WIPS-APEX. Many other women employees are member of WIPS.
- ◆ The promotion policy in MMTC gives an equal opportunity of selection to deserving & meritorious candidates at every level up to below board level irrespective of gender.
- ◆ There is an active Internal Complaint Committee at Corporate Office as well as at Regional Offices to deal with sexual harassment of women at workplace. Women employees are free to approach the Complaint Committee to register any complaint related to sexual harassment. From time to time, efforts are made to sensitize women employees of their rights under the Sexual Harassment of Women at Workplace (Prevention, Prohibition and Redressal) Act 2013.
- ◆ Good representation of women employees is ensured in various functional and behavioral trainings organized by MMTC.

(C) Spices Board

The Sanctioned staff strength of Spices Board is 379

and existing strength is 279 as on 30th September 2021. Out of which, 74 are women employees. A woman (Group A level) officer of the Board has been appointed as “Women Welfare Officer” to sort out the difficulties/problems, if any, or to bring them to the notice of the higher authorities along with suggestions for possible solutions. The grievances of women employees are attended timely and properly.

(D) Directorate General of Commercial Intelligence & Statistics (DGCI&S)

A women cell has been constituted for looking after the matters related to women.

(E) Agricultural & Processed Food Products Export Development Authority (APEDA)

APEDA has formed a Committee for receiving complaints against sexual harassment against women at work places. The committee also includes women officers.

(F) Export Credit Guarantee Corporation of India Limited (ECGC Ltd.)

- ◆ Programmes on issues related to women are conducted on Women’s Day including cancer screening camps and seminars on Cancer Awareness etc.
- ◆ The company nominates women employees to programs/seminars/workshops for leadership development.
- ◆ Internal Complaints Committees are in place to deal with matters related to harassment at workplace.
- ◆ Due consideration is given to appointment of women member on recruitment and promotion panels.
- ◆ The company has a scheme for reimbursement of travel expenses incurred by women employees having infant child below two years while attending promotion panel/ official training accompanying the women employees, for the child as well as one attendant as per their respective eligibility.
- ◆ A scheme for reimbursement of Creche expenses up to a limit of Rupees 5000/- excluding taxes,

till the infant attains the age of two years is in place for women employees of ECGC Ltd.

- ◆ The company has a scheme for grant of two days special leaves to women employees till their child attains the age of 2 years.
- ◆ Pregnant women employees were extended the facility of work from home during the COVID-19 pandemic.

(G) Rubber Board

As per the Sexual Harassment of Women at work place (Prevention, Prohibition and Redressal) Act 2013, Internal Complaint Committee is constituted consisting of four members including one member from outside, who is well versed with social work activities (details published in the website of Rubber Board). The committee meeting is being held in each quarter and no complaint is reported during this period.

(H) Visakhapatnam Special Economic Zone

Constituted Internal Complaints committee under Sexual Harassment of Women at work place.

(I) Tea Board

Tea Board usually undertakes programmes for the welfare of women followed by the instructions/ guidelines issued by the Government of India from time to time.

(J) Coffee Board

The Coffee Board has a multi-dimension approach by creating an enabling environment keeping in view the overall Welfare and Development of the Women employees.

(K) Indian Institute of Foreign Trade (IIFT)

The institute has constituted Internal Complaints Committee for prevention, prohibition and redressal of sexual harassment of women at work place.

(L) The Marine Products Export Development Authority (MPEDA)

MPEDA has constituted the internal complaints Committee to deal with complaints of Sexual Harassment of women at work place.

Chapter 10

TRANSPARENCY, PUBLIC FACILITATION AND ALLIED ACTIVITIES

1. CITIZENS' CHARTER

The Department of Commerce is committed to act with integrity, judiciousness, transparency, accountability and with courtesy and understanding in dealings with the trade and public. All the services and commitments are to be delivered to citizens in most effective and efficient manner.

The Department will strive to evolve procedures in Foreign Trade Policy to maximise public benefits and is committed to simplify various requirements necessary under rules in force, in the context of a globalized and liberalized economy. We will continuously consult client groups and give timely publicity to all changes in law and procedures relevant to the Department. Standards of services provided:

S. No.	Services/Transaction	Maximum Time Limit
1.	Approval for grant of financial assistance under Market Access Initiative (MAI) scheme	3 months from the date on which proposals are received in E & MDA Division.
2.	Approval for grant of financial assistance in respect of projects under Trade Infrastructure for Export Scheme (TIES)	3 months* (*Subject to availability of complete documents and availability of funds.)
3.	Approval for setting up of Special Economic Zone (SEZ)	Placement of cases before the Board of Approval (BOA) within 60 days from the date of receipt of State Government's recommendations and complete documents; Issue of approval letter within 7 days of approval of BOA, subject to security clearance.
4.	RTI Act, 2005 i. Provide information or reject the request for any of the reasons specified in the RTI Act, 2005 ii. Disposal of appeals preferred under RTI Act, 2005	i. Within the time limits prescribed in the RTI Act, 2005. ii. Within the time limits prescribed in the RTI Act, 2005.
Public Grievance Mechanism		
5.	Resolving Public Grievances	45* days (* Subject to receipt of complete details and receipt of responses from the authority which has to take a final decision on the grievance) (* If longer period is likely to be involved, the complainant will be informed through an interim reply within 45 days.)
6.	For taking actions by the Appellate Committee on appeals preferred against statutory orders passed by DGFT, etc.	Within 3 months Note: This is subject to receipt of complete details/documents from the appellant and respondents.

2. PUBLIC GRIEVANCES

Public Grievance Cell deals with grievances of staff of this Department and offices under its control for speedy redressal. As per CPGRAMS, 7260 Public Grievances were disposed of during 01.01.2021 to 31.12.2021 (including the PMO and COVID-19 related Public Grievances). A grievance box has also been provided at the Information and Facilitation Counter situated at Gate No. 14, Udyog Bhawan, New Delhi.

3. VIGILANCE WING

The Vigilance Section in the Department, with the Joint Secretary & Chief Vigilance Officer (JS&CVO) as the Divisional Head, deals with the complaints and vigilance cases of Board level appointees working in various Public Sector undertakings, Autonomous Bodies and Commodity Boards functioning under the administrative control of the Department, Indian Trade Service officers and Group 'A' and Group 'B' officers of Department of Commerce.

The Vigilance Section also deals with matters related to AIS(Conduct) Rules and CCS (Conduct) Rules (including Annual Immovable returns of all Group A officers of the Department), furnishing of various Annual/Quarterly/Monthly reports to CVC and DoPT. Vigilance Section also handles activities such as conducting of regular and surprise inspections of sensitive offices as part of preventive vigilance, review and streamlining of procedures, which appear to afford scope for corruption or misconduct and for initiating other measures for the prevention, detection of corruption, other malpractices and punishment to the corrupt in the Department as well as its attached and subordinate offices and Public Sector Undertakings, keeping a watch on movements/visits of undesirable persons in the Department, preparation of list of officials of Doubtful Integrity/Agreed list and their postings to non-sensitive areas and also sanction for prosecution to CBI u/s 19 of Prevention of Corruption (PC) Act and permission to initiate investigation by CBI u/s 17 A of PC Act.

During the year 2021-22 (upto October 2021), about 73 investigations/inquiries were conducted and on the basis of these inquiry proceedings, in 15 cases major/minor penalties were imposed in attached and subordinate offices, PSUs, Autonomous Bodies/Commodity Boards and the Department of Commerce.

Vigilance Awareness Week was observed by conduct of workshop/sensitization programmes, pledge taking, display of banners etc. during the period 26th October 2021 to 1st November 2021 to create awareness amongst officers and staff. The Vigilance Awareness Week was observed with the theme Swatantr Bharat @75: Satyanishtha se Atmanirbharta (Independent India @75: Self Reliance with Integrity).

4. RIGHT TO INFORMATION

- ◆ The Department of Commerce (DoC) has implemented the Right to Information Act, 2005 and has put in place all necessary systems and procedures on the website of the Department.
- ◆ RTI Applications are filed online using the RTI Online Portal managed by DoPT and RTI Cell forwards/transfers the online RTI Applications/ Appeals received in the Nodal Account of

Department of Commerce to appropriate CPIO(s)/FAA/Public Authority (IES) through online portal. RTI Cell also transfers the physical RTI Applications/Appeals to different CPIOs/FAAs in DoC/other Departments/Public Authorities. Department of Commerce has provided a facilitation counter at Gate No. 14, Udyog Bhawan, New Delhi to facilitate citizens who submit their RTI applications/appeals in person.

- ◆ At present, there are 34 Central Public Information Officers (CPIOs) of Directors/Deputy Secretaries and Under Secretary level officers in the Department and 15 First Appellate Authorities (F.A.s), who are Additional Secretary/Joint Secretary/Director level officers to hear and dispose of first appeal(s) filed under the RTI Act. Shri Lakshman Rao Athukuri, Deputy Director is the Nodal CPIO of Department of Commerce and Shri Anant Swarup, Joint Secretary has been designated as Transparency Officer, Department of Commerce.
- ◆ Currently there are 31 Public Authorities (P.A.s) under the jurisdiction of Department of Commerce. Each of these P.A.s have their own Nodal CPIO, CPIOs and F.A.s for implementation of the provisions of the RTI Act. It is to be noted that Department of Commerce is itself a Public Authority. In smaller Public Authorities, mostly Nodal CPIO himself is the only CPIO of the particular public authority whereas in bigger Public Authority like Department of Commerce, DGFT etc, Nodal CPIO acts as Central Point for disbursing RTI/ Appeal to appropriate CPIO(s)/FAA and is responsible for all matters of RTI pertaining to that Public Authority including Annual Conduct of Transparency Audit, Issue of User ID/Password to individual CPIOs for accessing RTI Online and form the interface with DoPT and Central Information Commission for all RTI Matters.
- ◆ During the period from January to December 2020, 603 RTI applications were disposed of by different CPIOs of this Department and 540 applications were transferred to other Public

Authorities. During the same period, 53 appeals were also disposed of by different FAAs of this Department as per provisions of the RTI Act.

- ◆ During the period from January to October 2021, 407 applications were disposed of by different CPIOs of this Department and 628 applications were transferred to other Public Authorities. During the same period, 46 appeals were disposed of by different FAAs of this Department as per provisions of the RTI Act.

5. OFFICIAL LANGUAGE

The Official Language Division monitors the progressive use of the Hindi and implements the Official Language Policy set out by the Department of Official Language in the official work of the Department. The activities of Official Language Division during 2021- 2022 are as follows:-

(A) Meeting of Hindi Salahkar Samiti

There is a Hindi Salahkar Samiti in the Department of Commerce to review the progressive use of Hindi in official work of the Department as well as various organizations under its administrative control. The reconstitution of Hindi Salahkar Samiti in the Department is under process.

(B) Committee of Parliament on Official Language

During the year 2021-22, the Committee of Parliament on Official Language inspected organizations under Department of Commerce wherein Joint Secretary (Official Language In-charge) and Director (Official Language) participated. The assurances given during these meetings were communicated to the concerned organization for their early fulfilment.

(C) Rajbhasha Incentive

(i) Hindi Fortnight

Hindi Fortnight was organized in the Department during 16th-30th September 2021. During this fortnight 7 competitions viz. Rajbhasha knowledge and Hindi Anuvaad, Essay writing, Noting and Drafting, Hindi Typing, Recitation, Dictation and extempore speech in Hindi were organized. The prize money was 5000/- (first), 3000/-(second), 2000/- (third) and 1000/- (Consolation). The Officials of the Department participated enthusiastically in these competitions.

This year an award function was organized.

(ii) Annual Special Incentive Scheme

To encourage the officials of the Department to do optimum official work in Hindi, an "Annual Special Incentive scheme" has been initiated under which a cash prize of Rs. 5,000/- (first) 4000/- (Second) and 3000/- (third) each will be awarded. Under this scheme, a provision has been made to provide a total number of 60 prizes (for Hindi and non-Hindi speaking officials). During the year 2021-22, under this scheme 27 Officials of the Department were provided Cash awards.

(iii) Organisation of Hindi Workshops

To encourage the use of Hindi by officials of the Department in their official work, workshops are organized.

(iv) Organisation of OLIC Meeting

To review the progress of Hindi in official work in Department of Commerce, meetings of Official Language Implementation Committee are organised in every quarter. During the year 2021-22, meetings of Official Language Implementation Committee were organised from time to time.

(v) Rajbhasha Shield Yojna for Attached/ Subordinate Offices

This incentive scheme is being implemented in the Department for its attached/subordinate offices for many years. Under this scheme shields/trophies are awarded to the offices for their performances in the field of official language. The performances of the offices are evaluated by a committee on the basis of the information provided in prescribed performa and relevant documents submitted by them.

(D) Inspections

The progress made in promoting the use of Hindi in the organizations under the control of the Department is monitored and reviewed through their Quarterly Progress Reports and Inspections. To review the status of progressive use of Hindi in official work, inspections of some offices of Department of Commerce were also carried out by the officials of Hindi Division.

Apart from this, to review the progressive use of Hindi and to extend necessary support, inspection was done in various sections/division of the Department.

6. E-GOVERNANCE

Project Activities undertaken by NIC for Department of Commerce:

- ◆ **Department of Commerce Website:** A new responsive, bilingual website with user friendly presentation of the contents and enhanced look & feel has been designed and developed according to W3C Guidelines and the Guidelines for Indian Government Websites (GIGW). The Grievance Monitoring System for the Department of Commerce has also been integrated with this portal. Applicants can record their grievance online and track the status of their grievance online. A robust Workflow based processing has also been developed for processing these grievances by the Department. The website and Grievances monitoring system has been hosted on NIC cloud and continuous enhancements are being performed. STQC audit of the website is also in progress after which this site will be GIGW compliant.
- ◆ **PM Dashboard of Dashboard (Prayas) - KPIs Integration:** Integration of KPIs for Department of Commerce in PM Dashboard of Dashboards PRAYAS: Six KPIs relating to Import/Export and Service Trade have been integrated and data is being pushed at 3 stages namely Preliminary, Provisional and Final for a particular month. Intuitive visualization has been developed on these KPIs for the view of Hon'ble PM of India. Viewing rights of the Prayas Dashboard are provided to all the Ministers. All the Ministers were given Demonstration/Training on the Dashboard.
- ◆ **E-Office Implementation in various Autonomous Bodies under DoC:** e-office is being implemented in various autonomous bodies/institutions under DoC. The necessary consultancy/coordination for the same is being done by NIC-DoC. All 7 SEZs have been taken on-board on Commerce e-office instance and e-office has been implemented. Training has also been provided to all the officials of the SEZs. The implementation of e-office in MMTC has been completed and for ITPO e-office is under implementation.
- ◆ **Upgradation of India's Trade related Databases / Systems:** The trade related databases on country export and import namely Monthly Export Import Data Bank (MEIDB) and Export Import Data Bank (EIDB) system based on 8-digit HS code classification of Commodities and Foreign Trade of Principal Commodities and Countries (FTSPCC) and Foreign Trade Performance Analysis (FTPA) system based on principal commodity classification providing country wise and principal commodity wise exports and imports of the country are being upgraded with latest open source technology. These systems are under security audit clearance for implementation on cloud.
- ◆ **Dashboard for the Department of Commerce:** To monitor the various trade Statistics and other activities of the Department of Commerce, a dashboard has been created using Business Intelligence (BI) tools. The dashboard for public viewing has been placed at Department's website while other version having the internal issues also, is available at Intranet portal for viewing by the officers in the Department. The dashboard is deployed at NIC Cloud environment. The URLs for the dashboard are <https://dashboard.commerce.gov.in> and <https://intradashboard.commerce.gov.in>
- ◆ **Trade Analytics Dashboard:** To monitor and present the country's trade details in better presentable form, a dashboard on country's merchandise trade is being developed with the help of Centre Excellence for Data Analytics (CEDA) of NIC. DGCI&S's monthly trade data based on 8-digit HS Code classification of commodities and principal commodities are to be used for providing trend analysis of country-wise and commodity-wise trade of the country. The dashboard is to be implemented at NIC Cloud environment
- ◆ **System for Reporting by Indian Missions Abroad:** A web based system is being developed

for reporting by the Indian Commercial Missions abroad. The missions can report on country specific monthly, quarterly and annual data on trade in goods, services, trade defence measures, trade promotion activities conducted, investments, logistics etc. The system is deployed in NIC Cloud environment.

◆ **Maintenance of Trade related Databases/ Systems:**

The trade related databases on country export and import are being maintained. It includes Export Import Data Bank (EIDB) system based on 8-digit HS code classification of Commodities and Foreign Trade of Principal Commodities and Countries (FTSPCC) system based on principal commodity classification providing country wise and principal commodity wise exports and imports of the country. The systems are being updated with latest data available from DGCI&S. The systems are accessible on Internet from Department of Commerce website.

◆ **The Intranet Portal of Department of Commerce:** The Intranet Portal has various applications for the Department users.

- Conference Rooms Booking System (CRBS) provides on-line booking of the conference rooms and equipment's (Laptop, LCD projector and overhead projector) for the meetings and query on the availability of the room through Intranet Portal.
- Electronic Requisition System for Stationery Items (ERSSI) facilitates the users in the Department in electronic submission of their requisition for stationery items and query on the status of their requests through Intranet Portal.
- VIP Reference Monitoring System is implemented to monitor the timely processing and action taken on the VIP references received in the Department through the Commerce Secretary Office.
- System for Processing of Pre-Budget Proposals is implemented to consolidate process and monitor the pre-budget proposals received from different organizations/ agencies and trading

communities through its Commodity/ Territorial divisions in the Department as an annual exercise.

- A centralized for Dissemination of OM/ Orders/Notices/Circular in the Department has been created to maintain and disseminate the Office Memorandum/ Office Orders/ Notices / Circulars issued by the sections/divisions in the Department time to time.

◆ **Access to World Trade Atlas:** The Department of Commerce has an agreement with M/s IHS Global Limited, UK for providing access of trade database called World Trade Atlas of more than 80 countries in lieu of Indian Trade Data from DGCI&S. A secure access control mechanism has been devised to provide access for the Global Trade Atlas (GTA) on Connect to the authorized users only. User creation on GTA system and coordination between DGC&IS and IHS Global Limited for any issue/clarification related to transfer of trade data is being done by NIC.

◆ Coordination for NIC Cloud Infrastructure Allocation for:

- Spices Board
- Rubber Board
- Coffee Board
- Export Councils of India
- Special Export Processing Zones (SEZ)
- APEDA
- MPEDA
- MMTC
- EIC
- Logistics Division
- ITPO
- Tea Board
- STC
- DGTR
- GeM

◆ **FMS Services:** team of NIC officers providing following Network Services over NICNET:

- Email Services
- Network Management
- VC Services
- Anti-Virus Deployment
- OS Patch Management
- VPN Services

◆ **Support on Central Projects:** Support on Central ICT Projects such as:

- E-Office
- SPARROW
- PFMS
- CPGRAMS
- RTI-MIS
- PRAGATI
- Bhavishya- Online Pension and Payment Tracking System
- LIMBS
- Anubhav
- E-Visitor
- ACC Vacancy Monitoring System.

7. COMMERCIAL WINGS IN INDIAN MISSIONS/ POSTS ABROAD

Commercial Wings are part of 105 Indian Missions abroad for facilitating and promoting Indian Trade. They serve as an extension of the Department of Commerce (DoC) to coordinate, disseminate responses from the government and report on the significant trade and economic developments in the mission country. The commercial representative in the commercial wings is the first contact in the mission for economic operators from the private and public sectors. Out of the 105 commercial wings, 2 Missions have a special commercial orientation - the Permanent Mission of India to the World Trade Organization, Geneva and the Department's Mission at Brussels.

The budget for the commercial wings is provided by the Department of Commerce. However, the administrative control over these posts is with the

Ministry of External Affairs (MEA). Most of these posts are filled up by the MEA through Foreign Services Board process. In order to strengthen the Commercial Wings and increase their activities, budgetary allocation for these offices have been augmented from time to time. The budget provisions have been enhanced from Rs. 172.54 crore in BE 2017-18 to Rs. 200.00 crore in BE 2021-22.

The Commercial Wings of our Missions abroad focus on various tasks relating to India's trade with the concerned host country. It involves:

- ◆ Collection and transmission of trade, economic and investment information.
- ◆ Monitoring of economic, commercial and trade policy developments; monitoring of bilateral economic and commercial relations, both at the Government-level as well as at the level of business communities of the two countries.
- ◆ Market research, surveys and critical analysis of ongoing trade.
- ◆ Trade and investment promotion including the handling of trade and investment enquiries, promotion of merchandise & services trade, promotion of investment & joint ventures and assistance in resolution of trade disputes.
- ◆ Analysis of emerging trends relating to multilateral and regional institutions with a focus on India's trade and investment etc.

The functioning of commercial representatives in all the Indian missions was reviewed, recently, by the Hon'ble Commerce and Industry Minister and the Hon'ble External Affairs Minister, through video conferencing, on 30.04.2020 and 20.04.2021. All the missions who participated in the VC were given detailed instructions to work on matters related to country's trade interests. In pursuant to the directions given by the Hon'ble Ministers, following actions have been taken:

- ◆ A modified proforma to capture matters related to tourism, trade, technology, resolution of non-tariff barriers has been shared with missions for keeping track of action taken and providing regular feedback.

- ◆ Guidance notes for the missions in consultation with the Ministry of Tourism and Department of Science and Technology, highlighting various actionable areas under tourism and technology have been prepared and shared with the Missions.
- ◆ All the missions are reporting on the important directions given during the meeting. The reports are being examined by the territorial divisions for suitable action.

Other initiatives towards streamlining the work to the Commercial wings include:

- ◆ Taking various initiatives during COVID-19 viz. identifying 1054 major product lines related to critical intermediates/supplies which India imports from China and advising our businesses/industry bodies to hedge against disruption and secure these supplies from alternate locations. In addition, identifying 550 product lines where both India and China are major exporters and in which exporters can explore the possibility of supporting other countries in procuring supplies from India to maintain their economy in this time of crisis. Support of our overseas missions was sought in furthering these objectives by way of requesting them to explore such sourcing and export opportunities in their respective countries and guide our exporters in this regard.
- ◆ Focusing on emerging trade developments in certain territories and identifying potential opportunities. A commodity-wise analysis was carried out and potential for India to enhance its exports to certain territories was shared with selected missions to pursue these export opportunities.
- ◆ Web based Reporting: The Department of Commerce has operationalized a portal to enable submissions on the revised proforma (capturing all the three aspects of trade, technology and tourism) online. The online dashboard is expected to markedly improve the reporting, data management and performance evaluation of the commercial wings.
- ◆ Reporting Trade Opportunities in Real Time: Missions have been advised to pro-

actively focus their efforts in alerting Export Promotion Councils/Exporters to export opportunities in their respective countries on real time basis. Missions have been asked to post export opportunities especially those based on public tenders on the India Trade portal serviced by FIEO. Some of the missions have commendably supported these objectives through regular submissions.

A virtual meeting addressed by Hon'ble PM on 6th August 2021 for launch of a national effort to achieve merchandise exports of US\$ 400 billion in FY 2021-22 was held with all the Ambassadors/High Commissioners and their Commercial/Economic Wings.

8. AZADI KA AMRIT MAHOTSAV (AKAM)

To commemorate Azadi Ka Amrit Mahotsav, the Department of Commerce organised 'Vanijya Saptah' from 20th to 26th September 2021 with an objective to highlight how India is empowering every stakeholder in the international trade ecosystem to produce quality products which can stand the global competition – Make in India for the world. To that end the Department of Commerce worked in collaboration with State Governments, UT administrations and all relevant stakeholders in the export process throughout the country to set up a week long string of activities.

Various activities organised during week long programme on the themes or the aspirational goals like (i) Towards Greater Self Reliance (ii) Showcasing India: A Rising Economic Force (iii) Green and Swachh SEZs (iv) Vanijya Utsav (v) From Farm to Foreign Lands, which the Government is pursuing in arena of International trade with Central idea of attaining excellence in terms of quality of the products which can withstand global competition, a sine qua non for achieving the goal of Make in India for the World.

Events organised were a fusion of business and celebration as part of the Azadi Ka Amrit Mahotsav. All the events were widely and enthusiastically participated just not by the primary stakeholders of trade i.e. the exporters but also by States Governments / UTs Administrations, Export Promotion Councils, Industries, Traders, Producers, Plantation workers,

MSMEs and other stakeholders on Pan India basis covering around 700 districts. All the events around the five themes were a resounding success as

every State and Union Territory along with all the stakeholders participated with exuberance.



Hon'ble Minister for Commerce and Industry Shri Piyush Goyal inaugurates the week long festivities of Vanijya Saptah from Noida SEZ

Attached Offices/ Subordinate Offices/ Autonomous Bodies/ Public Sector Undertakings/ Export Promotion Councils/Other Organizations under the Department of Commerce**Attached Offices**

1. Directorate General of Foreign Trade, Udyog Bhavan, New Delhi – 110107.
2. Directorate General of Trade Remedies, Jeevan Tara Building, 4th Floor, 5, Parliament Street, New Delhi-110001.
Ph.:011-23348653, 23348654

Subordinate Offices

1. Directorate General of Commercial Intelligence and Statistics, 565, Anandapur, Ward No. 108, Sector- 1, Plot No. 22, ECADP Kolkata – 700107 Phone: 91.33.24434055(4 lines) Fax: +91.33.24434051
2. Cochin Special Economic Zone, Administrative Building, Kakkanad, Kochi – 600030, Kerala.
3. Falta Special Economic Zone, IInd MSO Building, 4th Floor, R.No. 44, Nizam Palace Complex, 234/4, AIC Bose Road, Kolkata – 700020, West Bengal.
4. MEPZ Special Economic Zone, National Highway 45, Administrative Office Building, Tambaram, Chennai – 600045, Tamil Nadu.
5. Kandla Special Economic Zone, Gandhidham, Kutch-370230, Gujarat.
6. SEEPZ Special Economic Zone, Andheri (East), Mumbai – 400096, Maharashtra.
7. Visakhapatnam Special Economic Zone, Administrative Building, Duvvada, Visakhapatnam – 530046, Andhra Pradesh.
8. Noida Special Economic Zone, Noida Dadri Road, Phase-II, Noida – 201305, Distt. Gautam Budh Nagar, Uttar Pradesh.
9. Pay and Accounts Office (Commerce), Udyog Bhavan, New Delhi - 110107.
10. Pay and Accounts Office (Supply Division), Jeevan Tara Building, 2nd Floor, 5, Parliament Street, New Delhi-110001.

Autonomous Bodies

1. Coffee Board, 1, Dr. B.R. Ambedkar Veedhi, Bangalore – 560001, Karnataka.
2. Rubber Board, Sub-Jail Road, P.B. No.1122, Kottayam – 686002, Kerala.
3. Tea Board, 14, BTM Sarani, Brabourne Road, P.B. No.2172, Kolkata – 700001, West Bengal.
4. Tobacco Board, P.B.No.322, Guntur – 522004, Andhra Pradesh.
5. Spices Board, Sugandha Bhavan, N.H. Bypass, PB-2277, Palarivattom P.O. Kochi – 682025, Kerala.
6. Marine Products Export Development Authority, MPEDA House, Panampilly Avenue, Kochi – 682036, Kerala.
7. Agricultural & Processed Food Products Export Development Authority, NCUI Building, Siri Institutional Area, August Kranti Marg, New Delhi – 110016.
8. Export Inspection Council of India, 3rd Floor, NDYMCA Cultural Centre Building, 1, Jai Singh Road, New Delhi-110001.
9. Indian Institute of Foreign Trade, B-21, Institutional Area, South of IIT, New Delhi – 110016.

10. Indian Institute of Packaging, B-2, MIDC Area, P.B.No. 9432, Andheri (East), Mumbai – 400096, Maharashtra.

Public Sector Undertakings

1. State Trading Corporation of India, Jawahar Vyapar Bhavan, Tolstoy Marg, New Delhi - 110001.

Subsidiary of STC

- STCL Ltd., No. 7A, “STC Trade Centre”, 3rd Floor, Nandini Layout, Bengaluru – 560096, Karnataka.
2. MMTC Ltd., Scope Complex, 7, Institutional Area, Lodhi Road, New Delhi - 110003.
3. PEC Ltd, “Hansalaya”, 15, Barakhamba Road, New Delhi - 110001.
4. Export Credit Guarantee Corporation of India Ltd., 10th Floor, Express Towers, P.B. No. 373, Nariman Point, Mumbai - 400021, Maharashtra.
5. India Trade Promotion Organization, Pragati Maidan, Mathura Road, New Delhi – 110001.

Special Purpose Vehicle

1. Government e Marketplace SPV (GeM SPV), Jeevan Bharti Building, Connaught Place, New Delhi 110 001

List of the EPCs under the Department of Commerce

1. **Chemexcil**, Jhansi Castle (4th Floor), 7-Cooperage Road, Mumbai-400039, Maharashtra (Tel. 022-22021288, 2021330; Fax: 022-2026684).
2. **The Cashew Export Promotion Council of India**, Cashew Bhawan, Mundakkal West, Kollam — 691001, Kerala (Tel: 0474-2742704, Fax: 0484-2377973)
3. **CAPEXIL**, Vanijya Bhavan, International Trade Facilitation Centre, 1/1 Wood Street, 3rd Floor, Kolkata-700016, West Bengal (Tel. 033-22890524/25; Fax: 033-22891724).
4. **Council for Leather Exports**, 1, Sivaganga Main Road, Seetha Nagar, Nungambakkam, Chennai, Tamil Nadu-600034 (Tel. 044-48684380 – 84)
5. **EEPC India**, Vanijya Bhavan, International Trade Facilitation Centre, 1st Floor, 1/1 Wood Street, Kolkata-700016, West Bengal (Tel. 033-22890651/52; Fax: 033- 22890654).
6. **Export Promotion Council for EOUs & SEZs (EPCES)**, Flat No. 101 A, 10th Floor, Himalaya House, 23, Kasturba Gandhi Marg, New Delhi – 110001 (Tel. 011-23329766 - 69; email: epces@epces.in).
7. **The Gem & Jewellery Export Promotion Council**, Office No. AW — 1010, Tower — A, G- Block, Bharat Diamond Bourse, Next to ICICI Bank, Bandra — Kuria Complex, Bandra (E), Mumbai 400051 (Tel: 022-23821801 /06, Fax: 022-23808752)
8. **The Plastics Export Promotion Council**, Dynasty Business Park, Ground Floor B-Wing, Office No. 2, Chakala, Andheri East, Mumbai, Maharashtra 400 059 (Tel: 022-4017 0000)
9. **The Sports Goods Export Promotion Council**, 1-E/6, Swami Ram Tirth Nagar, Jhandewalan Extension, New Delhi- 110055 (Tel. 011-23516183; Fax: 011-23632147).
10. **Shellac & Forest Products Export Promotion Council (SHEFEXIL)**, Vanijya Bhavan, International Trade Facilitation Centre, 2nd Floor, 1/1 Wood Street, Kolkata-700016, West Bengal (Tel. 033-22834417/697; Fax: 033-22834699).
11. **Pharmaceuticals Export Promotion Council of India (PHARMEXCIL)**, 101, Aditya Trade Centre, Ameerpet, Hyderabad-500038, Andhra Pradesh (Tel. 23735462/66; Fax: 23735464).

12. **Services Export Promotion Council**, DPT – 417, 4th Floor, Prime Towers, Plot No. 79 & 80, Pocket – F, Okhla Industrial Area Phase – I, New Delhi – 110020 (Tele: 011-43562656, 011-45626332, 011-46605216)
13. **Project Export Promotion Council of India**, 411, Surya Kiran Building (4th Floor), 19, Kasturba Gandhi Marg, New Delhi - 110001 (Tel. 91-11-41514673, 41563287).
14. **Indian Oilseeds and Produce Export Promotion Council**, 78-79 Bajaj Bhawan, Nariman Point, Mumbai-400021, Maharashtra (Tel. 022-22023225; Fax: 022-22029236).

Other Organizations

1. Federation of Indian Export Organizations, Niryat Bhawan, Rao Tula Ram Marg, Opp. Army Hospital (Research& Referral), New Delhi-110057.
2. Indian Diamond Institute, Katargam, GIDC, Sumul Dairy Road, P.B. No. 508, Surat-395008, Gujarat.
3. Footwear Design & Development Institute, A-10/A, Sector-24, Noida – 201301, Gautam Budh Nagar, Uttar Pradesh.
4. National Centre for Trade Information, NCTI Complex, Pragati Maidan, New Delhi – 110001
5. Price Stabilisation Fund Trust, Room No.2003. 20th Floor, Jawahar Vyapar Bhawan, Tolstoy Marg, Connaught Place. New Delhi - 110001.
6. India Brand Equity Foundation, 20th Floor, Jawahar Vyapar Bhawan, Tolstoy Marg, New Delhi-110001

ANNEXURE - B

**Statement showing total number of Government employees and the number of SCs/ STs/ OBCs/EWSs as on 30.09.2021
in Department of Commerce (Proper) and its associate organizations**

1	Name of organisation	Group	Total no. of Employees (as on 30.09.2021)	Total no. of candidates recruited during the period Jan-Sep.2021	No. of SC Emp.	No. of SC category candidates recruited during the period Jan-Sep.2021	No. of ST Emp.	No. of ST category candidates recruited during the period Jan-Sep.2021	No. of OBC Emp.	No. of OBC category candidates recruited during the period Jan-Sep.2021	No. of EWS Emp.	No. of EWS category candidates recruited during the period Jan-Sep.2021	No. of vacancies reserved for SC, ST, OBC & EWS which remained unfilled as on 30.09.2021	Remarks
2			3	4	5	6	7	8	9	10	11	12	13	14
Department of Commerce (Proper)		Group A	157	0	21	0	4	0	17	0	0	0	0	For the recruitment of Group A officers, post of CSSS, CSCS, CSS Cadre, DoPT is Cadre Controlling Authority. For Ex. Cadre (JTO & STO), is done by Rajbhasha Vibhag. Department implements promotion/ posting/transfer orders issued by Cadre Controlling Authorities. Therefore, the information is 'Nil'.
		Group B	188	0	24	0	7	0	24	0	0	0	0	
		Group C (excluding Safai Karmchhari)	158	8	38	0	11	0	38	3	1	1	For MTS (OBC-6, EWS - 5, ST-I)	
		Group C (Safai Karmchhari)	0	0	0	0	0	0	0	0	0	0	0	
Supply Division		Group A	63	0	9	0	6	0	10	0	0	0	0	In respect of IIS&SS Cadres, these are declared as dying further to wind up of DGS&D So far CSS, CSCS, CSSS is concerned, DOPT is Cadre Controlling Authority and hence recruitment is being done by DOPT only.
		Group B	58	0	12	0	4	0	10	0	0	0	0	
		Group C (excluding Safai Karmchhari)	35	0	15	0	2	0	3	0	0	0	0	

Name of organisation	Group	Total no. of Employees (as on 30.09.2021)	Total no. of candidates recruited during the period Jan-Sep.2021	No. of SC Emp.	No. of SC category candidates recruited during the period Jan-Sep.2021	No. of ST Emp.	No. of ST category candidates recruited during the period Jan-Sep.2021	No. of OBC Emp.	No. of OBC category candidates recruited during the period Jan-Sep.2021	No. of EWS Emp.	No. of EWS category candidates recruited during the period Jan-Sep.2021	No. of vacancies reserved for SC, ST, OBC & EWS which remained unfilled as on 30.09.2021	Remarks
1	2	3	4	5	6	7	8	9	10	11	12	13	14
	Group C (Safai Karmchhari)	0	0	0	0	0	0	0	0	0	0	0	
Government e-Marketplace (GeM)	Group A	67	5	0	0	0	0	0	0	0	0	NA	Out of the total 71 employees as on 30.09.2021, the number of Government employees on deputation is 21, out of which 17 are Group-A and 4 are Group-B. The remaining 50 employees are of PMU and SPV Market. The number of Government employees recruited during January-September 2021 is 1 and the number of PMU and SPV Market is 4.
	Group B	4	0	0	0	0	0	0	0	0	0	NA	
	Group C (excluding Safai Karmchhari)	0	0	0	0	0	0	0	0	0	0	NA	
	Group C (Safai Karmchhari)	0	0	0	0	0	0	0	0	0	0	NA	
SUB TOTAL (A)		730	13	119	0	34	0	102	3	1	1	12	
Attached Offices under Department of Commerce													
Directorate General of Foreign Trade (DGFT)	Group A	123	3	22	0	7	0	20	2	2	0	0	A ban was imposed by the Committee of Secretaries on direct recruitment of Group C&D posts in DGFT.

Name of organisation	Group	Total no. of Employees (as on 30.09.2021)	Total no. of candidates recruited during the period Jan-Sep.2021	No. of SC Emp.	No. of SC category candidates recruited during the period Jan-Sep.2021	No. of ST Emp.	No. of ST category candidates recruited during the period Jan-Sep.2021	No. of OBC Emp.	No. of OBC category candidates recruited during the period Jan-Sep.2021	No. of EWS Emp.	No. of EWS category candidates recruited during the period Jan-Sep.2021	No. of vacancies reserved for SC, ST, OBC & EWS which remained unfilled as on 30.09.2021	Remarks
1	2	3	4	5	6	7	8	9	10	11	12	13	14
	Group B	284	0	53	0	24	0	12	0	0	0	SC-28, ST-09, OBC-17	There is a ban on direct recruitment of Group C posts in DGFT imposed by Committee of Secretaries since 1996. Therefore, no recruitment in Group C has been made. Mode of recruitment in Group B (Gazetted) is 100% through promotion.
	Group C (excluding Safai Karmchhari)	466	0	133	0	31	0	31	0	0	0	SC-84, ST-62, OBC-121, EWS-10	
	Group C (Safai Karmchhari)	1	0	1	0	0	0	0	0	0	0	SC-02, ST-01	
	SUB TOTAL (B)	874	3	209	0	62	0	63	2	2	0	334	

Subordinate offices under Department of Commerce

Directorate General of Commercial Intelligence and Statistics (DGCI&S)	Group A	20	0	6	0	0	0	3	0	0	0	Controlled by Cadre Controlling Authority	
	Group B	132	0	33	0	14	0	4	0	0	0	SC-9, ST-6, OBC-1	
	Group C (excluding Safai Karmchhari)	87	0	12	0	8	0	33	0	0	0	SC-20, ST-5, OBC-14, EWS-16	
	Group C (Safai Karmchhari)	1	0	0	0	0	0	0	0	0	0	0	

Name of organisation	Group	Total no. of Em- ployees (as on 30.09. 2021)	Total no. of can- didates recruited during the pe- riod Jan- Sep.2021	No. of SC Emp.	No. of SC category candi- dates recruited during the pe- riod Jan- Sep.2021	No. of ST Emp.	No. of ST category candi- dates recruited during the pe- riod Jan- Sep.2021	No. of OBC Emp.	No. of OBC category candi- dates recruited during the pe- riod Jan- Sep.2021	No. of EWS Emp.	No. of EWS category candi- dates recruited during the pe- riod Jan- Sep.2021	No. of vacancies reserved for SC, ST, OBC & EWS which remained unfilled as on 30.09.2021	Remarks
1	2	3	4	5	6	7	8	9	10	11	12	13	14
MEPZ SEZ	Group A	3	1	2	1	0	0	0	0	0	0	0	
	Group B	71	2	14	0	0	0	2	1	0	0	0	
	Group C (ex- cluding Safai Karmchhari)	22	0	13	0	1	0	1	0	0	0	1*	*To fill one vacancy of Steno Gr. III in SC category, request sent to SSC through Ministry for a candidate.
	Group C (Safai Karmchhari)	0	0	0	0	0	0	0	0	0	0	0	
Kandla SEZ	Group A	3	0	1	0	0	0	0	0	0	0	0	
	Group B	22	0	1	0	1	0	7	0	0	0	0	
	Group C (ex- cluding Safai Karmchhari)	34	0	4	0	0	0	10	0	0	0	2 (SC)	
	Group C (Safai Karm- chhari)	2	0	2	0	0	0	0	0	0	0	0	
Vishakha- ptnam SEZ	Group A	4	1	0	0	0	0	0	0	0	0	0	
	Group B	13	2	1	0	1	0	1	0	0	0	0	
	Group C (ex- cluding Safai Karmchhari)	10	0	0	0	0	0	0	0	0	0	0	
	Group C (Safai Karm- chhari)	0	0	0	0	0	0	0	0	0	0	0	

Name of organisation	Group	Total no. of Employees (as on 30.09.2021)	Total no. of candidates recruited during the period Jan-Sep.2021	No. of SC Emp.	No. of SC category candidates recruited during the period Jan-Sep.2021	No. of ST Emp.	No. of ST category candidates recruited during the period Jan-Sep.2021	No. of OBC Emp.	No. of OBC category candidates recruited during the period Jan-Sep.2021	No. of EWS Emp.	No. of EWS category candidates recruited during the period Jan-Sep.2021	No. of vacancies reserved for SC, ST, OBC & EWS which remained unfilled as on 30.09.2021	Remarks
1	2	3	4	5	6	7	8	9	10	11	12	13	14
Falta SEZ	Group A	5	0	1	0	0	0	1	0	0	0	0	
	Group B	18	0	2	0	1	0	0	0	0	0	0	
	Group C (excluding Safai Karmchari)	7	0	4	0	0	0	1	0	0	0	0	
	Group C (Safai Karmchari)	0	0	0	0	0	0	0	0	0	0	0	
Indore SEZ	Group A	1	0	0	0	0	0	0	0	0	0	0	All candidates are appointed on deputation basis as there is no direct recruitment.
	Group B	13	0	3	0	3	0	1	0	0	0	0	
	Group C (excluding Safai Karmchari)	0	0	0	0	0	0	0	0	0	0	0	
	Group C (Safai Karmchari)	0	0	0	0	0	0	0	0	0	0	0	
Noida SEZ	Group A*	5	0	0	0	0	0	0	0	0	0	0	* All deputation posts ** 17 deputation posts
	Group B**	22	0	2	0	1	0	5	0	0	0	0	
	Group C (excluding Safai Karmchari)	33	0	7	0	3	0	11	0	0	0	0	
	Group C (Safai Karmchari)	0	0	0	0	0	0	0	0	0	0	0	

Name of organisation	Group	Total no. of Em- ployees (as on 30.09. 2021)	Total no. of can- didates recruited during the pe- riod Jan- Sep.2021	No. of SC Emp.	No. of SC category candi- dates recruited during the pe- riod Jan- Sep.2021	No. of ST Emp.	No. of category candidates recruited during the pe- riod Jan- Sep.2021	No. of OBC Emp.	No. of category candi- dates recruited during the pe- riod Jan- Sep.2021	No. of EWS Emp.	No. of EWS category candi- dates recruited during the pe- riod Jan- Sep.2021	No. of vacancies reserved for SC, ST, OBC & EWS which re- mained un- filled as on 30.09.2021	Remarks
1	2	3	4	5	6	7	8	9	10	11	12	13	14
Cochin SEZ	Group A	3	0	1	0	1	0	0	0	0	0	0	Out of the 30 Security Guards under Group C, 23 security guards are working on contract basis
	Group B	25	0	3	0	2	0	5	0	0	0	0	
	Group C (ex- cluding Safai Karmchhari)	17	0	1	0	1	0	9	0	0	0	0	
	Group C (Safai Karm- chari)	0	0	0	0	0	0	0	0	0	0	0	
SEEPZ SEZ	Group A	11	4	6	3	0	0	0	0	0	0	0	
	Group B	70	8	10	0	6	1	7	3	0	0	0	
	Group C(excluding Safai Karm- chari)	43	0	9	0	2	0	17	0	0	0	OBC-6,SC-3, ST-2, EWS-I	
	Group C (Safai Karm- chari)	0	0	0	0	0	0	0	0	0	0	0	
SUB TOTAL (C)		697	18	138	4	45	1	118	4	0	0	86	
Autonomous Bodies and Commodity Boards under Department of Commerce													
Spices Board	Group A	77	0	11	0	6	0	20	0	0	0	3 (SC),1(ST) and 1 (OBC) to be filled by Direct Recruitment	*No appointments after 22.02.2017 have been made as per the order received from the MoC vide letter No. F No. 5/2015-Plant

Name of organisation	Group	Total no. of Employees (as on 30.09.2021)	Total no. of candidates recruited during the period Jan-Sep.2021	No. of SC Emp.	No. of SC category candidates recruited during the period Jan-Sep.2021	No. of ST Emp.	No. of ST category candidates recruited during the period Jan-Sep.2021	No. of OBC Emp.	No. of OBC category candidates recruited during the period Jan-Sep.2021	No. of EWS Emp.	No. of EWS category candidates recruited during the period Jan-Sep.2021	No. of vacancies reserved for SC, ST, OBC & EWS which remained unfilled as on 30.09.2021	Remarks
1	2	3	4	5	6	7	8	9	10	11	12	13	14
	Group B	98	0	13	0	15	0	26	0	0	0	3 (SC), 1(ST) & 9(OBC) to be filled by Direct recruitment	(Coord) dated 22.02.2017 except one post of Scientist-B. Ministry vide its letter No. 5/6/2018-Plant-D dated 04.02.2020 has approved the restructuring proposal of the Spices Board. As per the approval, the Ministry has advised to fill up the vacant post within the strength of 379 by promotion/Selection in the ensuing 3 years as per approved Recruitment Rules. Spices Board has submitted the draft Recruitment Regulations (RR) to the Department of Commerce, New Delhi for approval. On approval of the RR filling up the vacant posts would be resumed including reservation for EWS
	Group C(excluding Safai Karm-chari)	104	0	16	0	10	0	39	0	0	0	2 (SC), 2 (ST) and 3 (OBC) to be filled by Direct Recruitment. EWS*	
	Group C (Safai Karm-chari)	0	0	0	0	0	0	0	0	0	0	0	

Name of organisation	Group	Total no. of Employees (as on 30.09.2021)	Total no. of candidates recruited during the period Jan-Sep.2021	No. of SC Emp.	No. of SC category candidates recruited during the period Jan-Sep.2021	No. of ST Emp.	No. of ST category candidates recruited during the period Jan-Sep.2021	No. of OBC Emp.	No. of OBC category candidates recruited during the period Jan-Sep.2021	No. of EWS Emp.	No. of EWS category candidates recruited during the period Jan-Sep.2021	No. of vacancies reserved for SC, ST, OBC & EWS which remained unfilled as on 30.09.2021	Remarks
1	2	3	4	5	6	7	8	9	10	11	12	13	14
Rubber Board	Group A	178	0	31	0	15	0	24	0	0	0	0	<p>Vide Ministry's Letter F No. 5/1 00 4/ 2015-Plant (coord) dated 22.02.2017, the Board was instructed not to fill up any vacancies (promotion or appointment) without prior approval of the Ministry due to restructuring. Later on Ministry, vide Letter No. 6/2/ 2019-Plant C dated 27/04/2021 has given permission to fill up the promotional vacancies only. Moreover, Ministry vide letter F.No.6/09/2017-Plant-C dated 11/11/2019 had reduced the sanctioned staff strength from 1649 to 905 as part of rationalization and restructuring of Rubber Board. As on 30/09/2021 there were 1110 employees against the sanctioned strength of 905. Hence, Board is now under the process of reducing the excess staff strength to 905.</p>

Name of organisation	Group	Total no. of Employees (as on 30.09.2021)	Total no. of candidates recruited during the period Jan-Sep.2021	No. of SC Emp.	No. of SC category candidates recruited during the period Jan-Sep.2021	No. of ST Emp.	No. of ST category candidates recruited during the period Jan-Sep.2021	No. of OBC Emp.	No. of OBC category candidates recruited during the period Jan-Sep.2021	No. of EWS Emp.	No. of EWS category candidates recruited during the period Jan-Sep.2021	No. of vacancies reserved for SC, ST, OBC & EWS which remained unfilled as on 30.09.2021	Remarks
1	2	3	4	5	6	7	8	9	10	11	12	13	14
	Group B	432	0	56	0	32	0	73	0	0	0	0	
	Group C (excluding Safai Karmchhari)	500	0	71	0	47	0	168	0	0	0	0	
	Group C (Safai Karmchhari)	0	0	0	0	0	0	0	0	0	0	0	
Tea Board	Group A	62	0	8	0	4	0	18	0	0	0	*	*In the Restructuring Plan as submitted before the Ministry of Commerce & Industry, Department of Commerce, Government of India, Tea Board has projected for 312 officials (excluding the post of Chairman, Tea Board which is a non-executive post) for all categories. On the other hand, Tea Board has also been advised by the Plan-tation Division,
	Group B	112	0	18	0	5	0	30	0	0	0	0	
	Group C (excluding Safai Karmchhari)	209	0	35	0	14	0	21	0	0	0	0	
	Group C (Safai Karmchhari)	6	0	4	0	0	0	0	0	0	0	0	

Name of organisation	Group	Total no. of Employees (as on 30.09.2021)	Total no. of candidates recruited during the period Jan-Sep.2021	No. of SC Emp.	No. of SC category candidates recruited during the period Jan-Sep.2021	No. of ST Emp.	No. of ST category candidates recruited during the period Jan-Sep.2021	No. of OBC Emp.	No. of OBC category candidates recruited during the period Jan-Sep.2021	No. of EWS Emp.	No. of EWS category candidates recruited during the period Jan-Sep.2021	No. of vacancies reserved for SC, ST, OBC & EWS which remained unfilled as on 30.09.2021	Remarks
1	2	3	4	5	6	7	8	9	10	11	12	13	14
													Ministry of Commerce & Industry, Department of Commerce, Govt. of India that no vacant post should be filled up by Direct Recruitment or promotion without their prior permission vide letter No. 5/1004/2015-Plant (Coord) dated 22.02.2017. As a result, the process for filling up of vacancies has been kept pending.
Agricultural and Processed Food Products Export Development Authority (APEDA)	Group A	21	0	3	0	1	0	1	0	0	0	2	As per restructuring approved by MOC&I, the posts of Group C will not be filled up and stand abolished once the restructuring is implemented.
	Group B	29	0	6	0	1	0	4	0	0	0	1	
	Group C (excluding Safai Karmchhari)	30	0	4	0	3	0	6	0	0	0	5	

Name of organisation	Group	Total no. of Employees (as on 30.09.2021)	Total no. of candidates recruited during the period Jan-Sep.2021	No. of SC Emp.	No. of SC category candidates recruited during the period Jan-Sep.2021	No. of ST Emp.	No. of ST category candidates recruited during the period Jan-Sep.2021	No. of OBC Emp.	No. of OBC category candidates recruited during the period Jan-Sep.2021	No. of EWS Emp.	No. of EWS category candidates recruited during the period Jan-Sep.2021	No. of vacancies reserved for SC, ST, OBC & EWS which remained unfilled as on 30.09.2021	Remarks
1	2	3	4	5	6	7	8	9	10	11	12	13	14
Export Inspection Council of India (EIC)	Group C (Safai Karmchhari)	0	0	0	0	0	0	0	0	0	0	0	
	Group A	100	0	21	0	5	0	24	0	0	0	Restructuring in Progress	
	Group B	47	16	7	3	6	1	16	7	0	0		
	Group C (excluding Safai Karmchhari)	109	0	11	0	1	0	19	0	0	0		
Coffee Board	Group C (Safai Karmchhari)	0	0	0	0	0	0	0	0	0	0		
	Group A	67	0	6	0	5	0	21	0	0	0		
	Group B	129	0	22	0	7	0	27	0	0	0	15	
	Group C (excluding Safai Karmchhari)	368	0	64	0	25	0	48	0	0	0	15	
Marine Products Export Development Authority (MPEDA)	Group C (Safai Karmchhari)	0	0	0	0	0	0	0	0	0	0	0	
	Group A	61	0	13	0	7	0	19	0	0	0	SC-2,ST-1,OBC-3	The restructuring proposal of MPEDA is under consideration with Ministry of Commerce & Industry. The vacant post will be filled up as per the directions from Department of Commerce.

Name of organisation	Group	Total no. of Em- ployees (as on 30.09. 2021)	Total no. of can- didates recruited during the pe- riod Jan- Sep.2021	No. of SC Emp.	No. of SC category candi- dates recruited during the pe- riod Jan- Sep.2021	No. of ST Emp.	No. of ST category candi- dates recruited during the pe- riod Jan- Sep.2021	No. of OBC Emp.	No. of OBC category candi- dates recruited during the pe- riod Jan- Sep.2021	No. of EWS Emp.	No. of EWS category candi- dates recruited during the pe- riod Jan- Sep.2021	No. of vacancies reserved for SC, ST, OBC & EWS which re- mained un- filled as on 30.09.2021	Remarks
1	2	3	4	5	6	7	8	9	10	11	12	13	14
Tobacco Board	Group B	62	0	13	0	8	0	20	0	0	0	SC-4,ST-1,OBC-1	
	Group C (ex- cluding Safai Karmchhari)	59	0	10	0	4	0	25	0	0	0	SC-3,ST-2,OBC-9	
	Group C (Safai Karm- chhari)	13	0	3	0	3	0	4	0	0	0	0	
	Group A	80	0	16	0	9	0	20	0	0	0	0	
	Group B	71	0	10	0	5	0	24	0	3	0	0	
	Group C (ex- cluding Safai Karmchhari)	155	0	29	0	9	0	40	0	0	0	0	
Indian Institute of Foreign Trade (IIFT), Delhi	Group C (Safai Karm- chhari)	28	0	4	0	2	0	15	0	0	0	0	
	Group A	59	12	3	3	0	0	5	1	0	0	SC-6,ST-5,OBC-13,EWS-7	The institute has delegated the work of cadre restructuring to National Productivity Council and the same is under process.
	Group B	44	0	11	0	4	0	4	0	0	0	EWS-4	
	Group C (ex- cluding Safai Karmchhari)	11	0	3	0	0	0	3	0	0	0	ST-3,SC-3,EWS-4,OBC-9	
	Group C (Safai Karm- chhari)	0	0	0	0	0	0	0	0	0	0	0	

Name of organisation	Group	Total no. of Employees (as on 30.09.2021)	Total no. of candidates recruited during the period Jan-Sep.2021	No. of SC Emp.	No. of SC category candidates recruited during the period Jan-Sep.2021	No. of ST Emp.	No. of ST category candidates recruited during the period Jan-Sep.2021	No. of OBC Emp.	No. of OBC category candidates recruited during the period Jan-Sep.2021	No. of EWS Emp.	No. of EWS category candidates recruited during the period Jan-Sep.2021	No. of vacancies reserved for SC, ST, OBC & EWS which remained unfilled as on 30.09.2021	Remarks
1	2	3	4	5	6	7	8	9	10	11	12	13	14
Indian Institute of Foreign Trade (IIFT), Kolkata	Group A	20	1	1	0	0	0	1	0	0	0	0	
	Group B	9	0	1	0	0	0	3	0	0	0	0	
	Group C (excluding Safai Karmchari)	0	0	0	0	0	0	0	0	0	0	0	
	Group C (Safai Karmchari)	0	0	0	0	0	0	0	0	0	0	0	
Indian Institute of Packaging (IIP)	Group A	28	0	5	0	3	0	7	0	0	0	3-SC, 2-OBC	
	Group B	7	0	1	0	0	0	2	0	0	0	0	
	Group C (excluding Safai Karmchari)	39	0	6	0	0	0	7	0	0	0	1-SC, 2-OBC, 1-ST	
	Group C (Safai Karmchari)	0	0	0	0	0	0	0	0	0	0	0	
SUB TOTAL (D)		3424	29	536	6	256	1	784	8	3	0	152	
Public Sector Undertakings under Department of Commerce													
State Trading Corporation of India (STC)	Group A	104	0	22	0	8	0	17	0	0	0	In STC, no recruitment has taken place in Group A for last 4 years (approx)	

Name of organisation	Group	Total no. of Employees (as on 30.09.2021)	Total no. of candidates recruited during the period Jan-Sep.2021	No. of SC Emp.	No. of SC category candidates recruited during the period Jan-Sep.2021	No. of ST Emp.	No. of ST category candidates recruited during the period Jan-Sep.2021	No. of OBC Emp.	No. of OBC category candidates recruited during the period Jan-Sep.2021	No. of EWS Emp.	No. of EWS category candidates recruited during the period Jan-Sep.2021	No. of vacancies reserved for SC, ST, OBC & EWS which remained unfilled as on 30.09.2021	Remarks
1	2	3	4	5	6	7	8	9	10	11	12	13	14
	Group B	36	0	10	0	4	0	2	0	0	0	In STC, no recruitment has taken place in Group B&C since last 25 years (approx)	
	Group C (excluding Safai Karmchhari)	32	0	12	0	2	0	1	0	0	0		
	Group C (Safai Karmchhari)	0	0	0	0	0	0	0	0	0	0		
India Trade Promotion Organisation (ITPO)	Group A	99	3	21	0	3	0	14	0	0	0	* 1(ST)	* One ST vacancy of DM(Fin) in Group 'A' is unfilled
	Group B	38	0	11	0	1	0	0	0	0	0	0	
	Group C (excluding Safai Karmchhari)	322	0	63	0	8	0	27	0	0	0	0	
	Group C (Safai Karmchhari)	23	0	21	0	0	0	0	0	0	0	0	
PEC Ltd. (Project and Equipment Corporation of India Limited)	Group A	29	0	10	0	2	0	4	0	0	0	0	7 officials are on deputation outside have been excluded
	Group B	1	0	1	0	0	0	0	0	0	0	0	
	Group C (excluding Safai Karmchhari)	0	0	0	0	0	0	0	0	0	0	0	
	Group C (Safai Karmchhari)	0	0	0	0	0	0	0	0	0	0	0	

Name of organisation	Group	Total no. of Employees (as on 30.09.2021)	Total no. of candidates recruited during the period Jan-Sep.2021	No. of SC Emp.	No. of SC category candidates recruited during the period Jan-Sep.2021	No. of ST Emp.	No. of ST category candidates recruited during the period Jan-Sep.2021	No. of OBC Emp.	No. of OBC category candidates recruited during the period Jan-Sep.2021	No. of EWS Emp.	No. of EWS category candidates recruited during the period Jan-Sep.2021	No. of vacancies reserved for SC, ST, OBC & EWS which remained unfilled as on 30.09.2021	Remarks
1	2	3	4	5	6	7	8	9	10	11	12	13	14
ECGC Ltd. (Export Credit Guarantee Corporation of India Limited).	Group A	231	0	41	0	15	0	48	0	0	0	SC(1), ST(2)	In column 7, One ST employee in Group A is on deputation hence excluded from report
	Group B	270	0	50	0	23	0	70	0	0	0	SC(14), ST(06), OBC(15), EWS(0)	
	Group C (excluding Safai Karm-chari)	20	6	3	0	3	0	2	1	0	0	0	In column 4 Appointment of 6 employees in Group C on Compassionate Basis.
	Group C (Safai Karm-chari)	0	0	0	0	0	0	0	0	0	0	0	
MMTC Limited (Minerals and Metals Trading Corporation)	Group A	293	0	58	0	23	0	33	0	0	0	SC-5, ST-4, OBC-9*	*Board of MMTC has taken a decision to scrap all new recruitments, keeping in view its restructuring/winding down, on the directions of the administrative Ministry.
	Group B	196	0	41	0	33	0	4	0	0	0	0	
	Group C (excluding Safai Karmchhari)	64	0	12	0	4	0	14	0	0	0	0	
	Group C (Safai Karm-chari)	0	0	0	0	0	0	0	0	0	0	0	
SUB TOTAL (E)		1758	9	376	0	129	0	236	1	0	0	57	
GRAND TOTAL		7483	72	1378	10	526	2	1303	18	6	1	641	

SC - Scheduled Castes, ST - Scheduled Tribes, OBC - Other Backward Classes, EWS - Economically Weaker Sections

ANNEXURE – C

Statement showing total number of PwDs in different categories as on 30.09.2021 in Department of Commerce (proper) and its associate organizations

Name of Organisation	Group	Total no. of Employees (as on 30 th September 2021)	Total no. of candidates recruited during the period Jan-Sep, 2021	No. of PwD Employees category wise (as on 30.09.2021)						No. of PwD Employees (category wise) recruited during the period Jan-Sep.2021					Total no. of vacancies reserved for PwDs, which remained unfilled (as on 30 th September 2021)	Remarks
				A	B	C	D	E		A	B	C	D	E		
1	2	3	4	5	6	7	8	9	10	11	12	13	14	15	16	
Department of Commerce (Proper)	Group A	157	0	0	0	1	0	0	0	0	0	0	0	0		Recruitment of Group A officers, post of CSSS, CPCS, CSS Cadre, DoPT is Cadre Controlling Authority. For Ex. Cadre (JTO & STO), is done by Rajbhasha Vibhag. Department implements promotion/posting/transfer orders issued by Cadre Controlling Authorities. Therefore, the information is 'Nil'
	Group B	188	0	1	2	2	0	0	0	0	0	0	0	0		
	Group C (excluding Safai Karmchhari)	158	8	2	0	1	0	0	0	0	1	0	0	0	2	
	Group C (Safai Karmchhari)	0	0	0	0	0	0	0	0	0	0	0	0	0		
Supply Division	Group A	63	0	0	0	0	0	0	0	0	0	0	0	0	*	*In respect of IIS&ISS Cadres, these are declared as dying further to wind up of DGS&D So far CSS, CPCS, CSSS is concerned, DOPT is Cadre Controlling Authority and hence recruitment is being done by DOPT only.
	Group B	58	0	0	0	0	0	0	0	0	0	0	0	0		
	Group C (excluding Safai Karmchhari)	35	0	0	0	1	0	0	0	0	0	0	0	0		
	Group C (Safai Karmchhari)	0	0	0	0	0	0	0	0	0	0	0	0	0	0	
Government-Marketplace (GeM)	Group A	67	5	0	0	0	0	0	0	0	0	0	0	0	NA	Out of the total 71 employees as on 30.09.2021, the number of Government employees on deputation is 21, out of which 17 are Group-A and 4 are Group-B The remaining 50 employees are of PMU and SPV Market. The number of Government employee recruited during January-September 2021 is 1 and the number of PMU and SPV Market is 4
	Group B	4	0	0	0	0	0	0	0	0	0	0	0	0	NA	
	Group C (excluding Safai Karmchhari)	0	0	0	0	0	0	0	0	0	0	0	0	0	NA	
	Group C (Safai Karmchhari)	0	0	0	0	0	0	0	0	0	0	0	0	0	NA	
SUB TOTAL (A)		730	13	3	2	5	0	0	0	0	1	0	0	0	2	

Name of Organisation	Group	Total no. of Employees (as on 30 th Sep-2021)	Total no. of candidates recruited during the period Jan-Sep, 2021	No. of PwD Employees category wise (as on 30.09.2021)					No. of PwD Employees (category wise) recruited during the period Jan-Sep.2021					Total no. of vacancies reserved for PwDs, which remained unfilled (as on 30 th September 2021)	Remarks
1	2	3	4	5	6	7	8	9	10	11	12	13	14	15	16
Attached offices under Department of Commerce															
Directorate General of Foreign Trade (DGFT)	Group A	123	3	0	0	3	0	0	0	0	0	0	0	1	Vacancy reported to UPSC to be filled up through CSE 2020 (for ITS)
	Group B (Gazt.)	77	0	0	1	2	0	0	0	0	0	0	0	0	
	Group B (NG)	207	0	1	2	0	0	0	0	0	0	0	0	0	
	Group C (excluding Safai Karmchhari)	466	0	1	1	5	0	0	0	0	0	0	0	2	
	Group C (Safai Karmchhari)	1	0	0	0	0	0	0	0	0	0	0	0	0	
SUB TOTAL (B)		874	3	2	4	10	0	0	0	0	0	0	0	3	
Subordinate offices under Department of Commerce															
Directorate General of Commercial Intelligence and Statistics (DGCIS)	Group A	20	0	0	0	0	0	0	0	0	0	0	0	Controlled by Cadre Controlling Authority	*As per recommendation of 6th CPC all group D employees are treated as Group C (MTS).
	Group B	132	0	0	0	4	0	0	0	0	0	0	0	All Group B posts are promotional posts and there is no provision of reservation for PwDs.	
	Group C (excluding Safai Karmchhari)	87	0	0	0	1	0	0	0	0	0	0	0	3	
	Group C* (Safai Karmchhari)	1	0	0	0	0	0	0	0	0	0	0	0		

Name of Organisation	Group	Total no. of Employees (as on 30 th September 2021)	Total no. of candidates recruited during the period Jan-Sep, 2021	No. of PwD Employees category wise (as on 30.09.2021)						No. of PwD Employees (category wise) recruited during the period Jan-Sep.2021					Total no. of vacancies reserved for PwDs, which remained unfilled (as on 30 th September 2021)	Remarks
				A	B	C	D	E		A	B	C	D	E		
1	2	3	4	5	6	7	8	9		10	11	12	13	14	15	16
MEPZ, SEZ	Group A	3	1	0	0	0	0	0		0	0	0	0	0	0	
	Group B	71	2	0	0	0	0	0		0	0	0	0	0	0	
	Group C (excluding Safai Karmchhari)	22	0	0	0	0	0	0		0	0	0	0	0	0	
	Group C (Safai Karmchhari)	0	0	0	0	0	0	0		0	0	0	0	0	0	
Kandla SEZ	Group A	3	0	0	0	0	0	0		0	0	0	0	0	0	
	Group B Gazetted	8	0	0	0	0	0	0		0	0	0	0	0	0	
	Group B Non Gazetted	14	0	0	0	0	0	0		0	0	0	0	0	0	
	Group C (excluding Safai Karmchhari)	34	0	0	0	0	0	0		0	0	0	0	0	0	
Vishakhapatnam SEZ	Group C (Safai Karmchhari)	2	0	0	0	0	0	0		0	0	0	0	0	0	
	Group A	4	0	0	0	0	0	0		0	0	0	0	0	0	
	Group B	13	0	0	0	0	0	0		0	0	0	0	0	0	
	Group C (excluding Safai Karmchhari)	10	0	0	0	0	0	0		0	0	0	0	0	0	
	Group C (Safai Karmchhari)	0	0	0	0	0	0	0		0	0	0	0	0	0	

Name of Organisation	Group	Total no. of Employees (as on 30 th September 2021)	Total no. of candidates recruited during the period Jan-Sep, 2021	No. of PwD Employees category wise (as on 30.09.2021)						No. of PwD Employees (category wise) recruited during the period Jan-Sep.2021					Total no. of vacancies reserved for PwDs, which remained unfilled (as on 30 th September 2021)	Remarks
1	2	3	4	5	6	7	8	9	10	11	12	13	14	15	16	
Falta SEZ	Group A	5	0	0	0	0	0	0	0	0	0	0	0	0		
	Group B	18	0	0	0	0	0	0	0	0	0	0	0	0		
	Group C (excluding Safai Karmchari)	7	0	0	0	1	0	0	0	0	0	0	0	0		
	Group C (Safai Karm-chari)	0	0	0	0	0	0	0	0	0	0	0	0	0		
Indore SEZ	Group A	1	0	0	0	0	0	0	0	0	0	0	0	0		All candidates are appointed on deputation basis as there is no direct recruitment.
	Group B	13	0	0	0	0	0	0	0	0	0	0	0	0		
	Group C (excluding Safai Karmchari)	0	0	0	0	0	0	0	0	0	0	0	0	0		
	Group C (Safai Karm-chari)	0	0	0	0	0	0	0	0	0	0	0	0	0		
Noida SEZ	Group A*	5	0	0	0	0	0	0	0	0	0	0	0	0		* All deputation posts ** 17 deputation posts
	Group B**	22	0	0	0	0	0	0	0	0	0	0	0	0		
	Group C (excluding Safai Karmchari)	33	0	0	0	1	0	0	0	0	0	0	0	0		
	Group C (Safai Karm-chari)	0	0	0	0	0	0	0	0	0	0	0	0	0		
Cochin SEZ	Group A	3	0	0	0	0	0	0	0	0	0	0	0	0		
	Group B	25	0	0	0	1	0	0	0	0	0	0	0	0		
	Group C (excluding Safai Karmchari)	17	0	0	0	1	0	0	0	0	0	0	0	0		

Name of Organisation	Group	Total no. of Employees (as on 30 th September 2021)	Total no. of candidates recruited during the period Jan-Sep, 2021	No. of PwD Employees category wise (as on 30.09.2021)						No. of PwD Employees (category wise) recruited during the period Jan-Sep.2021					Total no. of vacancies reserved for PwDs, which remained unfilled (as on 30 th September 2021)	Remarks
				A	B	C	D	E		A	B	C	D	E		
1	2	3	4	5	6	7	8	9	10	11	12	13	14	15	16	
SEEPZ-SEZ	Group C (Safai Karmchari)	0	0	0	0	0	0	0	0	0	0	0	0	0	0	
	Group A	11	4	0	0	0	0	0	0	0	0	0	0	0	0	
	Group B	70	8	0	0	0	0	0	0	0	0	0	0	0	0	
	Group C (excluding Safai Karmchari)	43	0	0	0	0	0	0	0	0	0	0	0	0	1 Post of LDC reserved for HH category	
	Group C (Safai Karmchari)	0	0	0	0	0	0	0	0	0	0	0	0	0	0	
SUB TOTAL (C)		697	15	0	0	9	0	0	0	0	0	0	0	0	4	
Autonomous Bodies and Commodity Boards under Department of Commerce																
Spices Board	Group A	77	0	0	0	0	0	0	0	0	0	0	0	0	0	
	Group B	98	0	1	0	3	0	0	0	0	0	0	0	0	0	
	Group C (excluding Safai Karmchari)	104	0	2	1	2	0	0	0	0	0	0	0	0	1	
	Group C (Safai Karmchari)	0	0	0	0	0	0	0	0	0	0	0	0	0	0	
Rubber Board	Group A	178	0	0	0	0	0	0	0	0	0	0	0	0	0	Vide Ministry's letter F. No. 5/1004/2015-Plant (Coord.) dated 22.02.2017, the Board was instructed not to fill up Direct recruitment vacancies without prior approval of the Ministry due to restructuring
	Group B	432	0	2	2	5	0	0	0	0	0	0	0	0	0	
	Group C (excluding Safai Karmchari)	500	0	2	1	7	0	0	0	0	0	0	0	0	0	
	Group C (Safai Karmchari)	0	0	0	0	0	0	0	0	0	0	0	0	0	0	

Name of Organ- isation	Group	Total no. of Employ- ees (as on 30 th Sep- tember 2021)	Total no. of can- didates recruit- ed dur- ing the period Jan-Sep, 2021	No. of PwD Employees category wise (as on 30.09.2021)					No. of PwD Employees (cat- egory wise) recruited during the period Jan-Sep.2021					Total no. of vacancies reserved for PwDs, which remained unfilled (as on 30 th September 2021)	Remarks	
				A	B	C	D	E	A	B	C	D	E			
1	2	3	4	5	6	7	8	9	10	11	12	13	14	15	16	
Tea Board	Group A	62	0	0	0	0	0	0	0	0	0	0	0	0	0	In the Restructuring Plan as submitted before the Ministry of Commerce & Industry, Department of Commerce, Govt. of India, Tea Board has projected for 312 officials (excluding the post of Chairman, Tea Board which is a non-executive post) for all categories. On the other hand, Tea Board has also been advised by the Plantation Division, Ministry of Commerce & Industry, Department of Commerce, Govt. of India that no vacant post should be filled up by Direct Recruitment or promotion without their prior permission vide letter No. 5/1004/2015-Plant (Coord) dated 22.02.2017. As a result, the process for filling up of vacancies have been kept pending.
	Group B	112	0	0	0	0	0	0	0	0	0	0	0	0	0	
	Group C (ex- cluding Safai Karmchhari)	209	0	0	0	4	0	0	0	0	0	0	0	0	0	
	Group C (Safai Karm- chhari)	6	0	0	0	0	0	0	0	0	0	0	0	0	0	
Agricul- tural and Pro- cessed Food Products Export Develop- ment Authority (APEDA)	Group A	21	0	0	0	0	0	1	0	0	0	0	0	1	1	As per restructuring approved by MOC&I, the posts of Group C will not be filled up and stand abolished once the restructuring is implemented
	Group B	29	0	0	0	0	0	0	0	0	0	0	0	1	1	
	Group C (ex- cluding Safai Karmchhari)	30	0	0	0	0	0	1	0	0	0	0	0	1	1	
	Group C (Safai Karm- chhari)	0	0	0	0	0	0	0	0	0	0	0	0	0	0	

Name of Organisation	Group	Total no. of Employees (as on 30 th September 2021)	Total no. of candidates recruited during the period Jan-Sep, 2021	No. of PwD Employees category wise (as on 30.09.2021)						No. of PwD Employees (category wise) recruited during the period Jan-Sep.2021					Total no. of vacancies reserved for PwDs, which remained unfilled (as on 30 th September 2021)	Remarks
				A	B	C	D	E		A	B	C	D	E		
1	2	3	4	5	6	7	8	9		10	11	12	13	14	15	16
Export Inspection Council of India (EIC), New Delhi	Group A	100	0	0	0	2	0	0	0	0	0	0	0	0	0	
	Group B	47	16	0	0	2	0	0	0	0	0	0	0	0	0	
	Group C (excluding Safai Karm-chari)	109	0	0	1	1	0	0	0	0	0	0	0	0	0	
	Group C (Safai Karm-chari)	0	0	0	0	0	0	0	0	0	0	0	0	0	0	
Marine Products Export Development Authority (MPEDA)	Group A	61	0	0	0	0	0	0	0	0	0	0	0	0	HH-1*	*The restructuring proposal of MPEDA is under consideration with Ministry of Commerce & Industry. The vacant post will be filled up as per the directions from Department of Commerce
	Group B	62	0	0	0	0	0	0	0	0	0	0	0	0	0	
	Group C (excluding Safai Karm-chari)	59	0	2	0	0	0	0	0	0	0	0	0	0	0	
	Group C (Safai Karm-chari)	13	0	0	0	0	0	0	0	0	0	0	0	0	0	
Indian Institute of Foreign Trade (IIFT), Delhi	Group A	59	4	0	0	1	0	0	0	1	0	0	0	0	0	
	Group B	44	0	0	0	0	0	0	0	0	0	0	0	0	1	
	Group C (excluding Safai Karm-chari)	11	0	0	0	1	0	0	0	0	0	0	0	0	0	
	Group C (Safai Karm-chari)	0	0	0	0	0	0	0	0	0	0	0	0	0	0	
Indian Institute of Foreign Trade (IIFT), Kolkata	Group A	20	1	0	0	0	0	0	0	0	0	0	0	0	0	

Name of Organisation	Group	Total no. of Employees (as on 30 th September 2021)	Total no. of candidates recruited during the period Jan-Sep, 2021	No. of PwD Employees category wise (as on 30.09.2021)					No. of PwD Employees (category wise) recruited during the period Jan-Sep.2021					Total no. of vacancies reserved for PwDs, which remained unfilled (as on 30 th September 2021)	Remarks	
				A	B	C	D	E	A	B	C	D	E			
1	2	3	4	5	6	7	8	9	10	11	12	13	14	15	16	
	Group B	9	0	0	0	0	0	0	0	0	0	0	0	0		
	Group C (excluding Safai Karmchhari)	0	0	0	0	0	0	0	0	0	0	0	0	0		
	Group C (Safai Karmchhari)	0	0	0	0	0	0	0	0	0	0	0	0	0		
Coffee Board	Group A	67	0	0	0	1	0	0	0	0	0	0	0	0		
	Group B	129	0	2	1	2	0	0	0	0	0	0	0	0		
	Group C (excluding Safai Karmchhari)	368	0	3	3	4	0	0	0	0	0	0	0	0		
	Group C (Safai Karmchhari)	0	0	0	0	0	0	0	0	0	0	0	0	0		
Tobacco Board	Group A	80	0	0	0	1	0	0	0	0	0	0	0	1**	**Regarding one post in Group A i.e. Statistical Officer under PwD-HH, it is submitted that in response to first notification, 96 applications received but only one applicant is eligible. However, he did not attend the interview.	
	Group B	71	0	0	1	2	0	0	0	0	0	0	0	0		
	Group C (excluding Safai Karmchhari)	155	0	1	1	1	0	0	0	0	0	0	0	0		
	Group C (Safai Karmchhari)	28	0	1	0	2	0	0	0	0	0	0	0	0		

Name of Organisation	Group	Total no. of Employees (as on 30 th September 2021)	Total no. of candidates recruited during the period Jan-Sep, 2021	No. of PwD Employees category wise (as on 30.09.2021)					No. of PwD Employees (category wise) recruited during the period Jan-Sep.2021					Total no. of vacancies reserved for PwDs, which remained unfilled (as on 30 th September 2021)	Remarks
				A	B	C	D	E	A	B	C	D	E		
1	2	3	4	5	6	7	8	9	10	11	12	13	14	15	16
Indian Institute of Packaging (IIP)	Group A	28	0	0	0	0	0	0	0	0	0	0	0	0	
	Group B	7	0	0	0	0	0	0	0	0	0	0	0	0	
	Group C (excluding Safai Karmchari)	39	0	0	0	1	0	0	0	0	0	0	0	0	
	Group C (Safai Karmchari)	0	0	0	0	0	0	0	0	0	0	0	0	0	
SUB TOTAL (D)		3424	21	16	11	42	0	2	1	0	0	0	0	7	
Public Sector Undertakings under Department of Commerce															
State Trading Corporation of India (STC)	Group A	104	0	0	0	4	0	0	0	0	0	0	0	In STC, no recruitment has taken place in Group A for last 4 years (approx)	
	Group B	36	0	0	0	1	0	0	0	0	0	0	0	In STC, no recruitment has taken place in Group B & C since last 25 years (approx).	
	Group C (excluding Safai Karmchari)	32	0	0	0	0	0	0	0	0	0	0	0		

Name of Organisation	Group	Total no. of Employees (as on 30 th September 2021)	Total no. of candidates recruited during the period Jan-Sep, 2021	No. of PwD Employees category wise (as on 30.09.2021)						No. of PwD Employees (category wise) recruited during the period Jan-Sep.2021					Total no. of vacancies reserved for PwDs, which remained unfilled (as on 30 th September 2021)	Remarks
				A	B	C	D	E		A	B	C	D	E		
1	2	3	4	5	6	7	8	9	10	11	12	13	14	15	16	
India Trade Promotion Organisation (ITPO)	Group C (Safai Karmchhari)	0	0	0	0	0	0	0	0	0	0	0	0	0		
	Group A	99	3	0	1	0	0	0	0	0	0	0	0	0		
	Group B	38	0	0	0	0	0	0	0	0	0	0	0	0		
	Group C (excluding Safai Karmchhari)	322	0	2	2	6	0	0	0	0	0	0	0	0		
PEC Ltd. (Project and Equipment Corporation of India Limited)	Group C (Safai Karmchhari)	23	0	0	0	1	0	0	0	0	0	0	0	0		
	Group A	29	0	1	0	1	0	0	0	0	0	0	0	0		
	Group B	1	0	0	0	0	0	0	0	0	0	0	0	0		
	Group C (excluding Safai Karmchhari)	0	0	0	0	0	0	0	0	0	0	0	0	0		
ECGC Ltd. (Export Credit Guarantee Corporation of India Limited).	Group C (Safai Karmchhari)	0	0	0	0	0	0	0	0	0	0	0	0	0		
	Group A	231	0	2	1	5	0	0	0	0	0	0	0	0		
	Group B	270	0	2	1	2	0	0	0	0	0	0	0	0		
	Group C (excluding Safai Karmchhari)	20	6	0	0	0	0	0	0	0	0	0	0	0		
ECGC Ltd. (Export Credit Guarantee Corporation of India Limited).	Group C (Safai Karmchhari)	0	0	0	0	0	0	0	0	0	0	0	0	0		
	Group A	231	0	2	1	5	0	0	0	0	0	0	0	0		
	Group B	270	0	2	1	2	0	0	0	0	0	0	0	0		
	Group C (excluding Safai Karmchhari)	20	6	0	0	0	0	0	0	0	0	0	0	0		

Name of Organisation	Group	Total no. of Employees (as on 30 th September 2021)	Total no. of candidates recruited during the period Jan-Sep, 2021	No. of PwD Employees category wise (as on 30.09.2021)					No. of PwD Employees (category wise) recruited during the period Jan-Sep.2021					Total no. of vacancies reserved for PwDs, which remained unfilled (as on 30 th September 2021)	Remarks
				A	B	C	D	E	A	B	C	D	E		
1	2	3	4	5	6	7	8	9	10	11	12	13	14	15	16
MMTC Limited (Minerals and Metals Trading Corporation)	Group A	293	0	1	3	8	0	0	0	0	0	0	0	0	
	Group B	196	0	1	0	1	0	0	0	0	0	0	0	0	
	Group C (excluding Safai Karmchari)	64	0	0	0	0	0	0	0	0	0	0	0	0	
	Group C (Safai Karmchari)	0	0	0	0	0	0	0	0	0	0	0	0		
SUB TOTAL (E)		1758	9	9	8	29	0	0	0	0	0	0	0	0	
GRAND TOTAL		7483	61	30	25	95	0	2	1	0	1	0	0	16	

A (blindness and low vision), B (deaf and hard of hearing), C (locomotor disabilities including cerebral palsy, leprosy cured, dwarfism, acid attack victims and muscular dystrophy) and D&E (D: autism, intellectual disability, specific learning disability and mental illness + E: multiple Disabilities from amongst A to D including deaf-blindness).

STATUS/ACTION TAKEN ON AUDIT OBSERVATIONS APPEARS IN VARIOUS REPORTS FROM 2008 ONWARDS

S. No.	Para No. & Report	Gist of the para	Status of the para
Customs & Excise Issues- EOU/SEZ			
1	17 of 2020 Chapter- V Para No. 5.2.2(d) DAP- 87	Export Oriented Units/ Special Economic Zone (d) Non-payment of customs duty on... clearance of reusable packing materials in DTA	Para sent to Department of Revenue for furnishing Para wise reply for submission of ATN. In this regard necessary action is being in progress with the Department of Revenue.
2	17 of 2020 Chapter- V Para No. 5.2.2(b) DAP- 80	Export Oriented Units/ Special Economic Zone - (b) Non-payment of SAD on fini... shed goods by EOU at the time of de-bonding	Para sent to Department of Revenue for furnishing Para wise reply for submission of ATN. In this regard necessary action is being in progress with the Department of Revenue.
3	17 of 2020 Chapter- V Para No. 5.2.2(c) DAP- 92	Export Oriented Units/ Special Economic Zone - (c) Non-levy of duty on goods cleared from SEZ to DTA unit	Revised comments uploaded on portal on 11.08.2021. Audit vide letter dated 07.09.2021 has vetted the revised comments and offer "No further comments subject to final acceptance by PAC".
4.	17 of 2020 Chapter- IV Para No. 4.12.3 DAP- 60	Non-levy of penalty for gate passes not surrendered and expired	ATNs uploaded on APMS Portal on 28.06.2021. ATN Returned by Audit to Ministry on 02.08.2021. Final ATN is being upload in APMS Portal.
5.	17 of 2020 Chapter- IV Para No. 4.12.1 DAP- 56	Non-realization of cost recovery charges and interest from the developers	ATNs uploaded on APMS Portal on 28.06.2021. On 16.07.2021 audit has replied as "No further comment subject to final acceptance by PAC."
Customs & Excise Issues -DGFT			
1	6 of 2008 (Ch. IV)	Central Excise, service tax and customs	Final consolidated ATNs for more than 40 sub paras - consists of more than 100 ATNs. ATNs received are under examination. In respect of some ATNs vetting comments received from audit and necessary action is being in progress.
2	15 of 2009-10	Import of goods under Chapter -71	The details of para 4.10, involving 8 cases and 36 units were obtained from CAG on 16.03.2020 and same were sent to DGEP for examination and furnishing of the ATN on 17.03.2020. DGEP has been requested to furnish the revised ATNs on 15.05.2021 and reminded on 17.09.2021. Final ATN is yet to be uploaded on APMS Portal.

S. No.	Para No. & Report	Gist of the para	Status of the para
3	PA 8 of 2013 (Ch. 1)	Deemed Export Drawback Scheme	CAG has requested to resubmit response to audit previous comments on 21.12.2020. DC, FSEZ was requested to furnish the action taken as requested by the CAG and in r/o this revised ATNs is being in progress.
4	12 of 2014 Para 2.4 to 2.19	Promotional measures (Focus Product Scheme)	CAG has sought further clarification from RA (Regional Authority) Jaipur and RA Surat vide letter dated 08.09.2021. Revised ATNs uploaded by ministry on 12.10.2021. Necessary action from Audit is being awaited.
5	8 of 2015 Para 8.5.10 (DAP TBA)	Audit of DGFT's EDI audit system	CAG vide APMS Portal comments has requested to furnish the progress of remaining cases on 15.09.2021. Matter under examination as some paras already cleared by CAG has been shown pending and remaining are being taken up with concerned Regional Authorities.
6	1 of 2017 Para 4.1.1 to 4.1.5 (DAP 105)	Utilization of duty credit by re-registering the scrips (licenses) with different dates	CAG has been informed that the issue in the para relates to Customs, DoR. The investigation details forwarded by DBK Division of Department of Revenue is being shared with CAG for n.a.
7	17 of 2019 5.1 to 5.2 DAP-95	Schemes of Foreign Trade Policy: Persistent Irregularity regarding non-fulfilment of export obligation	CAG has further raised query seeking substantiating document and sought status of recovery in many cases. The matter is being taken up with concerned Regional Authorities and action in this regard is being in progress.
8	17 of 2019 5.4 comprising of 32 DAPs PENDING-3	Non-compliance to provisions of Other Export Promotion Scheme (On Portal this has been counted as separate paras instead of sub Paras)	DAP No. 14/84-Chennai – Action for recovery being taken by RA Chennai and reminded on 01.10.2021.
9.	17 of 2019 5.4.2 DAP 53	Incentive and Reward Schemes (IEIS): Lack of provision to recover benefits given under on re-import of exported goods	DAP No. 44 – CAG sought progress after issue of order in original dated 22.09.2021. vide letter dated 11.10.2021. Regional Authority, Bangalore informed on 13.10.2021 and necessary action is being in progress. ATN received from Ministry of Finance, DBK (Duty Drawback) Division was uploaded on APMS on 31.03.2021 for examination by CAG. CAG has sought further clarification on 20.05.2021. Accordingly, DBK Division, Ministry of Finance has been informed and necessary action is being in progress.
10	17 of 2019 5.4.4 DAP 27	Served from India Scheme (SFIS): Grant of excess credit due to non-deduction of tax involved	RA Cochin intimated on 03.08.2020 that principal amount recovered and interest is yet to be recovered. The same was communicated to audit.
11.	17 of 2019 5.4.5.2 DAP 56	Non/short imposition of late cut as per applicable rates.	Reply sent to CAG for final Settlement of Para on 20.11.2020. CAG sought further progress of recovery in case of M/s Bala ji Trading Co. Regional Authority Jaipur last reminded on 22.10.2021 to intimate the progress of the case.
12.	5 of 2020 Chapter-3 Entire Report	Performance Audit on Merchandise Exports from India Scheme (MEIS) and Service Exports from India Scheme (SEIS)	Recommendations comments sent to CAG on 01.03.2021. Para-wise ATNs has been sought from all concerned Regional Authorities/ SEZs. 46 RAs/ SEZ are to send para specific comments in ATN formats. Para specific comments are awaited.

S. No.	Para No. & Report	Gist of the para	Status of the para
13.	17 of 2020 Chapter-3, 4 & 5 (New Report Uploaded on APMS Portal)	i. Incorrect application of notifications (04 DAPs) ii. Non-compliance of Export Promotion Schemes (03 DAPs) iii. Subject specific compliance on show cause notices and adjudication process. (03 Paras)	i. 4 Paras under examination (DAP-110 CH-III) ii. 3 DAPs under examination (CH-V) iii. 3 Paras are under examination. (DAP-97CH-IV) Concerned Regional Authorities reminded regularly and necessary action is being in progress by the concerned Authority.
Status of Civil Paras EIC/APEDA/MPEDA			
1	Para No.2.2 of Report No.18 of 2015	Avoidable expenditure due to non-collection of service tax. Export Inspection Council of India (EIC).	The matter is sub-judice.
2	Para No.4.1, Report No. 4 of 2018 (Chapter-IV)	Loss due to not securing its financial interests by APEDA.	Vetting comment received from Audit on 22.10.2021 and necessary action is being in progress.
3.	10 of 2020 Chapter- II (Para 2.2)	Unfruitful expenditure in mangrove crab project by MPEDA	Revised ATNs uploaded on APMS on dated 20.10.2021 and necessary action from Audit is being awaited..

S. No.	Para No. & Report	Gist of the para	Status of the para
List of Outstanding C&AG(Commercial) paragraphs-FT(ST)			
1	4.3.1 (9 of 2010)	Failure to devise internal controls in entering & executing contracts with business associates pertaining to STC Ltd.	Para is pending as the matter is sub- judice.
2	4.1 (CA 3 of 2011-12)	Iron Ore Business Segment. -STC Ltd.	Para is pending as the matter is sub- judice.
3	4.1 (8 of 2012-13) New Addition	Irregularities in release of funds to a business associate.	Para is pending as the matter is sub- judice.

Status on PAC Paras: APEDA				
Total Paras	Lok Sabha No./Report No.	Subject	Status	
Para No. 1 to 5	18 th report of 17 th Lok Sabha for the year 2020	In effective monitoring by APEDA	Audit comments received in r/o 4 paras and necessary action is being in progress in r/o of these paras. ATR uploaded in r/o 1 para by the Division and comments from the audit is being awaited.	
Status on PAC Paras: SEZs				
Para No. 1 to 7	90 th report of 16 th Lok Sabha for the year 2018	Performance of Special Economic Zones (SEZ)	Incomplete ATR return to the division in r/o 7 paras and necessary action is being in progress by the Division.	
Para No. 8,11,15,18,19,20,23,26,29	40 th report of 17 th Lok Sabha for the year 2021	Performance of Special Economic Zones (SEZ)	ATRs is being uploaded on APMS Portal.	

ANNEXURE-E**STATUS/ACTION TAKEN ON AUDIT OBSERVATIONS APPEARS IN VARIOUS REPORTS**

S. No.	Year	No. of Paras/PA reports on which ATNs have been submitted to PAC after vetting by Audit	Details of the Paras/PA reports on which ATNs are pending.				No. of ATNs pending with other reasons (Sub-judice)
			No. of ATNs not sent by the Ministry even for the first time	No. of ATN pending with Audit	No. of ATNs sent but returned with observations and Audit is awaiting their resubmission by the Ministry	Sent to Monitoring Cell/PAC Branch (Lok Sabha)	
1.	2008	Customs & Excise Issues	--	--	01	--	--
2.	2009	Customs & Excise Issues	--	--	01	--	--
3.	2010	Commercial	--	--	--	--	01
4.	2011	Commercial	--	--	--	--	01
5.	2012	Commercial	--	--	--	--	01
6.	2013	Customs & Excise	--	--	01	--	--
		Commercial	--	--	--	--	--
7.	2014	Customs & Excise	--	01	--	--	--
8.	2015	Customs & Excise	--	--	01	--	--
		Civil	--	--	--	--	01
		Commercial	--	--	--	--	--
9.	2016	Customs & Excise	--	--	--	--	--
		Commercial	--	--	--	--	--
10.	2017	Customs & Excise	--	--	01	--	--
		Civil	--	--	--	--	--
		Commercial	--	--	--	--	--

S. No.	Year	No. of Paras/PA reports on which ATNs have been sub- mitted to PAC after vetting by Audit	Details of the Paras/PA reports on which ATNs are pending.				
			No. of ATNs not sent by the Ministry even for the first time	No. of ATN pending with Audit	No. of ATNs sent but returned with observations and Audit is awaiting their resubmission by the Ministry	Sent to Monitoring Cell/PAC Branch (Lok Sabha)	No. of ATNs pending with other reasons (Sub-judice)
11.	2018	Customs & Excise	--	--	--	--	--
		Civil	--	01	--	--	--
		Commercial	--	--	--	--	--
		PAC	--	--	07	--	--
12.	2019	Customs & Excise	--	--	06	--	01
		Civil	--	--	--	--	--
		Commercial	--	--	--	--	--
		PAC	--	--	--	--	--
13.	2020	Customs & Excise	--	--	15	01	--
		Civil	--	01	--	--	--
		Commercial	--	--	--	--	--
		PAC	--	01	04	--	--
14.	2021	Customs & Excise	--	--	--	--	--
		Civil	--	--	--	--	--
		Commercial	--	--	--	--	--
		PAC	09	--	--	--	--
Total-56			09	04	37	01	05



सत्यमेव जयते

Government of India
Ministry of Commerce & Industry
Department of Commerce